

STATE OF NEW JERSEY
Board of Public Utilities
44 South Clinton Avenue, 9th Floor
Post Office Box 350
Trenton, New Jersey 08625-0350
www.nj.gov/bpu/

CLEAN ENERGY

IN THE MATTER OF THE FISCAL YEAR 2020 – CLEAN) ORDER
ENERGY EXTENSION)
) DOCKET NO. QO19050645

Parties of Record:

- Stefanie A. Brand, Esq.**, Director, New Jersey Division of Rate Counsel
- Philip J. Passanante, Esq.**, Atlantic City Electric Company
- Joshua R. Eckert, Esq.**, Jersey Central Power and Light Company
- Andrew K. Dembia, Esq.**, New Jersey Natural Gas Company
- Matthew M. Weissman, Esq.**, Public Service Electric and Gas Company
- Margaret Comes, Esq.**, Rockland Electric Company
- Deborah M. Franco, Esq.**, Elizabethtown Gas Company and South Jersey Gas Company
- Michael Ambrosio**, TRC Energy Services

BY THE BOARD:

This Order memorializes action taken by the Board of Public Utilities (“Board” or “BPU”) at its July 29, 2020 public meeting, where the Board considered the extension of Fiscal Year 2020 (“FY20”), the third proposed revisions to the FY20 budget for New Jersey’s Clean Energy Program (“NJCEP”), and proposed FY20 program changes.

BACKGROUND AND PROCEDURAL HISTORY

On February 9, 1999, the Electric Discount and Energy Competition Act (“EDECA” or “Act”), N.J.S.A. 48:3-49 *et seq.*, was signed into law, creating the societal benefits charge (“SBC”) to fund programs for the advancement of energy efficiency (“EE”) and renewable energy (“RE”) in New Jersey. The Act also provided for the Board to initiate proceedings and undertake a comprehensive resource analysis (“CRA”) of EE and RE programs in New Jersey every four years. The CRA would then be used to determine the appropriate level of funding over the next four years for EE and Class I RE programs, which are part of what is now known as NJCEP. Accordingly, in 1999, the Board initiated its first CRA proceeding, and in 2001, it issued an order setting funding levels, the programs to be funded, and the budgets for those programs, all for the years 2001 through 2003. Since then, the Board has issued numerous Orders setting the funding levels, related programs, and program budgets for the years 2004 – FY20.¹

¹ In the early years, the budgets and programs were based on calendar years, but in 2012, the Board determined to begin basing the budgets and programs on fiscal years in order to align with the overall State budget cycle.

The Board originally established FY20 programs and program budgets through a Board Order dated June 21, 2019, trued up and revised them through a Board Order dated January 8, 2020,² revised them for a second time through an April 6, 2020 Board Order, extended them through a July 2, 2020 Board Order, and extended them for a second time through a July 15, 2020 Board Order.

Additionally, due to the COVID-19 pandemic, on April 14, 2020, Governor Phil Murphy signed into law a bill that extended the State's current FY20 to September 30, 2020.

PROPOSED EXTENSION TO FISCAL YEAR 2020

In order to align with the State's fiscal year, Board Staff ("Staff") recommends extending the NJCEP FY20 through September 30, 2020, which will provide the BPU and its Clean Energy Program with additional time to assess the NJCEP budget under the current health crisis. The extension will allow Staff to defer spending and will provide opportunities for contractors and customers to apply for program incentives that would have expired on June 30, 2020.

PROPOSED FY20 THIRD BUDGET REALLOCATIONS

State Energy Initiatives

Staff has identified funds of \$15,239,074.42 from State Energy Initiatives that are available to provide financial assistance to the State due to the current health crisis.

REALLOCATIONS AND RATIONALE FOR PROGRAMS ADMINISTERED BY THE DIVISION OF CLEAN ENERGY

Offshore Wind

Staff recommends increasing the budget by \$1,089,352.44 in order to continue program delivery for an additional three months.

BPU Program Administration

An increase in funding of \$888,750 is needed for staffing and resources for an additional three months.

Program Evaluation

An increase in funding of \$2,926,514.71 is needed to continue evaluation activities and studies.

Sustainable Jersey

An increase in funding of \$125,000 is needed to continue the program for an additional three months.

Community Solar – Low-Income Program

This program is currently in the planning phases, and \$3,000,000 will not be utilized in FY20.

² I/M/O the Clean Energy Programs and Budget for FY20, BPU Docket No. QO19050645 (June 21, 2019); I/M/O the Clean Energy Programs and Budget for FY20, BPU Docket No. QO19050645 (January 8, 2020); I/M/O the Clean Energy Programs and Budget for FY20, BPU Docket No. QO19050645 (April 6, 2020); I/M/O the Fiscal Year 2020 Clean Energy Budget - Extension, BPU Docket No. QO19050645 (July 2, 2020); I/M/O the Fiscal Year 2020 Clean Energy Budget - Extension, BPU Docket No. QO19050645 (July 15, 2020).

Research and Analysis

Due to lower expenditures for FY20 than anticipated, Staff recommends reducing the budget by \$85,920.

Sponsorships

Due to lower expenditures for FY20 than anticipated, Staff recommends reducing the budget by \$28,000.

Community Energy Grant

Due to lower expenditures for FY20 than anticipated, Staff recommends reducing the budget by \$900,000.

Electric Vehicles

Current forecasts show that the budget can be reduced by \$16,000,000.

R&D Energy Tech Hub

Current forecasts show that the budget can be reduced by \$3,000,000.

Curriculum

The program has not launched this fiscal year; therefore, Staff recommends reducing the budget by \$4,500,000.

REALLOCATIONS AND RATIONALE FOR PROGRAMS ADMINISTERED BY TRC

Residential Existing Homes

Staff recommends increasing the budget by \$461,189.43 in order to continue program delivery for an additional three months.

Commercial and Industrial Buildings

Staff recommends increasing the budget by \$14,196,465.71 in order to continue program delivery for an additional three months.

Direct Install

An increase in funding of \$621,299.26 is needed to continue the programs for an additional three months.

SREC Registration

An increase in funding of \$364,034.98 is needed to continue the programs for an additional three months.

Outreach, Website, Other

An increase in funding of \$956,100.60 is needed to continue the programs for an additional three months.

Residential New Construction

Lower participation than originally forecasted due to the health situation will result in a reduced funding level of \$764,215.86.

Energy Efficient Products

Lower participation than originally forecasted due to the health situation will result in a reduced funding level of \$1,175,466.49.

Local Government Energy Audit

Lower participation than originally forecasted due to the health situation will result in a reduced funding level of \$528,466.48.

Multifamily

The program was not launched due to the energy efficiency transition. Funding of \$3,590,137.36 will not be spent during the remainder of the fiscal year.

Combined Heat and Power/Fuel Cells

Funding of \$3,317,804.18 will be deducted from FY20 due to lower than anticipated participation.

REALLOCATIONS AND RATIONALE FOR PROGRAMS ADMINISTERED BY THE ECONOMIC DEVELOPMENT AUTHORITY

EDA Program

An increase in funding of \$22,228.82 is needed to continue the programs for an additional three months.

PROPOSED FY20 PROGRAM CHANGES

TRC's FY20 Compliance Filing Rev 2.0 reflects Staff's recommendation to indefinitely suspend the launch of the Multifamily, Existing Homes, and Commercial and Industrial ("C&I") Buildings Programs that previously had been expected to launch during FY20. Instead, in the interest of avoiding any conflicts with the recommendations adopted by the Board in its June 10, 2020 Order³, and to some degree as a result of the disruptions and uncertainties related to COVID-19, those programs' predecessor programs will continue in essentially the same manner as they have been conducted in FY20.

Beginning with TRC's Rev 2.0, the Program will offer midstream rebates (retailer markdowns) on showerheads that use ≤ 2 gallons per minute (gpm) and meet the WaterSense v1.1 specification. The Program will offer retail price incentives through markdown and creative markdown promotions for qualified products.

Additionally, following the enactment of the COVID-19 Fiscal Mitigation Act, P.L. 2020, c. 19, in its administration of programs, TRC will implement the appropriate elements of the extension of FY20 through September 30, 2020, including:

- Budgets;
- Eligibility and incentive amounts, including, among other things, revising any eligibility that an NJCEP document describes as terminating or expiring on "June 30, 2020," or similar, to be deemed to provide for termination or expiration on "September 30, 2020"; and
- Continuation of the 30% manufacturer cap applicable to Fuel Cells ("FCs") as part of the \$5,000,000 NJCEP budget for FCs set on June 21, 2019.

³ In re the Implementation of P.L. 2018, c. 17 Regarding the Establishment of Energy Efficiency and Peak Demand Reduction Programs, BPU Docket No. QO19010040 (Order dated June 10, 2020).

Notwithstanding the foregoing extension:

- All C&I / Distributed Energy Resources (“DER”) incentive caps (other than the manufacturer cap addressed above) that are on a “per” or “each fiscal year” basis will reset on July 1, 2020 and will apply from July 1, 2020 through June 30, 2021.
 - By way of example only, if a C&I Retrofit (SmartStart) participant had only an electric utility account and had been approved for \$500,000 in SmartStart incentives on May 15, 2020, the participant could apply and be approved for a second \$500,000 as early as July 1, 2020. If the second application is approved in August 2020, the applicant could not have a third application approved until July 1, 2021.
- Large Energy User Program (“LEUP”) applicants may, as early as July 1, 2020, submit for approval applications based upon contributions to the NJCEP fund made between July 1, 2019 and June 30, 2020.
- Cooperative Marketing FY caps will be increased by 25% on July 1, 2020, so that, as of that date, the FY caps for the extended FY20 will be \$93,750 for Home Performance with EnergyStar (“HPwES”) trade allies and \$62,500 for Residential HVAC and Residential New Construction (“RNC”) trade allies.

The Charge Up New Jersey Fiscal Year 2020 Compliance Filing remains unchanged.

REVISED BUDGET TABLE:

The following tables show the FY20 third budget revisions:

FY 2020 3rd Budget Reallocation		Cost Category Budgets					
Program/Budget Line	Total Budget	Administration	Sales, Marketing, Website	Training	Rebates, Grants and Other Direct Incentives	Rebate Processing and QA	Evaluation
Total -NJCEP + State Initiatives	560,087,029.42	30,094,524.53	12,890,959.90	7,971,665.63	482,517,378.17	15,115,856.61	11,496,644.58
State Energy Initiatives	102,328,074.42	0.00	0.00	0.00	102,328,074.42	0.00	0.00
Total NJCEP	457,758,955.00	30,094,524.53	12,890,959.90	7,971,665.63	380,189,303.75	15,115,856.61	11,496,644.58
EE Programs	373,027,257.27	19,161,887.96	1,901,091.90	1,484,165.63	336,962,623.03	13,450,842.61	66,646.14
Res EE Programs	80,554,228.70	6,844,074.38	217,534.50	510,000.00	65,514,675.34	7,467,944.48	0.00
Residential Retrofit	33,689,970.96	3,626,810.34	108,767.25	501,000.00	26,882,973.70	2,570,419.67	0.00
RNC	16,684,371.82	1,958,825.95	54,383.55	9,000.00	13,627,321.30	1,034,841.02	0.00
EE Products	30,179,885.92	1,258,438.09	54,383.70	0.00	25,004,380.34	3,862,683.79	0.00
Res Low Income	45,500,000.00	2,870,758.50	1,248,488.10	886,665.63	38,786,019.66	1,641,421.97	66,646.14
Comfort Partners	45,500,000.00	2,870,758.50	1,248,488.10	886,665.63	38,786,019.66	1,641,421.97	66,646.14
C&I EE Programs	190,384,155.13	9,447,055.08	435,069.30	87,500.00	176,073,054.59	4,341,476.16	0.00
C&I Buildings	140,823,490.07	7,090,450.92	326,301.90	37,500.00	129,747,420.94	3,621,816.31	0.00
LGEA	4,288,266.97	1,128,645.02	54,383.70	25,000.00	2,584,312.47	495,925.78	0.00
DI	45,272,398.09	1,227,959.14	54,383.70	25,000.00	43,741,321.18	223,734.07	0.00
Multi-family EE	0.00	0.00	0.00	0.00	0.00	0.00	0.00
Multi-family	0.00	0.00	0.00	0.00	0.00	0.00	0.00

State Facilities Initiative	56,588,873.44	0.00	0.00	0.00	56,588,873.44	0.00	0.00
State Facilities Initiative	56,588,873.44	0.00	0.00	0.00	56,588,873.44	0.00	0.00
Distributed Energy Resources	27,093,909.11	814,031.29	54,383.70	12,500.00	25,921,012.32	291,981.80	0.00
CHP - FC	22,953,909.11	814,031.29	54,383.70	12,500.00	21,785,970.79	287,023.33	0.00
RE Storage	140,000.00	0.00	0.00	0.00	135,041.53	4,958.47	0.00
Microgrids	4,000,000.00	0.00	0.00	0.00	4,000,000.00	0.00	0.00
RE Programs	6,834,010.46	1,011,619.08	54,383.70	25,000.00	0.00	1,373,032.20	4,369,975.48
Offshore Wind	4,369,975.48	0.00	0.00	0.00	0.00	0.00	4,369,975.48
Community Solar	0.00	0.00	0.00	0.00	0.00	0.00	0.00
SREC Registration	2,464,034.98	1,011,619.08	54,383.70	25,000.00	0.00	1,373,032.20	0.00
EDA Programs	113,236.20	113,236.20	0.00	0.00	0.00	0.00	0.00
Planning and Administration	23,985,541.96	4,443,750.00	10,881,100.60	0.00	1,600,668.40	0.00	7,060,022.96
BPU Program Administration	4,443,750.00	4,443,750.00	0.00	0.00	0.00	0.00	0.00
BPU Program Administration	4,443,750.00	4,443,750.00	0.00	0.00	0.00	0.00	0.00
Marketing	4,000,000.00	0.00	4,000,000.00	0.00	0.00	0.00	0.00
New Marketing Contract	4,000,000.00	0.00	4,000,000.00	0.00	0.00	0.00	0.00
CEP Website	400,000.00	0.00	400,000.00	0.00	0.00	0.00	0.00
Program Evaluation/Analysis	7,060,022.96	0.00	0.00	0.00	0.00	0.00	7,060,022.96
Program Evaluation	6,895,942.96	0.00	0.00	0.00	0.00	0.00	6,895,942.96
Research and Analysis	164,080.00	0.00	0.00	0.00	0.00	0.00	164,080.00
Outreach and Education	8,039,769.00	0.00	6,481,100.60	0.00	1,558,668.40	0.00	0.00
Sustainable Jersey	867,085.00	0.00	0.00	0.00	867,085.00	0.00	0.00
NJIT Learning Center	691,583.40	0.00	0.00	0.00	691,583.40	0.00	0.00
Conference	750,000.00	0.00	750,000.00	0.00	0.00	0.00	0.00
Outreach, Website, Other	5,731,100.60	0.00	5,731,100.60	0.00	0.00	0.00	0.00
Sponsorships	42,000.00	0.00	0.00	0.00	42,000.00	0.00	0.00
Sponsorships	42,000.00	0.00	0.00	0.00	42,000.00	0.00	0.00
New Initiatives	26,705,000.00	4,550,000.00	0.00	6,450,000.00	15,705,000.00	0.00	0.00
Community Energy Grants	100,000.00	0.00	0.00	0.00	100,000.00	0.00	0.00
Storage	4,105,000.00	0.00	0.00	0.00	4,105,000.00	0.00	0.00
Electric Vehicles	14,000,000.00	4,000,000.00	0.00	0.00	10,000,000.00	0.00	0.00
Charge Up New Jersey Program	4,000,000.00	4,000,000.00	0.00	0.00	0.00	0.00	0.00
Plug In EV Incentive Fund	10,000,000.00	0.00	0.00	0.00	10,000,000.00	0.00	0.00
NJ Wind	4,500,000.00	50,000.00	0.00	4,450,000.00	0.00	0.00	0.00
R&D Energy Tech Hub	1,500,000.00	0.00	0.00	0.00	1,500,000.00	0.00	0.00
Workforce Development	2,500,000.00	500,000.00	0.00	2,000,000.00	0.00	0.00	0.00
Curriculum	0.00	0.00	0.00	0.00	0.00	0.00	0.00

COMFORT PARTNERS REALLOCATION

The Comfort Partners Program reallocated funds to ensure that appropriate funding levels are available in the six utilities administering the program. The following table shows the revised allocations to the individual line items within the Comfort Partners budget. The total Comfort Partners Program budget remains the same, and these reallocations do not change the overall program budget.

July 1st 2019 - September 30, 2020 CP Budget							
	TOTAL	Admin and Program Development	Sales, Marketing, Call Centers, Web Site	Training	Rebates, Grants and Other Direct Incentives	Rebate Processing, Inspections, Other QC	Evaluation & Research
ACE	\$2,459,099.10	\$196,638.57	\$49,582.62	\$49,631.73	\$2,048,670.37	\$114,575.81	\$0.00
JCP&L	\$4,962,685.62	\$451,177.83	\$116,458.77	\$86,458.77	\$4,030,631.47	\$211,312.64	\$66,646.14
PSE&G- Elec	\$9,976,192.50	\$533,855.76	\$276,062.64	\$205,224.20	\$8,620,487.55	\$340,562.35	\$0.00
RECO	\$0.00	\$0.00	\$0.00	\$0.00	\$0.00	\$0.00	\$0.00
NJNG	\$6,361,119.30	\$407,209.23	\$268,209.06	\$113,939.06	\$5,360,452.88	\$211,309.07	\$0.00
Elizabethtown	\$3,565,480.00	\$233,374.92	\$63,644.06	\$63,875.75	\$3,059,117.72	\$145,467.55	\$0.00
PSE&G-Gas	\$14,964,288.74	\$800,783.64	\$414,093.95	\$307,836.31	\$12,930,731.32	\$510,843.52	\$0.00
SJG	\$3,211,134.74	\$247,718.55	\$60,437.00	\$59,699.81	\$2,735,928.35	\$107,351.03	\$0.00
TOTAL	\$45,500,000.00	\$2,870,758.50	\$1,248,488.10	\$886,665.63	\$38,786,019.66	\$1,641,421.97	\$66,646.14
PSE&G - Combined	\$24,940,481.24	\$1,334,639.40	\$690,156.59	\$513,060.51	\$21,551,218.87	\$851,405.87	\$0.00

SBC COLLECTION SCHEDULE

The extended timeframe of FY20 (as proposed, July 1, 2019 – September 30, 2020) will have no new incremental rate impact to New Jersey’s ratepayers. Staff proposes to utilize the revenue and sales projection from the FY20 CRA approved on June 21, 2019 to develop the proposed monthly utility payments. The table below sets out the proposed monthly payments to the Clean Energy Trust Fund due from each utility. Funds generated from this charge are used to support future clean energy initiatives.

Monthly Utility Funding Levels													
FY20	Jul	Aug	Sep	Oct	Nov	Dec	Jan	Feb	Mar	Apr	May	Jun	Total
ACE	\$2,958,794.29	\$3,218,566.32	\$2,995,170.56	\$2,090,210.27	\$1,997,875.68	\$2,162,656.28	\$2,460,080.26	\$2,359,800.69	\$2,146,154.61	\$1,958,695.23	\$1,903,080.66	\$2,262,824.70	\$28,513,909.55
JCP&L	\$7,067,382.79	\$6,687,853.00	\$5,310,003.45	\$4,894,585.61	\$4,967,368.42	\$5,662,456.53	\$5,728,129.94	\$5,162,542.43	\$5,140,007.47	\$4,588,081.29	\$5,011,084.02	\$5,960,316.77	\$66,179,811.72
PS-Electric	\$13,976,677.48	\$13,856,324.79	\$12,571,134.29	\$10,336,082.24	\$9,678,952.32	\$11,000,697.53	\$11,591,188.69	\$11,144,149.50	\$10,690,027.74	\$9,707,943.11	\$9,665,862.89	\$11,644,177.65	\$135,863,218.23
RECO	\$521,317.72	\$516,234.90	\$479,733.64	\$374,387.94	\$380,031.52	\$395,729.26	\$422,674.80	\$393,971.58	\$375,660.29	\$339,568.94	\$354,023.84	\$410,620.30	\$4,963,954.73
NJN	\$459,373.11	\$453,598.63	\$443,744.06	\$791,651.64	\$1,539,646.21	\$2,566,061.68	\$3,186,700.78	\$2,651,864.12	\$2,163,246.51	\$1,146,789.30	\$631,338.36	\$466,359.18	\$16,500,373.58
Etown	\$429,645.12	\$375,291.58	\$383,673.42	\$477,648.07	\$888,988.56	\$1,380,855.41	\$1,846,129.18	\$1,906,809.95	\$1,616,107.24	\$1,127,929.34	\$675,099.91	\$425,769.39	\$11,533,947.17
PS-Gas	\$2,375,093.95	\$2,165,418.49	\$2,260,045.25	\$2,845,879.51	\$5,232,197.42	\$8,523,219.23	\$10,821,041.05	\$11,196,175.64	\$9,596,957.48	\$6,321,228.53	\$3,699,970.79	\$2,863,849.73	\$67,901,077.07
SJG	\$567,407.24	\$539,772.93	\$510,826.20	\$463,602.35	\$906,380.90	\$1,413,308.55	\$2,131,436.20	\$2,113,657.88	\$1,933,901.56	\$1,379,395.63	\$736,562.46	\$512,456.05	\$13,208,707.95
Total	\$28,355,691.70	\$27,813,060.64	\$24,954,330.87	\$22,274,047.63	\$25,591,441.03	\$33,104,984.47	\$38,187,380.90	\$36,928,971.79	\$33,662,062.90	\$26,569,631.37	\$22,677,022.93	\$24,546,373.77	\$344,665,000.00

**Monthly Utility Funding Levels
 (Fiscal Year 2020: July 1, 2019 – September 30, 2020)**

FY20	Jul 2020	Aug 2020	Sep 2020
ACE	\$2,958,794.29	\$3,218,566.32	\$2,995,170.56
JCP&L	\$7,067,382.79	\$6,687,853.00	\$5,310,003.45
PS-Electric	\$13,976,677.48	\$13,856,324.79	\$12,571,134.29
RECO	\$521,317.72	\$516,234.90	\$479,733.64
NJNG	\$459,373.11	\$453,598.63	\$443,744.06
Etown	\$429,645.12	\$375,291.58	\$383,673.42
PS-Gas	\$2,375,093.95	\$2,165,418.49	\$2,260,045.25
SJG	\$567,407.24	\$539,772.93	\$510,826.20
Total	\$28,355,691.70	\$27,813,060.64	\$24,954,330.87

SUMMARY OF COMMENTS FROM PUBLIC STAKEHOLDERS

On July 15, 2020, Staff posted on the NJCEP website and distributed to the listserv a request for comments regarding the proposed FY20 extension and third budget revisions. On July 20, 2020, Staff held a public stakeholder meeting to discuss the proposed changes and facilitated a question and answer session. On July 21, 2020, Staff issued a revised request for comments. Staff accepted comments through July 24, 2020. Written comments submitted by the New Jersey Division of Rate Counsel (“Rate Counsel”), Environment New Jersey, Work Environment Council of New Jersey, Jersey Renews, Isles Inc., Energy Efficiency Alliance of New Jersey and the NJ Public Interest Research Group, PSEG, Bloom Energy, ChargEVC, EAM Associates, Doosan Fuel Cell America, National Fuel Cell Research Center, and Fuel Cell Energy are summarized below, along with Staff’s responses.

Budget Reallocation

Comment: Rate Counsel reminds Staff that ratepayer funding should be used for ratepayer benefit.

Response: Staff appreciates the comments and understands the benefits but reiterates that these funds were identified as additional funds that would not be spent this year due to the current health crisis.

Comment: Environment New Jersey, Work Environment Council of New Jersey, Jersey Renews, Isles Inc., Energy Efficiency Alliance of New Jersey and the NJ Public Interest Research Group encourage Staff to reallocate the funding identified for the State Initiatives budget line.

Response: Staff appreciates the suggestion and recognizes that this funding will not be spent in Fiscal Year 2020.

Comment: PSEG provided comments on the value of the utility programs compared to state-run programs in order to help eliminate ratepayer funding being allocated to the general fund.

Response: Staff appreciates this view and reiterates that these funds were identified as additional funds that would not be spent this year due to the current health crisis.

Fuel Cells

Comment: Bloomenergy, Doosan Fuel Cell America, Inc., the National Fuel Cell Research Center, and FuelCell Energy Inc. commented that it was not valid for Staff to state that it was proposing to reduce the Combined Heat and Power/Fuel Cells (“CHP/FC”) budget because of “decreased participation compared to forecasts.” They claim that program design, not “the market” or COVID-19, has limited the number of fuel cell applications. They further state that there are multiple customers who would have applied for fuel cell project incentives this year if not for the Board’s Manufacturer Diversity cap, smaller budget, and lower per project limits for fuel cells as compared to combustion CHP. They recommend that the Board:

1. Reform its programs to eliminate the Manufacturer Diversity cap that currently limits only non-combustion fuel cells (e.g., by increasing the cap from 30% to 50%);
2. Revise the per project funding caps to apply equally to all eligible technologies;
3. Open the CHP/FC funding pool to both fuel cells and CHP equally to establish a level playing field;
4. Adopt revisions to the program cost tests to consider the benefits of local air pollution emission reductions; and
5. Institute a new 25% “adder” incentive for non-combustion projects in low- and moderate-income (“LMI”) neighborhoods.

They also argue that the Board should not approve the proposed CHP/FC budget reduction.

Response: Most of these comments have been made, considered, rejected, and fully responded to regarding one or more previous fiscal year proposals. The reader is respectfully referred to those materials, as Staff does not wish to unnecessarily repeat itself here. That said, there are a few new, or at least slightly different, points raised in these comments, to which Staff responds as set forth below.

Regarding the design features intended to promote a manufacturer diversity (e.g., the \$1,000,000 project cap and the 30% budgetary cap), the FC program is the only NJCEP program that historically has been dominated by a single manufacturer; all the others, including CHP, have consistently had a healthy mix of manufacturers, contractors, consultants, and applicants. Indeed, in the first 13 months of the current fiscal year, the only FC applications received have been from that single manufacturer, thereby providing continuing evidence of the need for a cap to prevent market dominance by a single manufacturer. As to the recommendation to increase the budgetary cap from 30% to 50%, Staff continues to believe that limiting any manufacturer to approximately one-third of the market is more appropriate than to allow one manufacturer to control a full half of the market. Staff also notes that the discussion below tends to indicate that a change in the percentage would likely not increase program participation, at least not during FY20.

Regarding the claim that “program design” is the cause of FY20’s underspending, Staff disagrees. At present, almost 13 months into the fiscal year, the Program Manager has not yet received a single FC application complete and sufficient enough to be approved. (Budget funds are considered spent only when the approval of an application leads to the issuance of an incentive commitment.) Further, given the foregoing, and given that it generally takes approximately 60

days to process and approve a complete CHP/FC application, Staff has appropriately adjusted its projections regarding the amount of spending it is likely to incur for such projects through the end of FY20 (i.e., September 30, 2020) and, consistent with longstanding Board policy, proposed reallocating the related budgets to programs in which there has been higher than expected participation and spending.

Regarding the recommendation for a 25% adder for LMI neighborhoods, Staff disagrees. It instead considers its existing 30% and 25% adders for Class I renewable fuels and blackstart/islanding sufficiently generous and its other enhanced incentives for economically distressed neighborhoods to be a more effective means to support and improve those neighborhoods.

Energy Efficient Products Program - Showerheads

Comment: Rate Counsel supports the expanded availability of incentives for WaterSense® showerheads. However, it asked whether the showerheads provided will include thermal shutoff valves, which effectively prevent wasting hot water once a shower has reached the desired temperature but before the user enters the shower. It commented that the valves are an effective water and energy saving technology that should be included in this offering.

Response: Thermal shutoff valves may be included in some of the eligible WaterSense showerheads, but the WaterSense certification process, which is sponsored and managed by USEPA, does not require such valves for certification. Staff believes that at present the most energy savings will be achieved by providing an incentive for any showerhead bearing the well-known and easily recognized WaterSense certificate, but it may in the future consider different or additional incentives for showerheads equipped with a thermal shutoff valve.

Energy Efficiency Program- Whole House

Comment: Environment New Jersey, Work Environment Council of New Jersey, Jersey Renews, Isles Inc., and the Energy Efficiency Alliance of New Jersey and the NJ Public Interest Research Group encourage Staff to work to address health and safety issues while improving low-income energy efficiency options and to create a clearinghouse of state department and agency representatives using the “whole house” concept to oversee and coordinate all state health, safety, and energy programs.

Response: Staff agrees that, consistent with the Energy Master Plan as well as the Board’s recent action on the energy efficiency transition, the BPU should coordinate with other state agencies to coordinate the advancement of energy efficiency opportunities while addressing other household determinants for comfort, health, and safety for low-income participants. To this end, Staff recommends the additional allocation of funds to Program Evaluation to study feasibility and develop a pilot program to integrate agency efforts.

Statewide Evaluator

Comment: Rate Counsel supports the proposal to hire a statewide evaluator, but encourages Staff to ensure that all roles and responsibilities of the utilities’ statewide coordinator are coordinated and not duplicative of this entity.

Response: Staff appreciates the comments and plans to have the statewide evaluator coordinate all aspects of the utility and state administered program, which includes coordinating efforts of the Evaluation, Measurement and Verification Working Group.

General

Comment: EAM Associates offered a statement of support for Staff's proposal. It commented that it has very much appreciated the collaboration afforded to it by the market manager partners at TRC and CLEAResult and valued the efforts the Board and its Staff have made in order to preserve and drive forward NJCEP's efficiency and sustainability agenda during this period where there are immense pressures on the state budget process.

Response: Staff appreciates the support.

BOARD STAFF RECOMMENDATIONS

Consistent with the Board's contracts with its program administrators, Staff has coordinated with TRC and the utilities regarding the proposed budget revisions and changes. The FY20 third budget revisions include the reallocations and detailed budgets presented here.

Having reviewed and considered the comments, Staff recommends that the Board adopt and approve the proposed FY20 extension, third budget revisions, and program changes.

DISCUSSION AND FINDINGS

Staff distributed the proposed FY20 extension, third budget revisions, program changes, and revised compliance filings to the listserv, posted them on the NJCEP website, and solicited written comments about them from stakeholders and the public. Staff and the Board considered those comments. Accordingly, the Board **FINDS** that the processes utilized in developing these proposed revisions were appropriate and provided stakeholders and interested members of the public with adequate notice and opportunity to comment.


The Board has reviewed Staff's recommendations on the FY20 extension, third budget revisions and program changes, the revised compliance filings, and written and oral comments submitted by stakeholders. The Board **FINDS** that the program and budget revisions will benefit customers and are consistent with the goals of reducing energy usage and associated emissions. Therefore, the Board **HEREBY APPROVES** the FY20 extension, third budget revisions, program changes, and revised compliance filings.

The Board **HEREBY DIRECTS** Staff, with assistance from TRC, to update relevant program documents (i.e., applications, program manuals, etc.) and take the necessary steps to implement the programs and changes ordered herein, including, without limit, the provision of adequate notice of such changes.


This Order shall be effective on July 29, 2020.

DATED: July 29, 2020

BOARD OF PUBLIC UTILITIES
BY:




JOSEPH L. FIORDALISO
PRESIDENT



MARY-ANNA HOLDEN
COMMISSIONER



DIANNE SOLOMON
COMMISSIONER



UPENDRA J. CHIVUKULA
COMMISSIONER



ROBERT M. GORDON
COMMISSIONER

ATTEST:



AIDA CAMACHO-WELCH
SECRETARY

IN THE MATTER OF THE CLEAN ENERGY PROGRAMS AND BUDGET
FOR FISCAL YEAR 2020 – EXTENSION
DOCKET NO. QO19050645

SERVICE LIST

New Jersey Division of Rate Counsel

140 East Front Street, 4th Floor
P.O. Box 003
Trenton, NJ 08625-0003

Stefanie A. Brand, Esq., Director
sbrand@rpa.nj.gov

TRC Energy Solutions

317 George Street, Suite 520
New Brunswick, NJ 08901

Michael Ambrosio
mambrosio@trcsolutions.com

Thomas A. Kowalczyk
tkowalczyk@trcsolutions.com

Janja Lupse
janja.lupse@cleareresult.com

New Jersey Division of Law

Department of Law and Public Safety
Division of Law
25 Market Street
P.O. Box 112
Trenton, NJ 08625-0112

David Apy, Assistant Attorney General
david.apy@law.njoag.gov

Daren Eppley, Section Chief, DAG
daren.eppley@law.njoag.gov

Pamela Owen, Assistant Section Chief, DAG
pamela.owen@law.njoag.gov

Michael Beck, DAG
michael.beck@law.njoag.gov

Matko Ilic, DAG
matko.ilic@law.njoag.gov

New Jersey Board of Public Utilities

44 South Clinton Avenue, 9th Floor
P.O. Box 350
Trenton, NJ 08625-0350

Aida Camacho-Welch
Secretary of the Board
board.secretary@bpu.nj.gov

Paul Flanagan, Esq.
Executive Director
paul.flanagan@bpu.nj.gov

Bob Brabston, Esq.
Deputy Executive Director
robert.brabston@bpu.nj.gov

Jonathan Wallace
Acting Chief Fiscal Officer
jonathan.wallace@bpu.nj.gov

Division of Clean Energy

Kelly Mooij, Director
kelly.mooij@bpu.nj.gov

Sherri Jones, Assistant Director
sherri.jones@bpu.nj.gov

Counsel's Office

Abe Silverman, Esq.
General Counsel
abe.silverman@bpu.nj.gov

Stacy Ho Richardson, Esq.
stacy.richardson@bpu.nj.gov

Atlantic City Electric Company

500 N. Wakefield Drive
Newark, DE 19714

Philip J. Passanante, Esq.
Assistant General Counsel
philip.passanante@pepcoholdings.com

Marisa Slaten, Esq.
marisa.slaten@exeloncorp.com

Heather Hall
heather.hall@pepcoholdings.com

Elizabethtown Gas Company and South Jersey Gas Company

Deborah M. Franco, Esq.
Regulatory Affairs Counsel
SJI Utilities
520 Green Lane
Union, NJ 07083
dfranco@sjindustries.com

Steven R. Cocchi, Esq.
SJI Utilities
1 South Jersey Place
Atlantic City, NJ 08401
socchi@sjindustries.com

Elizabethtown Gas Company

Thomas Kaufmann
520 Green Lane
Union, NJ 07083
tkaufmann@sjindustries.com

Susan Potanovich
520 Green Lane
Union, NJ 07083
spotanovich@sjindustries.com

Gina O'Donnell
520 Green Lane
Union, NJ 07083
godonnell@sjindustries.com

Elizabethtown Gas Company, cont'd

Stefany M. Graham, Director
Rates and Regulatory Affairs
SJI Utilities
1 South Jersey Place
Atlantic City, NJ 08401

Jersey Central Power and Light Company

300 Madison Avenue
Morristown, NJ 07962

Joshua R. Eckert, Esq.
jeckert@firstenergycorp.com

Mark Mader
Director, Rates and Regulatory Affairs – NJ
mamader@firstenergycorp.com

Tom Donadio
tdonadio@firstenergycorp.com

James O'Toole
jotoole@firstenergycorp.com

Kurt Turosky
kturosky@firstenergycorp.com

Kent Hatt
khatt@firstenergycorp.com

Lori Brightbill
llbrightbill@firstenergycorp.com

Lauren Lepkoski, Esq.
llepkoski@firstenergycorp.com

New Jersey Natural Gas Company

1415 Wyckoff Road
PO Box 1464
Wall, NJ 07719

Andrew Dembia, Esq.
Regulatory Affairs Counsel
adembia@njng.com

Anne-Marie Peracchio, Director,
Conservation and Clean Energy Policy
aperacchio@njng.com

Public Service Electric and Gas Company

PSEG Services Corporation
80 Park Plaza, T5
PO Box 570
Newark, NJ 07102

Matthew M. Weissman, Esq.
General State Regulatory Counsel
PSEG Services Corporation
80 Park Plaza, T5G
Newark, NJ 07102
matthew.weissman@pseg.com

Rockland Electric Company

Margaret Comes, Esq.
Associate Counsel
4 Irving Place Room 1815-S
New York, New York 10003
comesm@coned.com

John Carley, Esq.
Associate General Counsel
4 Irving Place Room 1815-S
New York, New York 10003
carleyj@coned.com

Charmaine Cigliano, Section Manager
Customer Energy Services
Orange and Rockland Utilities, Inc.
390 West Route 59
Spring Valley, NY 10977
ciglianoc@oru.com

Donald Kennedy, Director
Customer Energy Services
Orange and Rockland Utilities, Inc.
390 West Route 59
Spring Valley, NY 10977
kennedyd@oru.com

South Jersey Gas Company


Maureen Minkel, General Manager
Energy Efficiency and Conservation
1 South Jersey Place
Atlantic City, NJ 08401
mminkel@sjindustries.com

Stefany M. Graham, Director
Rates and Regulatory Affairs
SJI Utilities
1 South Jersey Place
Atlantic City, NJ 08401

Kenneth Sheppard, Project Manager
South Jersey Gas Company
1001 S. Grand Street
Hammonton, NJ 08037
ksheppard@sjindustries.com

Karen J. Crispin, Senior Rate Analyst
South Jersey Gas Company
1 South Jersey Place
Atlantic City, NJ 08401
kcrispin@sjindustries.com

Carolyn A. Jacobs
Regulatory Compliance Specialist
SJI Utilities
1 South Jersey Place
Atlantic City, NJ 08401
cjacobs@sjindustries.com



New Jersey's Clean Energy ProgramTM
Fiscal Year 2020 Program Descriptions and Budget

**Energy Efficiency and Renewable Energy
Program Plan Filing**



**FY20 Compliance Filing
Rev 2.0**

July 29, 2020

(this page intentionally left blank)

Table of Contents

Introduction.....	5
Table References	7
Residential Energy Efficiency Programs.....	8
General Overview	8
Existing Homes: Residential Gas & Electric HVAC Program.....	9
Existing Homes: Home Performance with ENERGY STAR Program	13
Residential New Construction Program.....	19
Energy Efficient Products Program	26
Commercial and Industrial Energy Efficiency Programs	32
General Overview	32
C&I Buildings: C&I New Construction and Retrofit Programs.....	34
C&I Buildings: Pay for Performance – Existing Buildings.....	39
C&I Buildings: Pay for Performance New Construction	45
C&I Buildings: Large Energy Users Program	51
C&I Buildings: Customer Tailored Energy Efficiency	55
Local Government Energy Audit Program.....	60
Direct Install Program.....	64
Distributed Energy Resources	70
General Overview	71
Combined Heat and Power - Fuel Cell	72
Renewable Energy	76
Solar Renewable Energy Certificate Registration and Transition Incentive Programs	76
State Energy Program	79
Outreach Plan	80
Executive Summary	80
Background.....	81
Outreach Goals.....	82

Target Markets	83
Outreach Tactics	84
Delivery.....	93
Key Performance Indicators and Reporting.....	95
Rider A: Website.....	97
Rider B: Outreach Pass-Through Budget	98
Appendix A: Residential Incentives (including Enhancements).....	99
Existing Homes: COOLAdvantage and WARMAdvantage Incentives	99
Existing Homes: Home Performance with ENERGY STAR Incentives.....	101
Residential New Construction	106
EEP: Lighting, Appliance, Consumer Electronics, and Showerhead Incentives.....	107
Appendix B: Commercial and Industrial Incentives (including Enhancements) and General Rules.....	110
Extension Policies.....	110
C&I / DER Incentive Caps	110
C&I New Construction and Retrofit Incentive Tables	113
Appendix C: Distributed Energy Resources Incentives and General Rules	137
Extension Policies.....	137
Combined Heat and Power – Fuel Cell (CHP-FC) Incentives	138
Appendix D: Multifamily Decision Tree	141
Appendix E: Program Budgets.....	143
Appendix F: Program Goals and Performance Metrics.....	144
Appendix G: Cost-Benefit Analysis	145

Introduction

This Fiscal Year (FY) 2020 (FY20) Compliance Filing presents the program plans, budgets, and anticipated savings of the initiatives of *New Jersey's Clean Energy Program*TM (NJCEP).¹

Administered through the Office of Clean Energy, NJCEP is a signature initiative of the New Jersey Board of Public Utilities (BPU or Board) that provides financial incentives and support for energy efficiency technologies, distributed energy resources, and solar renewable energy.

Following the enactment of the COVID-19 Fiscal Mitigation Act, L. 2020, c. 19, this Rev 2.0 implements the appropriate elements of the extension of FY20 through September 30, 2020 for all intents and purposes, including, among other things:

- Budgets.
- Eligibility and incentive amounts, including, among other matters, replacing with “September 30, 2020” any eligibility that a document describes as terminating or expiring on “June 30, 2020.”
- The 30% manufacturer cap applicable to Fuel Cells (FCs) will continue to apply to the \$5,000,000 NJCEP budget for FCs set on June 21, 2019.

Notwithstanding the foregoing extension²:

- All Commercial and Industrial / Distributed Energy Resources (C&I / DER) Incentive Caps (other than the Manufacturer Cap addressed above) that are on a “per” or “each fiscal year” basis will reset on July 1, 2020 and will apply from July 1, 2020 through June 30, 2021.
 - By way of example only, if a C&I Retrofit (SmartStart) participant had only an electric utility account and had been approved for \$500,000 in SmartStart incentives on May 15, 2020, the participant could apply and be approved for a second \$500,000 as early as July 1, 2020. If the second application is approved in August 2020, the applicant could not have a third application approved until July 1, 2021.
- Large Energy User Program (LEUP) applicants may, as early as July 1, 2020, submit for approval an application based upon contributions to the NJCEP fund made between July 1, 2019 and June 30, 2020.

¹ This FY20 Compliance Filing only addresses the programs that are implemented by TRC as Program Administrator (TRC, Program Administrator, or PA). Comfort Partners is an NJCEP program that is implemented by the utilities and as such will be described in a separate Compliance Filing submitted by the utilities. NJCEP funds are also directed to other state energy programs managed by Board Staff that are addressed in a separate Compliance Filing.

² By Orders dated July 2, 2020 and July 15, 2020 the Board approved respectively a no-cost extension of the NJCEP budget through July 15 and then through July 29. By Order dated July 29, the Board extended the NJCEP FY20 budget and programs through September 30, 2020. The net effect of these Orders results in the C&I/DER Incentive and Cooperative Marketing FY caps resetting on July 1, 2020 for applications submitted after July 1, 2020 and LEUP applicants being able to submit for approval commencing on July 1, 2020 new applications based on FY19 contributions.

- Cooperative Marketing FY caps will be increased by 25% on July 1, 2020 so that, as of that date, the FY caps for extended FY20 will be \$93,750 for Home Performance with EnergyStar (HPwES) trade allies and \$62,500 for Residential HVAC and Residential New Construction (RNC) trade allies.

This Rev 2.0 also reflects the Board’s determination to indefinitely suspend the launch of the Multifamily, Existing Homes, and Commercial and Industrial (C&I) Buildings Programs that previously had been expected to launch during FY20. Instead, in the interest of avoiding any changes that could impact the recommendations set forth in Board Staff’s Straw Proposal for New Jersey’s Energy Efficiency and Peak Demand Reduction Programs (Spring 2020) or related initiatives, and to some degree as a result of the disruptions and uncertainties related to Covid-19, this Rev 2.0 reflects the continuation of those program’s predecessor programs essentially in the same manner as they were conducted earlier in FY20 and as currently being implemented.

Budgets

Budget information for the programs that will be implemented by the TRC Team can be found in Appendix E: Program Budgets.

Savings Goals

Energy savings projections for the programs that will be implemented by the TRC Team can be found in Appendix F: Program Goals and Performance Metrics.

Table References

Table 1: Eligible LEDs	28
Table 2: P4P NC Incentive Schedule	49
Table 3: Target Customer Size	56
Table 4: CTEEP Schedule of Payments.....	58
Table 5: DI Incentives.....	66
Table 6 Market Category Definitions	83
Table 7: Key Performance Indicators (15 months).....	95
Table 8: COOLAdvantage Customer Incentives	99
Table 9: WARMAdvantage Customer Incentives	100
Table 10: HPwES Single-Family Incentives and Requirements	101
Table 11: HPwES Multifamily Incentives and Requirements.....	103
Table 12: HPwES Pilot Components Incentives	105
Table 13: Financial Incentives per Unit for ENERGY STAR Certified Homes, ENERGY STAR Multifamily New Construction, Zero Energy Ready Home, and Zero Energy Home + RE.....	106
Table 14: Lighting Program Incentives	107
Table 15: Appliances and Consumer Electronics Incentives.....	108
Table 16: Showerhead Incentives	109
Table 17: C&I Custom Measure Incentives.....	113
Table 18: C&I Chiller Incentives.....	113
Table 19: C&I Electric HVAC Incentives	116
Table 20: C&I Gas HVAC Incentives	118
Table 21: C&I Gas Water Heating Incentives	121
Table 22: Variable Frequency Drives	122
Table 23: Motors.....	122
Table 24: C&I Lighting Incentives	123
Table 25: C&I Lighting Controls Incentives	127
Table 26: C&I Refrigeration Technology and Controls Incentives.....	128
Table 27: C&I Food Service Incentives.....	129
Table 28: CHP-FC Technology and Incentive Levels.....	138
Table 29: CHP-FC Incentive Payment Schedule.....	139

Residential Energy Efficiency Programs

General Overview

NJCEP offers a broad range of opportunities for New Jersey's homeowners and tenants living in single family and multifamily homes to save money by making their homes more energy efficient. NJCEP ensures that reasonably priced efficient lighting and appliance choices are available when new products are being purchased. The program works with homebuilders to support the incorporation of energy efficiency into the design and construction of new homes. In addition, the program builds the capacity and capability of market participants for safely and effectively upgrading the efficiency of existing homes through Home Performance with ENERGY STAR®. This Compliance Filing provides program descriptions, goals, and budgets for the residential energy efficiency programs that will be implemented by the TRC Team. Detailed information regarding each of these programs follows.

Existing Homes: Residential Gas & Electric HVAC Program

“New Jersey WARMAdvantage & COOLAdvantage”

Program Purpose and Strategy Overview

The purpose of the New Jersey Residential Gas & Electric Heating, Ventilation, and Air Conditioning (HVAC) Program is to increase the selection and quality installation of high efficiency residential HVAC equipment in the New Jersey market through the use of incentives, supply chain support, and customer outreach and education. In addition, the team will work with the HVAC supply chain to generate increased recognition of the business opportunities that exist for New Jersey’s HVAC contractors to expand their services into the “whole-house” residential retrofit market (see Home Performance with ENERGY STAR section). Effectively making significant reductions in the amount of energy used in homes requires a comprehensive approach that addresses HVAC equipment and the insulation and air leakage characteristics of the building shell, as well as lighting and plug loads. HVAC contractors have historically focused their businesses on the equipment sales and installation— and opportunities exist to expand HVAC business practices to include building shell improvements and to support partnerships between HVAC and building shell contractors that will result in comprehensive home energy savings for New Jersey’s residents.

To build towards these more comprehensive approaches the Residential Gas & Electric HVAC Program will work in close coordination with the Home Performance with ENERGY STAR Program to promote quality installation services under similar technical standards to customers who may not be ready to undertake comprehensive improvements all at once but who may be open to a phased, step by step approach to improving the energy efficiency of their homes.

Program Description

The WARMAdvantage and COOLAdvantage Programs incentivize customers to purchase high efficiency HVAC equipment. The Programs are designed to make the quality installation of high efficiency residential HVAC equipment an easy choice in the New Jersey market. HVAC contractors are the primary vehicles for promoting the program; they with the aid of the program incentives, complete the sale and subsequently deliver quality installations of high-efficiency equipment.

As with other market areas, efficient HVAC options continue to evolve as technology advances. As HVAC equipment becomes even more efficient through this evolution the program must continue to address market barriers to achieve its goals. While the barriers listed below may seem to stay the same, it is important to note that the efficiencies of the systems are increasing:

- High upfront incremental cost of super high-efficient systems with incrementally smaller energy savings compared to readily available minimum efficiency systems;
- Consumers’ inability to differentiate, and therefore value, the difference between good and poor quality HVAC installation, and the resultant challenge faced by contractors who are trying to sell higher-cost quality installations;
- Consumers’ lack of information and awareness on the benefits (both energy and non-energy) of efficient equipment and quality installations, particularly during repair, renovation and remodeling;

- HVAC contractor perception of low value and/or sense of difficulty about program participation;
- HVAC contractor unwillingness to voluntarily participate in the program and fulfill the program's requirements for successful application submission due to lack of consumer demand; and
- On-going training needs for HVAC contractors on key installation issues including proper installation methodologies, proper unit sizing and utilization, and health and safety issues including proper venting of equipment.

The program employs several key strategies to address these barriers:

- Financial incentives for the purchase of energy efficient cooling, heating and water heating equipment meeting or exceeding the performance criteria of national and regional standards such as ENERGY STAR and Consortium for Energy Efficiency (CEE) specification tiers;
- Information aimed at consumers to help them make better energy saving purchase decisions, which also provide better comfort, health and safety.;
- Utilization of the Outreach Team to promote high efficiency equipment with an emphasis on promoting through distributors/manufacturers;
- Sales training for contractors (i.e. how to sell energy efficiency);
- Technical training for HVAC contractors on (i) quality installation practices (including, for example, the use of Manual J & S for proper sizing and selection of equipment) and (ii) health and safety concerns regarding orphaned gas appliances; and
- Collaboration with regional and national efforts to amplify program influence with support for market-wide initiatives (such as emerging technologies & specification revisions) that advance the interests of the program.

New Jersey's Clean Energy Program will continue to support efforts, where technically and economically justifiable, to upgrade federal appliance efficiency standards. The Program also provides, when necessary, technical support for the development of such upgrades, tracking and monitoring developments, and review and modification of program designs to integrate changes to the standards and codes.

Target Market and Eligibility

*COOL*Advantage promotes the installation of new, energy efficient, residential electric air conditioners and heat pumps. The program covers conventional central and mini-split air conditioning and air source heat pump systems. It also offers an incentive for cold climate Air Source Heat Pumps (ccASHP) and air-to-water heat pumps. This comprehensive offering enables the program to accelerate market adoption of recent technology improvements such as inverter-driven compressors and advanced controls that enable significantly greater heating and cooling performance by heat pumps.

*WARM*Advantage promotes energy efficient natural gas-fired furnaces, boilers, water heaters and associated equipment for use in residential buildings. The *WARM*Advantage program specifically addresses water heating units that are not planned to be replaced when a furnace is replaced, which can pose a combustion appliance safety issue for the customer, by offering additional incentives to participants that change both heating and water heating units at the same time. This is an

industry-leading program design that safeguards customers and delivers greater energy savings through the program.

Program Requirements

Contractors are strongly encouraged to utilize an HVAC Contractor **online portal** to submit applications and check the status of applications in process. A recorded webinar training and the online portal are located at: www.NJCleanEnergy.com/HVACPORTAL. An online portal is also available for applicants to electronically submit applications and check the status of an application in process at the same location.

The Program currently requires that certain documentation be provided to support each incentive application. The documentation requirements are set out in detail in the Program Guide, applications, website, and/or other Program documents.

Offerings and Incentives

COOLAdvantage

The Program will offer incentives for central and mini-split air conditioners and heat pumps meeting or exceeding the performance criteria of national and regional standards such as ENERGY STAR® and CEE specification tiers.

By supporting equipment that performs efficiently at times of peak electric demand, the program's rebates help reduce the costs associated with meeting that demand. Performance levels are aimed to align with the levels established by national and regional specification-setting organizations such as ENERGY STAR and CEE, as appropriate for the New Jersey market. If new program requirements, procedures and/or incentives are proposed at any time, they will take effect after a notification period is provided to program participants (i.e. contractors, etc.) and posting at njcleanenergy.com. Any completed applications received after the notification period will be subject to new program rules. Rebate applications for cooling system equipment purchased prior to the end of the notification period will continue to be processed. Contractor and customer outreach and education on the benefits of efficient HVAC equipment and quality installation practices will continue to be supported. There is a great market potential in New Jersey for the mini-split systems. Incentives offered through the *COOLAdvantage* Program can be found in Appendix A.

WARMAdvantage

WARMAdvantage will offer incentives for efficient furnaces, boilers and hot water heaters. The program will continue to offer an incentive to promote the combined upgrade of qualifying space and potable water heating equipment as well as combination equipment with the goal of achieving greater savings and facilitating the appropriate treatment of any potential combustion appliance safety issues. Incentive levels offered through the *WARMAdvantage* Program can be found in Appendix A.

Any HVAC incentives available for State Energy Program (SEP) participants will be identical to those provided by NJCEP for similar equipment when funds are available. *COOLAdvantage* and *WARMAdvantage* incentives will be paid directly to homeowners, or with written consent, assignable to contractors.

Cooperative Marketing

The Cooperative (co-op) Marketing Incentive offers cost-sharing for pre-approved advertising placed by contractors participating in the HVAC, HPwES, and RNC Programs. More details are set forth in the Residential New Construction, Incentives subsection of this Compliance Filing.

Planned Program Implementation Activities for FY20

The following program implementation activities will be undertaken in FY20:

- Provide monetary incentives and education to participants to simultaneously replace both heating and potable water heating systems with high efficiency equipment to safeguard against potential combustion appliance safety issues.
- Support the training of HVAC contractors and technicians on the proper calculation of heating and cooling loads, system selection and design, installation techniques, and consumer benefits of high efficiency heating and cooling equipment and/or any other substantial form of training that is directly related to the promotion of energy efficiency and quality equipment installation. The Program will also support training in the recognition and proper techniques to deal with atmospherically drafted, orphaned water heaters that can result from boiler or furnace replacements.
- Coordinate with utilities to ensure program offerings complement each other with the intent to harmonize incentives offered by all parties.
- Work with NJIT to develop an online HVAC Orientation training to introduce the Home Performance with ENERGY STAR Program to HVAC contractors. This online training will be offered to all NJ HVAC contractors interested in growing their business beyond HVAC work.

Quality Control Provisions

The Program Manager maintains documented policies to ensure consistency in the processing and quality control for all incentive program participants. All applications are reviewed for verification of the qualifying equipment efficiency rating. Qualifying equipment efficiency levels are verified with the AHRI, AHRI/CEE directory of air conditioning and heat pump equipment, eligible products list from ENERGY STAR, or compared against the performance criteria listed in each appliance category. Each application and its information are entered into a database which checks for duplicate applicants through an equipment serial number comparison.

On an ongoing basis, units from both WARM and COOL*Advantage* Program applications are randomly selected for an in-depth quality control review and inspection. Quality Control includes a paperwork review of the application and a field inspection to verify qualifying equipment installations and proper installation. A field inspection report is prepared for each inspection.

The TRC Team will utilize the Contractor Remediation Procedures as necessary or appropriate to address significant performance or other problems.

Existing Homes: Home Performance with ENERGY STAR Program

Program Purpose and Strategy Overview

Homes use a variety of energy sources—including electricity, natural gas, fuel oil, propane, and/or wood—for a variety of uses. Looking at homes comprehensively, across all of these energy sources and end uses provides the greatest opportunity to save the most energy. But doing so is complex, and well beyond the expertise of home improvement contractors who have not received specialized training. Similarly, the average homeowner may want to reduce energy costs, but simply does not have the information to be able to figure out how to save significantly without assistance.

Home Performance with ENERGY STAR (HPwES) is a national home efficiency improvement program administered by the Department of Energy (DOE). The Program supports the development of a qualified and robust contractor network, contributing to local job growth and boosting local economies. The Program encourages contractors (primarily insulation contractors, HVAC contractors, and remodelers) to pursue an integrated, “whole house approach” to energy efficiency and home improvement providing customers comfort while making their homes healthier and safer. Participating contractors must meet Building Performance Institute (BPI) GoldStar Contractor Program requirements. BPI certifications are based on national standards that ensure that home assessors have the skills required to identify and realize savings opportunities following industry best practices. As such, it is a market transformation program aimed at raising the technical standards for trade allies working in the home improvement market. It also offers interested customers the opportunity to undertake comprehensive energy efficiency projects by working with a group of certified contractors to maximize savings—providing the information and expertise that they do not have themselves.

Because the Program’s purpose is primarily long-term market transformation, it is challenged to meet standard cost-effectiveness criteria used for programs that are designed only to achieve near-term savings. Its value in creating both the expertise and infrastructure to achieve comprehensive home energy savings and the direct benefits to homeowners who participate is not well-measured using the various cost benefit tests, but is nevertheless a significant piece of the total lifetime savings contribution to the New Jersey’s energy efficiency program portfolio.

Program Description

Over the past several years, the New Jersey Home Performance with ENERGY STAR program (Program) has provided information, education, and incentives directly to participants to encourage them to make energy efficiency improvements to their homes. The Program also has provided contractors with the training and the BPI GoldStar Contractor Program qualifications necessary to consistently achieve comprehensive energy savings. The Program has successfully trained and approved over 200 BPI accredited / GoldStar qualified contractors. Yet, market barriers to achievement of greater numbers of comprehensive home retrofits persist, the following among them:

- High upfront cost of implementing a comprehensive retrofit package;
- Consumers’ inability to differentiate, and therefore value, the difference between good and poor quality HVAC installation;

- Consumers’ lack of information and awareness about the Program’s available incentives and the benefits (both energy and non-energy) of a “whole-house” approach to saving energy, resolving health and safety issues, and improving home comfort;
- The home improvement industry’s negative perception of the HPwES program stemming from, the requirement for performance of comprehensive work; the absence of guaranteed multi-year program funding; and the slow payment timelines that lead to contractor cash flow issues; and
- Limited availability of trade allies with qualified skilled employees who are invested in the HPwES program.

The Program will continue to serve homes and multifamily units through a combination of:

- Robust, performance-based incentives for energy efficiency improvements to both participants and contractors.
- Zero percent and low interest loans to qualified participants through participating NJ utilities or directly through the Program.
- Partnerships with trade allies to bridge the gap between the HVAC and HPwES Programs by focusing on the alignment of the technical standards of both programs.
- Contractor training on program and technical topics, and partial reimbursement for annual BPI GoldStar Contractor Program fees.
- Quality Assurance inspections that are conducted to ensure that participants receive contracted energy efficiency services based on BPI national standards, and
- Effective relationships with NJ’s investor owned utilities to leverage additional resources and offers.
- Outreach efforts focused toward the remodeling industry to recruit remodeling trade allies informing them about the program’s available incentives and identifying potential partnerships.

To initiate participation in the Program, a customer requests an assessment performed by a NJ HPwES-participating, BPI GoldStar contractor. Contractors also market the program directly to customers, and encourage customers replacing heating and air conditioning equipment to undertake comprehensive efficiency improvements at the same time. The assessment includes recommendations for appropriate energy efficiency improvements relevant to the home and checks for health and safety issues. Contractors are trained to promote the installation of comprehensive energy efficiency improvement measures, which may be eligible for Program incentives and financing incentives based upon the savings estimated for the recommended work scope.

Participating contractors must employ properly trained staff and must allow inspection by the TRC Team of the work performed to ensure that all measures are properly installed and that safety precautions are observed. Only contractor firms which are GoldStar Qualified by BPI may participate in the program. The BPI GoldStar requirements regarding contracting company qualifications provide assurance to both participants and the Program that contractors are competent, that all cost-effective savings opportunities have been identified, and that any health and safety considerations are also included in the report of recommended actions. Participating contractors must guarantee all work, and abide by BPI standards governing health and safety, work quality, insurance coverage, customer service, and complaint resolution.

Target Market and Eligibility

The Program is designed to serve existing New Jersey households across all income categories, but particularly targets the broad market not eligible for low-income program services. The Program targets customers served by an investor-owned utility that reside in existing one, two, three and four-family homes; either attached or detached, and multifamily buildings which are three stories or less.

Multifamily Buildings

Small MF building developments may participate in HPwES. The HPwES program defines eligibility as buildings that are:

- No more than three stories high;
- Have single ownership;
- Can provide whole building energy usage data either for (a) individual dwelling units' mechanical systems, or (b) a mechanical system serving the entire building (but not more than a single building, i.e., not a central heating plan serving multiple buildings); and
- Made up of five or more units in a single building, or multiple buildings (each with five or more units), within a single geographic boundary and with a single property ownership/management structure.

Multifamily facilities that do not meet these criteria may receive services through C&I Programs described later in this filing.

The total incentive amount for a multifamily project must not exceed 50% of the total costs of approved measures. If the total multifamily project incentive based on the above structure yields an amount greater than 50% of the costs of approved measures, the incentive amount offered will be lowered to the 50% maximum.

The program work scope **must** utilize a whole building approach to be approved. Individual units within a multifamily structure or development are not eligible for the program unless the whole building is served; however, they may take advantage of other NJCEP offerings, such as the *WARM* and *COOL* Advantage programs.

Townhouses, as defined by the New Jersey Residential Code³, and when individually-owned, are considered single-family homes, and as such, the same incentive levels given to single-family homes will apply.

The Program works with the contractors of multifamily projects to ensure proper project assessment and approval processes. Multifamily buildings are addressed in accordance with the BPI Multifamily Building Standards. The Program only approves such projects for contractors that have at least one staff member holding BPI Multifamily certification.

³ NJ IRC R202: Townhouse: A single-family dwelling unit constructed in a group of three or more attached units in which each unit extends from foundation to roof and with open space on at least two sides

Program Incentives

Two types of incentives are offered by the program:

- Customer incentives and loans to make home retrofit projects more affordable and encourage customer participation and energy savings; and
- Contractor incentives to encourage contractor participation and deliver projects that provide energy savings and comfort, as well as healthy and safe homes.

Further, incentives are structured to promote comprehensive savings with the highest incentive offered for the greatest energy savings, as well as to accommodate those who participate in other NJ energy efficiency programs. For example, it is possible for a customer to install properly sized, efficient HVAC equipment and receive *WARM* and/or *COOL* Advantage and utility equipment rebates, and then at a later date install thermal envelope measures (such as air sealing and insulation) through the HPwES Program, or vice versa. Participants are free to choose from among the comprehensive work scope recommendations provided by the participating program contractor, so the incentive structure is intended to reward participants who pursue the highest possible savings. Similarly, contractors are rewarded for promoting a comprehensive set of recommendations.

The Program's tiered incentive structure has been maintained. The savings estimates will be determined by use of the Program's software tool. BPI GoldStar Contractor Program requirements will be enforced including (a) the prohibition against performing air sealing work without first addressing relevant health/safety issues such as failing spillage/back draft testing, and (b) requiring mechanical ventilation to ensure adequate indoor air quality to meet ASHRAE and BPI ventilation requirements.

The incentive tables for the Existing Homes program can be found in Appendix A.

Cooperative Marketing

The Cooperative (co-op) Marketing Incentive offers cost-sharing for pre-approved advertising placed by contractors participating in the HVAC, HPwES, and RNC Programs. More details are set forth in the Residential New Construction, Incentives subsection of this Compliance Filing.

Planned Program Implementation Activities for FY20

The following program implementation activities will be undertaken in FY20:

- The Program will continue providing customer and contractor incentives for HPwES projects as described above.
- The Program will continue to work with the NJ utilities to offer 0% or low interest loans or on-bill repayment and to leverage these and any other applicable utility incentives. As mentioned in the HVAC section, coordinate with the utilities to ensure programs offer complementary incentives to increase overall participation.
- The Program will continue to work with the current lenders to offer 0% and low interest loan options. The loan options for HPwES are offered to any program participant where a utility loan or on-bill repayment program is not available.
- The Program will continue implementation of automated processes that reduce administrative costs and remove some of the paperwork requirements to simplify and ease contractors' participation.

- The Program will offer New Jersey BPI annual GoldStar Contractor Program reimbursements for all participating GoldStar contractors who have completed at least 10 projects during this fiscal year. The New Jersey BPI GoldStar Contractor Program fee reimbursement will be 25% of the annual New Jersey BPI fee and will be processed upon presentation of the contractor's paid invoice showing the full amount of the GoldStar annual fee.
- The Program will support the HPwES contractors by providing sales and business practice support/trainings to help contractors learn how to best sell HPwES features and benefits to homeowners, and technical trainings to improve contractors' technical skills and support them in meeting the continuing education requirements for BPI certification.
- The Program will continue to evaluate new technologies and installation practices.
- The Program will continue to engage with potential partners and stakeholders, including insulation contractors, remodelers, and real estate industry professionals, Sustainable Jersey, distributors, and suppliers, to increase program awareness and participation.
- The Program will work with NJIT to finalize an online "residential journey" which will take a customer through a decision tree, helping them identify energy savings opportunities, determine their priorities and navigate through the suite of residential programs offered by NJCEP.
- The Program will continue to pilot a basic entry level opportunity for insulation contractors to perform air sealing and insulation measures with prescriptive incentives (mirrors current *WARM/COOL* Advantage programs but with a focus on envelope measures) to engage insulation and remodeling contractors and increase customer participation. The incentive tables for the pilot component can be found in Appendix A; detailed requirements for this opportunity are set out in detail in the website, and/or other Program documents
- The program will continue to pilot a residential Direct Install component to the program (LEDs, water conservation measures) to capture additional savings, including for fuel saved as a result of water use reductions. The incentive tables for the pilot component can be found in Appendix A; the major elements of the pilot component are set forth immediately below:
 - The measures to be installed would consist of at least nine (9) items selected by the contractor and/or consumer from a published list of eligible measures.
 - Only the HPwES program's accredited and certified contractors may participate.
 - Available only as part of an eligible HPwES project.

Quality Control Provisions

The Program will continue to promote BPI's quality management system process to the participating contractors providing feedback in response to technical reviews of energy modeling, submitted documents, and/or field inspections of completed projects. The Program performs Quality Assurance Inspections of a percentage of all jobs completed. Typically, there is a high inspection rate for the first approximately 10 jobs that each new contractor performs, with the percentage dropping for subsequent jobs in inverse proportion to the level of contractor performance. These inspections assure that contractors maintain the high-quality standards expected of them and guard against misuse of Program funds. If a job, or an important aspect of the job, fails to meet program requirements, a Quality Assurance Inspection Report will be given to the contractor which details the necessary corrective action that must be taken. Once the corrective work is done, a Quality Assurance Inspection Report must be signed by the contractor

and customer and sent to the Program, which may schedule a re-inspection to ensure compliance. The Program team will continue to work with contractors to resolve inspection failures as quickly and reasonably as possible.

The integration of these procedures, along with reducing contractor incentive for failed QA inspections to lower the overall percentage of projects that must receive an inspection from the Program while recognizing and rewarding high performing contractors, is anticipated to significantly reduce overall Program administration costs.

The TRC Team will utilize the Contractor Remediation Procedures as necessary or appropriate to address significant performance or other problems.

Residential New Construction Program

Program Purpose and Strategy Overview

The Residential New Construction (RNC) Program is designed to increase the energy efficiency and environmental performance of residential new construction buildings (single and multifamily) in New Jersey. The Program has the long-term objective of transforming the market to one in which a majority of residential new construction in the state is “net zero-energy,” i.e. extremely efficient buildings whose low energy needs can be met by renewable energy generation.

The program strategy is to establish technical standards for energy efficient new construction in New Jersey utilizing nationally recognized platforms, including the EPA ENERGY STAR® Certified New Homes Program, EPA ENERGY STAR Multifamily High- Rise Program (MFHR), EPA ENERGY STAR Multifamily New Construction (MFNC) Program, and U.S. Department of Energy (DOE) Zero Energy Ready Home Program (ZERH). The Program then provides technical support and incentives to home energy raters, architects, trade allies, builders and homebuyers to enable them to design, build, and purchase homes that comply with these standards.

Using an account management approach, the Program recruits new and supports existing energy professionals who oversee the energy efficiency work completed by participating builders. There are two paths for energy professionals to participate: (i) as a Home Energy Rating System (HERS) Provider approved by an EPA-Approved Verification Oversight Organization (VOO); and (ii) as a Modeler approved by an EPA-Approved Multifamily Review Organization (MRO). Those approved through either path are generally and in this Compliance Filing referred to as “raters” or “rating companies.” The Program is focusing on building stronger relationship with the participating builders through the development and use of a Builder’s Participation Agreement clarifying the builders’ relationship with the Program, the use of account managers to provide more direct support to the builders, and the use of the Outreach Team to recruit new builder participants with an emphasis toward ZERH projects. The Program also provides the necessary training to raters, trade allies, and builders to ensure they understand the program rules/requirements and have the skill set to meet the higher-than-code program standards and build homes that contribute to New Jersey’s energy reduction efforts. Incentives are offered both to partially offset the incremental construction costs associated with building higher efficiency homes and to generate interest and enthusiasm for the Program among builders and homeowners.

Program Description

The RNC Program is market-based and relies on builders and raters to build to nationally recognized platform standards, which are defined by core efficiency measures, energy modeling, rater and builder oversight, and checklists to ensure quality installation.

To participate in this RNC Program, HERS Raters must use modeling software approved by the Program to model savings, calculate the Energy Rating Index (ERI) and MMBtu incremental savings compared to the User Defined Reference Home (UDRH).⁴ To be approved, the software

⁴ I.e., a baseline home which, among other things, is defined and used in the NJCEP Protocols to Measure Resource Savings.

must be accredited by an EPA-Approved VOO and be capable of providing batch reporting, including building components for QA review of rating files and savings utilizing the UDRH.

There are a number of market barriers to efficiency investments in new construction in New Jersey. Key among these are:

1. Builders do not always see the value of the additional administrative procedures and associated costs of ENERGY STAR;
2. The higher incremental cost associated with the additional rater administrative and field inspection requirements of a ZERH home.
3. Builders and designers are not proficient with the energy code requirements that the Program requires them to meet and or exceed;
4. Conflicting motivations guiding design criteria and choices (i.e. builders who make design, procurement, and construction decisions do not pay the homeowners' operating costs associated with those decisions);
5. Lack of local market awareness regarding the benefits of efficiency and environmental performance on the part of consumers, builders, lenders, appraisers, realtors and others;
6. Limited technical skills on the part of some builders and their trade allies to address key elements of efficiency;
7. Lack of local consumer marketing on the benefits of owning a Program-participating home to drive demand;
8. Limited awareness of the Zero Energy Ready Home requirements, benefits and incentives that are available to support that market segment; and
9. Inability of consumers, lenders, appraisers and others to differentiate between efficient and standard new construction homes.

This Program employs several key strategies to overcome these barriers including:

- Direct financial incentives to builders of homes that meet program standards.
- An incentive to offset the incremental rater cost associated with certifying a ZERH single-family or multi-single home.
- Multiple pathways that allow participation across efficiency levels, entice new builders to the Program, support the NJ construction market for energy code, and promote increased efficiency and quality-assurance with higher incentives.
- Utilization of nationally recognized EPA ENERGY STAR and DOE Zero Energy Ready Home brand and website to help promote residential energy programs.
- Technical assistance to inform builders and their trade allies on details of the program pathways and how to comply with the rigorous performance requirements.
- ENERGY STAR and ZERH certification, inspections and testing through third-party rating companies that compete in an open market for services.

Program Participation Pathways

The following participation pathways provide New Jersey's builders and homeowners with a range of participation options to suit builders at different levels of experience with energy efficient construction techniques and homebuyers with varying interest and budgets. All are based on the presumption that the IECC 2009/2015/2018 energy code sets the minimum energy performance requirement for newly constructed homes, and as such they all result in energy performance that

is better than that required by IECC 2009/2015/2018 as applicable depending on the home's permit date.

ENERGY STAR Home

Builders that enroll in this pathway will satisfy the requirements for ENERGY STAR certification utilizing the Performance Path utilizing the ERI, including full inspection checklist requirements. This pathway includes ENERGY STAR Version 3.0 or 3.1, depending on the date of the applicable building permit, for single-family and multi-single homes. The incentive structure within this segment will include a base incentive plus a performance incentive using MMBtu saved as compared to the applicable code UDRH as the indicator.

Zero Energy Ready Home (ZERH)

This pathway recognizes a higher energy efficiency achievement in new home construction. Program requirements include meeting or exceeding all DOE Zero Energy Ready Homes⁵ technical standards, building in compliance with the ENERGY STAR Homes Program and all checklists, meeting 2015 IECC insulation levels, and certifying under EPA's Indoor airPLUS Program. The incentive structure within this pathway will include a base incentive plus a performance-based incentive using MMBtu saved as compared to the applicable UDRH as the indicator.

Zero Energy Home +RE (ZERH+RE)

This pathway has the same requirements as the ZERH pathway with the additional requirement that 100% the building's modeled energy usage is met by renewable energy systems installed prior to completion of the home. The incentive structure within this pathway will include a base incentive plus a performance-based incentive using MMBtu saved as compared to the applicable UDRH as the indicator. Incentives will be paid based upon the ERI before the addition of renewables. An additional fixed incentive for the renewable energy system will be awarded for a project meeting the ZERH+ eligibility requirements.

ENERGY STAR Multifamily High Rise / ENERGY STAR Multifamily New Construction

On January 1, 2019, EPA launched its new ENERGY STAR Multifamily New Construction (MFNC) Program that combines low-, mid-, and high-rise buildings under one program. By January 1, 2021, EPA will cease using its predecessor programs for any multifamily buildings. This pathway will satisfy the requirements for ENERGY STAR MFNC Version 1.1 certification, meeting the performance targets of the ERI or ASHRAE pathways, including full inspection checklist requirements.

Target Market and Eligibility

Newly constructed single-family (i.e., one- and two-family homes), Multi-single (i.e., townhouses), multifamily buildings are eligible for RNC Program benefits if the home/building

⁵ <https://www.energy.gov/eere/buildings/guidelines-participating-doe-zero-energy-ready-home-program>

will use natural gas and/or electricity as the heating fuel supplied by a New Jersey public utility. The target market for this RNC Program is homebuilders and raters.

For buildings and projects registered in this RNC Program during FY20 and thereafter, the Decision Tree used in the new ENERGY STAR Multifamily New Construction Program, which set forth at this Compliance Filing's Appendix D will be used to determine which ENERGY STAR Program will apply to the building or project.

The RNC Program will also enroll any existing home/building undergoing substantial ("gut") renovation or remodeling that meets the above criteria.

Projects participating under this RNC Program are not eligible for participation or incentives under any other NJCEP program, including but not limited to the Residential HVAC Program (COOLAdvantage/WARMAdvantage) or Existing Homes Program, for any building envelope components, equipment, or appliances that were included as part of application to this RNC Program.

Program Requirements

To qualify for the Program, a home must meet ENERGY STAR Certified Home, ZERH, ZERH+RE, ENERGY STAR MFHR, or ENERGY STAR Multifamily New Construction requirements.

The technical details presented below address most, but not all, program requirements. The full technical specifications for RNC Program compliance are available upon request. The ENERGY STAR Certified Homes and Zero Energy Ready Home Program requirements (e.g. checklists, standards and modeling inputs) are periodically updated by EPA ENERGY STAR and supersede requirements of this Program.

ENERGY STAR Certified Homes

Meet or exceed all EPA ENERGY STAR Certified Homes version 3.1 or 3.0 (based on permit date) Performance Path standards⁶ including:

- Meet or exceed the ENERGY STAR Certified Homes version 3.1 or 3.0 Energy Rating Index Target.
- Complete all ENERGY STAR Certified Homes version 3.1 or 3.0 mandated checklists.

Zero Energy Ready Home

Meet or exceed all DOE Zero Energy Ready Home Performance Path technical standards⁷ including:

- Complete all ENERGY STAR Certified Homes Version 3.1 Program and all ZERH checklists.

⁶ ENERGY STAR Certified Homes: https://www.energystar.gov/newhomes/homes_prog_reqs/national_page

⁷ Zero Energy Home Standards <https://www.energy.gov/eere/buildings/zero-energy-ready-home>

Zero Energy Home + RE

Meet or exceed all ENERGY STAR and ZERH requirements as described above.

Additional RNC Program Requirements:

- 100% of the building's modeled electric site energy usage must be met by renewable energy systems installed onsite prior to completion of the home.

ENERGY STAR Multifamily High-Rise

Meet or exceed EPA ENERGY STAR MFHR Program standards⁸ including:

- Follow Performance Path which utilizes ASHRAE approved energy modeling software to determine energy savings of a customized set of measures
- NJCEP will require the application of a specific baseline within six months of EPA imposing such a requirement.

ENERGY STAR Multifamily New Construction

Meet or exceed EPA ENERGY STAR Multifamily New Construction (MFNC) Version 1.1 performance path standards⁹ including:

- Meet or exceed the ENERGY STAR Multifamily New Construction 1.1 following either the Energy Rating Index or ASHRAE pathways.
- Complete all ENERGY STAR Multifamily New Construction 1.1 mandated checklists.

Incentives

The Residential New Construction Program incentive tables can be found in Appendix A.

The incentives include a base incentive determined by building type, plus a performance-based incentive calculated using the incremental annual MMBtu saved as compared to the calculated annual usage of the baseline, reference home defined by the applicable energy code. For all but MFHR and MFNC utilizing the ASHRAE pathway, the applicable code is IECC; for MFHR and MFNC utilizing the ASHRAE pathway, the applicable code is ASHRAE 90.1. The IECC code reference home is a UDRH utilized in the rating software to compare the rated home to a home of the same dimensions but with components meeting the applicable IECC code as determined by the date of the project's building permit. The ASHRAE reference building is incorporated in the EPA-approved rating software. The building component values used in the UDRH are included in the NJ Protocols to Measure Resource Savings.

⁸ https://www.energystar.gov/partner_resources/residential_new/program_reqs/mhrp/program

⁹Multifamily New Construction Standards:
https://www.energystar.gov/newhomes/homes_prog_reqs/multifamily_national_page#site-built

Urban Enterprise Zone / Affordable Housing / Low- and Moderate Income Enhanced Incentive

This RNC Program will offer bonus incentives for eligible homes located in UEZs, that are, or will be, Affordable Housing, and/or that are, or will be, occupied by those of Low- and Moderate Income (LMI).¹⁰

ZERH Rater Incentive

This RNC Program will offer rater incentives to raters for each single-family or multi-single homes that the rater is successful in obtaining ZERH or ZERH+RE incentives.

Cooperative Marketing

The Cooperative (co-op) Marketing Incentive offers cost-sharing for pre-approved advertising placed by contractors participating in the HVAC, HPwES, and RNC Programs. The cost sharing is for 25% of the cost of event booth spaces and 50% of the cost of other types of advertising. Those other types of advertising include print (newspaper, magazine, newsletter), yellow pages, direct mail, television, radio, web banner (digital), signage, billboard, and social media. In addition, other types of advertising may be approved on a case-by-case basis if the applicant can demonstrate its relative cost-effectiveness and benefits to NJCEP. The FY cap per contractor is \$75,000 for contractors listed as HPwES trade allies and \$50,000 for contractors listed as trade allies for other programs. Contractors seeking to utilize the Program should contact coop@NJCleanEnergy.com.¹¹

Planned Program Implementation Activities for FY20

The following program implementation activities will be undertaken in FY20. The Program will:

- Implement the changes and updates described above.
- Continue to review applications and, on a first-in-time basis, issue Enrollment Letters (that indicate, among other things, the amount of program funds committed) to projects whose applications demonstrate their eligibility for the Program as long as funding is available.
- Continue to process incentives for completed projects meeting program requirements.
- Utilize the Outreach Team to recruit new builder participants with an emphasis on ZERH projects.
- Actively engage with DOE, raters and builders to identify challenges of participating in the Zero Energy Ready Home pathway.
- Work with Board Staff and/or the Board's other contractors to identify a more consumer-friendly term for ZERH.

Quality Control Provisions

Market-based delivery of rating services and certifications requires an effective set of standards for quality assurance. The responsibility for builder quality and ENERGY STAR and/or ZERH Certification rests with raters, ratings providers, DOE, and EPA-approved VOOs and MROs. It is

¹⁰ LMI is defined in consultation with Board Staff and is set forth in the Program Guide, applications, and/or other Program documents.

¹¹ See the Introduction to this Compliance Filing for certain adjustments that apply to these amounts..

incumbent upon the Program to assure that a robust system for identifying and communicating quality issues exists to manage the credibility of the savings and associated incentives offered.

To maintain a robust rating marketplace, the TRC Team will perform inspections and conduct oversight processes on raters and projects. Quality Assurance activities will continue to be performed by the TRC Team based on the track record of raters and builders measured through program inspections.

In addition to reviews for data completeness on all checklists, forms and applications, on-site inspections and technical review of building and rater files will be required based upon the demonstrated proficiency of the builders and raters. Inspection requirements will be adjusted based upon the track record of the program participants. Initial inspection rates for new builders and rating companies will be above average and will decrease as they demonstrate proficiency in proper building techniques and in understanding the qualifying requirements of the Program.

The TRC Team will utilize the Contractor Remediation Procedures as necessary or appropriate to address significant performance or other problems.

Energy Efficient Products Program

Program Purpose and Strategy Overview

The Energy Efficient Products (EEP) Program promotes the sale and purchase of ENERGY STAR certified and other energy efficient products including lighting, appliances and consumer electronics, while also supporting the “early retirement” and recycling of existing inefficient appliances in New Jersey households. Aligned and complementary to the other NJCEP programs, The EEP Program is focused on the reduction of plug load and lighting energy usage in New Jersey homes. The program strategy focuses on providing participants with knowledge and motivation to make efficient purchases, and on offsetting the initial price of higher efficiency products so they can do so affordably.

Providing relevant information to consumers most typically occurs through retail partners, and the EEP Program strategically invests in assuring that participating retailers have the information they need so their floor staff—the knowledgeable salespeople who consumers rely on—can speak to the benefits of energy efficient purchase options. The Program also provides in-store Point of Purchase (POP) materials and signage to clearly identify promoted products and steer consumers towards them. The EEP Program seeks to capture the greatest savings possible at the lowest cost, while also making sure that opportunities are available through a wide range of retail channels and through creative promotions aimed at historically hard-to-reach customers. The EEP Program is designed to be nimble, especially with respect to the continued evolution of the lighting market, so that midstream adjustments to the product mix can be made as necessary to assure continued savings.

Program Description

The EEP Program provides targeted rebates and messaging to consumers, community partners, manufacturers, and retailers for the sale and purchase of selected energy efficient products. Rebates are intended to reduce the initial purchase price of energy efficient lighting and appliances, so their typically higher costs do not deter consumers from choosing them over less efficient alternatives. Messaging raises awareness of efficient options and of the benefits they can provide, and rebates provided by the Program make these products more affordable.

The Program employs several key approaches to deliver energy savings to New Jersey residents including:

- Educating consumers on the role energy efficiency can play in reducing home energy consumption;
- Supporting the availability of a range of affordably-priced energy efficient product choices for consumers through rebates and midstream/upstream markdowns;
- Offering marketing and training support for retailers, manufacturers and contractors selling energy efficient products to ensure that they can address the benefits provided by these products with customers;
- Sponsoring event-based initiatives and other innovative approaches to bring energy efficient technologies to hard-to-reach populations that have not historically participated in retail-based program approaches;
- Working with national government agencies, manufacturers, and retailers to help develop and introduce new energy efficiency offerings;

- Supporting and informing consumers regarding product recycling and disposal to address potential environmental impacts;
- Leveraging national energy efficiency programs, promotions, marketing materials, and advertising to support New Jersey initiatives; and
- Coordinating with NJ electric and gas utilities and other entities, such as Sustainable Jersey, to co-brand and leverage customer participation and savings.

The Program hopes to continue to transition towards relatively greater upstream and midstream initiatives that leverage manufacturer, distributor, and retailer incentives and marketing dollars. These approaches have high potential to increase the sales volumes of efficient products when compared with rebate programs that require consumers to fill out a form for each purchase. In FY20, the Program will continue to explore ways to expand the proportion of the Program that incorporates the upstream/midstream approach with additions that support specific efficient appliances. With this Rev 2.0, the Program is adding low-flow showerheads . The Program will also offer training support to new retailers, manufacturers, and other organizations while continuing to maintain existing partner relationships.

Target Market and Eligibility

The target market for the EEP Program is all New Jersey consumers who purchase lighting, appliances, and other energy consuming devices in retail stores across the state. The appliance recycling component also targets all New Jersey residents who have older working refrigerators, freezers, room air conditioners (RACs) and dehumidifiers that typically consume considerably more electricity than comparable newer efficient models.

Offerings and Incentives

The EEP Program offer promotions and incentives in the following product categories:

- Lighting
- Appliances and Consumer Electronics
- Appliance Recycling
- Showerheads

Lighting

The Lighting component will continue to offer retail price incentives through upstream markdown and creative markdown promotions for qualified lighting products. Lighting products will be limited to ENERGY STAR-certified Light Emitting Diodes (LEDs). LEDs have become the dominant efficient lighting option, competing directly with halogens. However, some non-certified LEDs have begun to squeeze ENERGY STAR-certified LEDs off the shelves, which may lead to customers making quick purchasing decisions that favor those lesser quality bulbs over ENERGY STAR-certified LEDs and could ultimately lead to customer disenchantment with all LEDs. Eligible lighting products will be as set forth in the table immediately below:

Table 1: Eligible LEDs

LED Bulb Tier Effective Date	Bulb Lifetime	Availability in Stores
ES LEDs V2.1 – specification released 12/31/15; eff. 1/1/17	15,000+ hours	Currently in stores

Through an RFP process, incentives are provided for eligible products (up to a negotiated volume) sold by selected New Jersey retailers during promotional periods. Incentives vary by type of product and/or distribution channel, based on negotiations with manufacturers and/or retailers. Based on experience with the earlier initiatives and regional promotions, the FY20 maximum incentives will be as shown in the Table in Appendix A: Residential Incentives below.

In addition to the retail markdowns described above, the Program will continue to support Creative Outreach and Education Promotions, the goals of which are to:

- Create awareness through events that attract consumers and provide opportunities to disseminate program information and interact with consumers to answer questions;
- Educate consumers on the benefits of energy efficient lighting and appliances;
- Encourage consumers to move beyond the “first step” of using energy efficient lighting products and to take the next step to adopt more significant energy efficiency measures;
- Create awareness and encourage adoption of no/low cost methods of reducing energy consumption (such as addressing standby loads, the use of advanced power strips etc.); and
- Focus on hard-to-reach residential market channels that have not been well-served through the markdown lighting initiative.

A lighting sub-component provides selected eligible lighting products to food banks, non-profits and social service agencies serving the economically disadvantaged for distribution to their patrons, all at no cost to the organizations or their patrons. An RFP process is used to solicit partners. The foregoing should increase electrical energy savings in this market segment. The cost of the lighting products will be passed through to NJCEP as a rebate, grant, or other direct incentive.

Appliance and Consumer Electronics

The Appliance and Consumer Electronics component will continue to offer downstream rebates on clothes washers, clothes dryers, refrigerators, and certain small appliances purchased by NJ customers. Customers are able to apply via a traditional paper application or through an online application. These incentives will be supported with a variety of promotional approaches, including leveraging the Environmental Protection Agency’s (EPA) national ENERGY STAR campaigns. Incentives for two tiers of performance will be offered for certain items to promote even higher efficiency levels.

The program performance criteria for clothes washers in FY20 will align with the ENERGY STAR v8.0 specification. The higher tier incentive for washers will align with the current Consortium for Energy Efficiency (CEE) Tier 2 specification to support increased market share of the highest efficiency models.

For refrigerators, the program performance criteria in FY20 will align with the ENERGY STAR V5.0 specification. . Similar to washers, the higher tier incentive for refrigerators will align with the current Consortium for Energy Efficiency (CEE) Tier 2 specification to support increased market share of the highest efficiency models.

For clothes dryers, the program performance criteria in FY20 will align with the ENERGY STAR V1.1. The higher tier incentive will align with the criteria for the current ENERGY STAR Most Efficient Product.

For air purifiers, dehumidifiers and room air conditioners, there will be just a single incentive tier, based on their current ENERGY STAR specifications.

Through the midstream promotion process, certain retailers are able to provide an “instant” rebate at the register. If the retailer does not participate in the midstream promotion, consumers will be able to submit rebates for clothes washers, refrigerators and dryers in two forms: online via the NJCEP website or by mail.

The Program will continue to provide midstream point-of-sale incentives for advanced power strips in a tiered structure similar to that utilized for appliances. A Tier 1 unit requires manual control and a Tier 2 unit is designated by its ability to provide automatic active power management. These will be offered through participating retailers or through partners in the Creative Markdown Promotions, or both.

The appliance and consumer electronics incentive table can be found in Appendix A.

Showerheads

Beginning with this Rev 2.0, the Program will offer midstream rebates (retailer markdowns) on showerheads that use ≤ 2 gallons per minute (gpm) and meet the WaterSense v1.1 specification. The Program will offer retail price incentives through markdown and creative markdown promotions for qualified products. Through an RFP process, incentives are provided for eligible products (up to a negotiated volume) sold by selected New Jersey retailers during promotional periods. Incentives vary by type of product and/or distribution channel, based on negotiations with manufacturers and/or retailers. Eligible products and incentive amounts will be as set forth in the applicable table in Appendix A.

Appliance Recycling

The Appliance Recycling component offers residential customers the opportunity to recycle their old, inefficient refrigerators and freezers in exchange for a “bounty” incentive payment. Small commercial customers are also eligible if they meet program requirements. In addition, the Program provides the option of customers receiving an additional rebate for recycling room air conditioners and dehumidifiers when a refrigerator or freezer is already being picked up for a household. Customers can call or go online to schedule a pick-up appointment. NJCEP uses a third-party vendor to provide turnkey program implementation. The vendor manages the appointment scheduling, confirms customer and unit eligibility, conducts the pick-ups, transports the units to a recycling facility, and oversees their decommissioning.

The Program will continue to promote and facilitate the early retirement of inefficient, working appliances. Implementation will include:

- In-house appliance pickup and direct access to participants;
- Tracking of individual units and recording of the recovery and destruction of all hazardous materials in compliance with the EPA’s Responsible Appliance Disposal (RAD) guidelines; and
- Evaluating retail partnerships that support removal and recycling of refrigerators and freezers at the time of new product purchase.

The Program will continue to offer a \$50 incentive to New Jersey residents and small commercial/businesses for turning in their working old, inefficient primary and secondary refrigerators and freezers for recycling, and a \$25 incentive for recycling a room air conditioner or dehumidifier. The room air conditioners or dehumidifiers would be secondary units, so a customer could only recycle them in conjunction with a larger unit (refrigerator/freezer). In other words, the recycling vendor would not schedule a pick-up at a customer’s home just for a room air conditioner or dehumidifier. The customer would need to be recycling a larger unit in order to recycle the smaller one and receive a rebate.

The Program incentives are shown in Appendix A: Residential Incentives.

General Activities

The TRC Team, in consultation with Board Staff, will maintain the existing retailer base and recruit new retailers as needed. The Program will continue to leverage retailer participation in developing and distributing collateral and “point of purchase” (POP) materials for product groups and in providing retail associate training and generating consumer awareness at the point of product display. The Program Manager’s Retail Outreach Team will also continue to promote the Program at NJCEP sponsored events.

National ENERGY STAR Promotions

The Program will participate in applicable and appropriate National ENERGY STAR promotions. For example, because NJCEP offers both a rebate on a new ENERGY STAR refrigerator purchase and the recycling of an older refrigerator, the Program will continue to support the EPA’s “Flip Your Fridge” campaign. NJCEP will advertise the campaign on the NJCEP website by leveraging materials developed by the EPA for “Flip Your Fridge” participants.

National Meetings

The TRC Team will attend the National ENERGY STAR Lighting, Appliance and Consumer Electronics Partners Meetings to showcase New Jersey’s innovative work on efficient products, to learn new best practices to incorporate with the Program, and to meet with national manufacturers and retailers to discuss New Jersey promotions.

Quality Control Provisions

For promotions featuring customer rebates, such as the appliance rebate and recycling promotions, documented policies and procedures provide proper guidelines to ensure consistency in the processing and quality control for all rebate program participants. All applications are reviewed as they are processed for verification of the documentation that the equipment meets program requirements. Each application and its information are entered into a database that allows checking for duplicate applicants through an equipment serial number comparison.

For promotions that include markdowns taken at the point of sale, such as the lighting promotions, the Retail Outreach Team visits the participating storefronts on a regular basis to verify that program products have been received and have been displayed properly and are priced according to program requirements. If necessary, they will help unpack the products, and put them on display with the required program materials, as well as train sales staff about program rebates and the energy savings a customer might expect from purchasing a program product. Performance reports, including photos of program products and signage, are provided to the Program Managers to assist in evaluating retailer feedback, developing future promotions and selecting the most effective proposals.

When invoices are received for marked down products, they are reviewed to ensure that the sales meet all program stipulations. These include verification that the products were sold in a participating location; incentive amounts are correct and for the stipulated products; final retail prices are correct; and total allocation amount has not been exceeded. All of these conditions must be met in order for payment to be processed for each sales period.

The TRC Team will utilize the Contractor Remediation Procedures as necessary or appropriate to address significant performance or other problems.

Commercial and Industrial Energy Efficiency Programs

General Overview

The NJCEP Commercial & Industrial (C&I) Energy Efficiency Programs are designed to help New Jersey's businesses use electricity and natural gas more efficiently so that they can be competitive and successful in their industries while retaining and creating jobs and improving the environment. Each individual C&I Program is described in more detail in the relevant subsections below.

The Programs are designed to:

- Provide information on how to meet and exceed current energy code requirements so that buildings operate efficiently thereby minimizing operating costs;
- Encourage customers to choose high efficiency options when undertaking construction or equipment upgrades (i.e., when customers normally construct buildings or purchase building systems equipment);
- Support market transformation by providing information and incentives to help customers and designers make energy efficient equipment specification, building/system design, lighting design, and commissioning part of standard business practices;
- Stimulate commercial and industrial customer investments in energy efficiency that will support the growth of the industries that provide these products and services.

The Programs address the key market barriers that make it challenging for developers, designers, engineers, and contractors to routinely incorporate energy efficiency in their projects including:

- Unfamiliarity or uncertainty with energy efficient building technologies and designs;
- Bias toward lower first cost and lack of procedures for considering lifetime building operating costs during decision-making;
- Compressed time schedules for design and construction;
- Aversion to risk involved with specifying technologies less familiar to the local design community despite the proven reliability of efficient technologies and designs; and,
- Priorities for engineers, designers and contractors which often do not align with incentive structures and energy efficiency considerations.

The Programs employ a comprehensive set of offerings and strategies to address the market barriers noted above and to achieve market transformation in equipment specification, building/system design and lighting design. These include:

- Program emphasis on intervention during customer-initiated construction and equipment replacement events that are a normal part of their business practice;
- Coordinated and consistent outreach to commercial and industrial customers, especially large and centralized players, such as national/regional accounts, major developers, etc.;
- Consistent incentive levels for efficient electric and gas equipment and design practices to permanently raise efficiency levels;
- Prescriptive incentives for pre-identified energy-efficient equipment and custom incentives for more complex and aggressive measures to permanently raise the efficiency levels of standard equipment;

- Pay for Performance (P4P) opportunities that emphasize building operation and performance in addition to the efficiency of installed equipment;
- Information and technical support provided to customers and designers to make energy efficient equipment specification, building/system design, lighting design, and commissioning part of standard business practices;
- Information and technical support provided to customers and designers to facilitate compliance with New Jersey's new commercial energy code as well as future upgrades to that code; and
- A wide range of programs designed to meet the needs of a diverse set of customers including nonprofit entities, local governments, small and large business.

Unless specifically stated in the following program descriptions, customers eligible for incentives under New Jersey's Commercial & Industrial Energy Efficiency Program are defined as non-residential electric and/or gas customers of one of New Jersey's regulated electric or gas utilities who contribute to the Societal Benefits Charge fund. With the exception of the new construction segment applicants to any of the NJCEP C&I Programs must be contributors to the Societal Benefits Charge (SBC) fund within the previous 12 months.

Construction projects are subject to prevailing wage requirements pursuant to P.L. 2009, c. 203, which amends P.L. 2009, c. 89, as well as the prevailing wage regulations promulgated by the New Jersey Department of Labor and Workforce Development pursuant to P.L. 1963 c. 150 as amended, and N.J.A.C. 17:27-1.1 et seq. and Affirmative Action rules. The prevailing wage rate shall be paid to workers employed in the performance of any construction undertaken in connection with Board of Public Utilities financial assistance programs. This law applies to contracts greater than the amount set forth by the New Jersey Department of Labor and Workforce Development. Unless otherwise stated, by submitting an application to the program and receiving program incentives, customers self-certify that they are complying with prevailing wage requirements.

C&I Buildings: C&I New Construction and Retrofit Programs

“SmartStart”

Program Purpose and Strategy Overview

The C&I New Construction and Retrofit Programs (SmartStart) are part of the original suite of commercial & industrial programs available through the NJCEP. These programs are offered to eligible customers that contribute to the Societal Benefits Charge.

The program’s primary goals are to induce C&I customers to choose high efficiency equipment rather than standard efficiency equipment when they are making purchase decisions and to replace aging standard equipment in existing buildings. This is accomplished by providing incentives and information on a wide range of high efficiency alternatives. “Prescriptive incentives”— where dollar amounts are fixed for specific categories of equipment— are offered where one-for-one, business as usual replacements are typical. The prescriptive applications are labeled by technology, such as lighting and HVAC, and defined as equipment most commonly recommended for energy efficient projects with well-established energy savings. Custom incentives are offered for non-standard equipment, complex systems, and specialized technologies that are not easily addressed through prescriptive offerings. Customers are provided a discrete yet flexible application process with the ability to submit one or multiple applications for any size project. The transparency of incentives aids customers in making informed decisions while assisting energy efficiency professionals to better solicit a prospective energy efficiency project.

The program adds, removes or modifies prescriptive incentives for various energy efficiency equipment routinely based on national and local market trends, the development of new technologies, and changes in efficiency baselines.

Program Description

The SmartStart programs offer both prescriptive and custom incentives for the broad range of C&I customers who are in the market to purchase energy efficiency measures.

The Programs will include the following offerings:

- ***Prescriptive Efficiency Measure Incentives*** that provide fixed incentives for energy efficiency measures. Incentives are based on incremental costs (i.e., the additional cost above baseline equipment) taking into consideration market barriers, changes in baselines over time and market transformation objectives. Eligible measures include:
 - Electric Chillers
 - Natural Gas Chillers
 - Unitary HVAC (Heating, Ventilating, Air Conditioning) Systems
 - Ground Source Heat Pumps (Geothermal)
 - Gas Fired Boilers
 - Gas Furnaces
 - Variable Frequency Drives (VFDs)
 - Gas Fired Water Heating
 - Gas Fired Water Booster Heating
 - Tankless Water Heaters
 - Refrigerator/Freezer Motors

- Prescriptive Lighting & Lighting Controls
 - Performance Based Lighting
 - Kitchen Hood Variable Frequency Drives
 - Low Intensity Infrared Heaters
 - Boiler/AC Economizing Controls
 - Refrigeration Controls
 - Refrigerated Doors/Covers
 - Food Service Equipment
- ***Custom Measure Incentives*** for more complex and aggressive efficiency measures. The process for calculating custom measure incentives is performance-based which may include a commissioning component. Incentives are evaluated and determined via an incremental cost and energy savings analysis to be provided by the customer or customer's authorized representative (vendor/contractor). Determination of the appropriate baseline (existing conditions and/or industry standard) will be reviewed on a case-by-case basis subject to program review and approval. For measures that appear to have no clear baseline per energy code or recognized industry standard, the Program Manager will work with the applicant to define an appropriate baseline. The Program Manager has the discretion to determine the reasonableness of project costs for proposed technologies based on industry standards and other market research. Eligible electric and gas measures include lighting systems, HVAC systems, motor systems, large boiler systems, gas-engine driven chillers and other non-prescriptive measures proposed by the customer. Technologies not explicitly listed as custom (per the filing and/or Program Guide) will be reviewed for eligibility and are subject to approval at the discretion of the Program Manager. More details regarding this process can be found later in this document under the heading Custom Measure Incentive Guidelines and in Table 17: C&I Custom Measure Incentives.

Customers or their contractors must submit an application for the type of equipment they have chosen to install. The application should be accompanied by a related worksheet (where applicable), a manufacturer's specification sheet for the selected equipment, and one month of the most recent electric/natural gas utility bill for a prescriptive application or twelve months for a custom application. To qualify for incentives, customers must be contributors to the type of SBC fund that corresponds to their incentive (e.g., must contribute to the SBC electric fund if applying for an electric incentive). For example: customers applying for prescriptive lighting incentives must provide an investor-owned utility (IOU) electric bill identifying SBC fund contribution. Similarly, an IOU gas bill identifying SBC fund contribution is required for natural gas saving measures such as gas heating. Program representatives will then review the application package and approve it, reject it, and/or advise of additional upgrades to equipment that will save energy costs.

Target Markets and Eligibility

The C&I New Construction and C&I Retrofit Programs target commercial, educational, governmental/institutional, industrial, and agricultural customers engaged in customer-initiated construction events including public school construction, other new building construction, renovations, remodeling, equipment replacement, and manufacturing process improvements. The Program offers incentives and technical support for both existing buildings and new construction. In addition, the Program may be used to address economic development opportunities and

transmission and distribution system constraints. The Program is primarily geared towards the mainstream C&I market, as opposed to programs that target specialized markets such as the Large Energy Users Program, the Local Government Energy Audit Program, and the Direct Install Program. Applicants to the Program must be contributors to the SBC fund.

Incentives

The tables in Appendix B: Commercial and Industrial Incentives (including Enhancements) and General Rule list the incentives for the C&I New Construction and C&I Retrofit program components. The incentives vary by size, technology and efficiency level and will be paid based on specific eligibility requirements. The program offers both prescriptive incentives and custom measure incentives.

Custom Measure Incentive Guidelines

The Program utilizes a performance-based approach to determine incentives for custom equipment. Established incentive caps for the program are the lesser of:

- \$0.16/kWh and/or \$1.60/therm based on estimated annual savings
- 50% of total installed project cost
- buy down to a one-year payback

Eligible projects must have a minimum first year energy savings of 75,000 kWh for custom electric projects or 1,500 therms for custom gas projects. This requirement may be waived by the Program Manager on a case-by-case basis if project savings are within 10% of these minimum requirements. Projects with both electric and gas savings may be considered for incentives if either of the minimum savings requirements are met.

Multiple applications for separate, individual facilities may not be grouped to meet minimum savings requirements. The program will allow a single facility with multiple utility accounts to submit a proposed custom project under one application. A customized set of Microsoft Excel-based forms is required for all projects. These forms summarize the critical components of the custom measure including a detailed description of the technology, installed cost, and projected savings. Upon project completion, additional documentation is required to confirm that the measures were installed as proposed and that any changes during construction are reflected in the final savings values. As is clearly described in the Program forms, certain measures may require post-installation metering, trending analysis, and/or the installing contractor's Statement of Substantial Completion. Baseline for custom retrofit projects are existing conditions, however the custom measure must exceed ASHRAE 90.1-2013 standards by at least 2% where specific guidelines exist. In cases where ASHRAE guidelines do not apply, the Program will require that custom measures exceed industry standards per the Consortium for Energy Efficiency (CEE), EPA ENERGY STAR, or using such resources as: current New Jersey baseline studies and other market research; the program experience of the Commercial/Industrial Program Manager; experience of the New Jersey utilities or utility/public program experience from other comparable jurisdictions. New construction/gut-rehab projects will use ASHRAE 90.1-2013 as the baseline for estimating energy savings. The Program Manager will provide contractors with Program spreadsheets that include standard formats for reporting Program savings as well as standard incentive calculations.

As a general matter, the preference is to avoid repeated custom measure applications. Accordingly, the Program Manager will generally consider the possibility of developing and proposing a prescriptive standard and incentive once it has received three or more custom applications for the same measure.

C&I New Construction and Retrofit Programs Pre-Approval Guidelines

Pre-approval by the Program Manager is required for the following project types:

- Custom measures; and
- Prescriptive Lighting seeking incentives \geq \$100,000; and
- Prescriptive Lighting Controls seeking incentives \geq \$100,000; and
- Performance Lighting seeking incentives \geq \$100,000 (for existing buildings only).

Pre-approval is not required for all other SmartStart application types. However, to be eligible for incentives related to those other application types, the application must be submitted to the Program Manager within 12 months of equipment purchase. Sufficient documentation must be provided to the Program Manager confirming date of equipment purchase (material invoice, purchase order, etc.). Customers implementing projects prior to program approval do so at the risk of being deemed ineligible to receive incentives.

Delivery Methods

All of New Jersey's Commercial & Industrial Clean Energy Programs will be managed by the TRC Team. The Programs will be offered on a consistent program design and implementation basis to ensure consistency across the state.

As new technologies are introduced and prices for measures change, sometimes in response to program offerings, program managers will continuously monitor technologies and costs and adjust program incentives accordingly. The Program Manager will propose adjustments to program offerings based on program experience, the results of any evaluations, program and market studies as well as other state/regional market research, and current pilot/demonstration projects.

Quality Control Provisions

Documented policies and procedures provide proper guidelines to ensure consistency in the processing and quality control for all C&I program participants. All applications are reviewed upon receipt to verify adherence to eligibility requirements. In addition, all technical information submitted in support of the application is reviewed to confirm measure qualification and to verify the incentive calculation. Applicant-supplied information and Program Manager-performed incentive calculations are entered into the database, and files are created for all documents and ongoing project correspondence.

A sample percentage of applications will be selected for pre-inspection and/or post site inspections and Quality Control file reviews. The specific percentages by program are outlined in the individual program guideline documents. Inspections include a site visit to verify customer eligibility and energy efficient measure technical specifications that result in a verification of the incentive calculation. A field inspection report is prepared and maintained in the project file for future verification.

The TRC Team will utilize the Contractor Remediation Procedures as necessary or appropriate to address significant performance or other problems.

C&I Buildings: Pay for Performance – Existing Buildings

Program Purpose and Strategy Overview

The Pay for Performance – Existing Buildings Program (P4P EB) was launched in 2009 as a market transformation initiative with a comprehensive, whole-building approach to energy efficiency in existing commercial and industrial buildings. It is intended to encourage contractors and building owners to look for ways to lower their total energy consumption from a whole-building perspective in order to achieve deeper levels of savings than are typically achieved through one-for-one equipment change-outs. Instead of simply providing incentives to replace existing equipment with high-efficiency equipment, P4P EB seeks to transform the way in which contractors and design professionals consider energy use. The program does this by requiring the use of standardized energy simulation software to estimate initial savings, and then encourages building owners and their designated contractors to continue to measure their facility’s energy consumption and savings year after year. The program adds focus to the impact that building operation practices have on energy use by paying a portion of the incentive based on a measurement and verification (M&V) component to determine whether estimated savings levels are actually achieved.

Program Description

This market-based program relies on a network of contractors (“Partners”), selected through a Request for Qualifications process. Once approved, Partners may provide technical services to program participants. Partners work under contract to building owners, acting as their “energy expert”, but are nevertheless required to strictly follow program requirements. Partners are required to develop an Energy Reduction Plan (ERP) for each project, including a whole-building technical analysis, a financial plan for funding the energy efficiency improvements, and a construction schedule for installation. The ERP must include a package of energy efficiency measures that achieve the minimum Energy Target of 15%¹² energy reduction of total building source energy consumption, based on an approved whole-building energy simulation. The achievement of the Energy Target is verified using post-retrofit billing data and EPA Portfolio Manager methodology.

Additionally, the ERP must include a comprehensive mix of measures and include at least two unique measures (e.g. lighting and HVAC improvements). The rule is that no more than 50% of the total source energy savings may be derived from lighting measures. Notwithstanding the foregoing rule, lighting measure savings over 50% may be considered if the Program Manager determines the scope of work is otherwise comprehensive in that it (a) assesses of the cost-effectiveness of installing energy conservation measures in each of the following areas: (i) heating systems, (ii) cooling systems, (iii) ventilation systems, (iv) domestic hot water systems, and (v) building envelopes, and (b) implements all cost-effective energy conservation measures identified through the foregoing assessment or, as to any such measures not implemented, explains why such implementation would not be practicable. For example, a scope of work in a high school that does not include replacement of a 30-year-old atmospheric boiler would not be allowed to include lighting savings greater than 50% of the total source energy savings. Recommended measures must

¹² Energy Target is rounded down to two significant figures e.g. 0.1487 is rounded to 0.14 or 14%.

meet or exceed ASHRAE 90.1-2013 requirements or Program minimum efficiency requirements, whichever is more stringent.

An alternative savings threshold of 4% source energy savings is offered to customers whose annual energy consumption is heavily weighted to manufacturing and process loads. In order to be considered for this alternative savings threshold, the project must involve:

- A manufacturing facility (including such industries as plastics and packaging, chemicals, petrochemicals, metals, paper and pulp, transportation, biotechnology, pharmaceutical, food and beverage, mining and mineral processing, general manufacturing, and equipment manufacturers), data centers, and hospitals.
- Manufacturing and/or process-related loads, including data center consumption, consume 50% or more of total facility energy consumption.
- For hospitals, 50% or more of the gross floor area must be used for general medical and surgical services and 50% or more of the licensed beds must provide acute care services.

Savings projections will be calculated using calibrated energy simulation. The approach involves the following steps:

1. Develop whole building energy simulation using approved simulation tools. The list of approved tools will be based on the software requirements outlined in ASHRAE 90.1 Section 11 or Appendix G, or as approved by the Program Manager.
2. Calibrate simulation to match pre-retrofit utility bills.
3. Model proposed improvements to obtain projected energy savings.
4. Calculate percent energy reduction to demonstrate achievement of Energy Target.

Modeling methodology is in general compliance with national programs such as LEED and EPC Act Federal Tax Deductions for Commercial Buildings.

Pre-approval of the ERP, which may include a site inspection, is required for all projects. An ERP must be approved by the program and an approval letter sent to the participant and Partner in order for incentives to be committed. Upon receipt of an ERP, all project facilities must be pre-inspected. Measures installed prior to pre-inspection of the facility shall not be included as part of the ERP scope of work and will not be eligible for incentives. Measure installation undertaken prior to ERP approval, but after pre-inspection, is done at the customer's own risk. In the event that an ERP is rejected by the program, the customer will not receive any incentives.

Projects that cannot identify efficiency improvements that meet the above requirements may be referred to another appropriate C&I Buildings Program(s).

Target Market and Eligibility

The P4P EB program is open to existing commercial and industrial buildings with peak demand of 200 kW or greater in any of the preceding twelve months. This participation threshold is 100 kW for eligible multifamily facilities. The Program Manager has the discretion to approve projects that are within 10% of the minimum 200 kW threshold (100 kW for multifamily facilities). In addition, any multifamily facility which does not meet the eligibility requirements of the Home Performance with ENERGY STAR Program is eligible to participate in the P4P program. Due to the comprehensive design of this program, projects may not apply for incentives in other NJCEP programs while enrolled in P4P for the same facility(ies). All eligible measures must be considered

in P4P, with the exception of on-site generation (e.g. CHP program). Additional exceptions may be considered by the Program Manager on a case-by-case basis.

The P4P EB program defines a project as a single, detached commercial, industrial, or multifamily building. The entire building must be analyzed under the Program and meet program requirements. Exceptions apply as follows:

Campuses/Multiple Buildings: A campus-style facility is one where ALL the following conditions apply:

- There are two or more P4P-eligible buildings that are located on adjacent properties
- Buildings are owned by a single entity
- AND one of the following:
 - Buildings are master-metered
 - Buildings are served by a common heating and/or cooling plant.
 - Buildings share walls and/or are connected via a physical structure.

In this instance, the entire campus is treated as a single project under the program. The 200 kW participation threshold will be met through an aggregation of all buildings. The Energy Target (as well as all other program requirements) will be achieved in aggregate as well. Only one set of incentives will be paid per project, and all incentive caps apply.

Multifamily Buildings: The P4P program will continue to accommodate certain types of multifamily buildings. Specifically, multifamily customers that fit the following description will be able to participate in the present Program:

- ***High-rise/Mid-rise buildings***
 - High-rise/Mid-rise apartment complexes are apartments, cooperative, and/or condominiums structures that are four stories or more above ground.
- ***Low-rise, garden-style buildings with central heating and/or cooling or master meters***
 - Garden-style apartment complexes consisting of multiple low-rise apartments, cooperatives, condominiums and/or townhouses that are three stories or less, surrounded by landscaped grounds.
 - Central heating and/or cooling means that each individual unit does not contain its own heating or cooling systems. The building must contain a central heating and/or cooling plant that serves multiple buildings and/or units.
 - Master meters means electric and/or gas meters that serve multiple buildings (rather than individual units or a single building).

Low-rise (and mid-rise where appropriate) garden-style complexes will be treated as one project under the P4P program. In other words, if there are ten garden-style buildings that are part of one multifamily community, all ten will be aggregated into one P4P application. The 100 kW participation threshold will be met through this aggregation (including common area and in-unit billing). The Energy Target and all other program requirements will be achieved in aggregate as well. Only one set of incentives will be paid per project, and all incentive caps apply. Exceptions to this rule may be considered by the Program Manager on a case-by-case basis where financial

constraints prevent the entire complex from participating at once, or where parts of the complex are determined to be better suited for Home Performance with ENERGY STAR.

Please see the logic tree in Appendix D: Multifamily Decision Tree for guidance on multifamily program eligibility.

Partner Network

The P4P Program has developed a network of Partners who can provide the technical, financial, and construction-related services necessary for participation in this program. One of the goals of this program is to expand the network of energy efficiency firms that can provide these services to make this program accessible for all eligible commercial and industrial customers. This market-based approach is a key component of market transformation by creating “green collar” jobs and helping to develop the workforce necessary to achieve ambitious long-term energy savings targets. New Partnership Applications are accepted on a rolling basis, subject to review and approval by the Program Manager and completion of a program orientation and training webinar. Certain entities who have their own in-house professional engineering expertise can become a Partner for their own facility(ies)¹³. The Program Manager also holds monthly Partner Conference Calls to present program updates, technical topics, and discuss any issues that Partners may be encountering. Approved Partners may need to complete online re-training in order to remain an approved Partner in the program. Program Manager may offer select Partners one-on-one training on projects to ensure success in the program, as well as kick-off meetings upon project enrollment.

Program Offerings and Incentives

The P4P EB program’s incentive structure was conceived to encourage the design and achievement of comprehensive energy savings, and as such incentives are released in phases upon satisfactory completion of each of three program milestones, which are:

1. Submittal and approval of a complete Energy Reduction Plan
2. Installation of all recommended measures per the Energy Reduction Plan
3. Completion of Post Construction Benchmarking Report demonstrating achieved energy savings.

At the Customer’s written request, Incentive payments may be assigned or directed (including re-assignment or re-direction) to either the Customer, the Partner, or other designated representative.

Certain Enhanced Incentives are available, as described below in this section.

Incentive #1 – Energy Reduction Plan – This incentive has been developed to offset the cost of services associated with the development of the Energy Reduction Plan (ERP) and is based on the square footage of the building(s) paid at \$0.15/sq. ft. with a maximum incentive of \$50,000 and minimum of \$7,500. This incentive is capped at 50% of annual energy cost, which assists in limiting incentives for facilities with large square footage but very low energy intensity (e.g. warehouses).

¹³ This option is geared toward larger customers. This opportunity will be evaluated on a case-by-case basis by the Program Manager. All other Program requirements will be in effect.

Please note, for customers who have successfully participated in the Local Government Energy Audit Program (LGEA), Incentive #1 related to the ERP will be reduced by 50%, with a maximum incentive of \$25,000 and minimum of \$3,750, to recognize the value of the audit provided through the LGEA Program. This reduction only applies if the date of the audit report is less than 3 years from the date of receipt of the P4P Initial Application.

The Incentive #1 is contingent upon moving forward with the installation of measures identified in the ERP and must be supported by a signed Installation Agreement. The Program Manager, in coordination with the Office of Clean Energy, may waive this requirement due to extenuating circumstances. If a project is cancelled after the receipt of Incentive #1 and the Incentive #1 payment is not returned to NJCEP, the customer/Partner may reapply to the Program in the future but will not be eligible for another Incentive #1 payment for the same facility.

Paid Incentive #1 may be up to 5% higher than committed to account for fluctuations in square footage identified between Initial Application and ERP submittal.

Incentive #2 – Installation of Recommended Measures – This incentive is based on the projected energy savings as estimated in the approved ERP. The performance-based incentives to be paid at completion of construction are as follows:

- Projected first year electric savings from \$0.09/kWh for the minimum 15% (or 4% when applicable) savings up to \$0.11/kWh, based on \$0.005/kWh per additional 1% savings.
- Projected first year natural gas savings from \$0.90/therm for the minimum 15% savings (or 4% when applicable) up to \$1.25/therm based on \$0.05/therm per additional 1 % savings.

In certain circumstances, the committed incentive may be adjusted due to changes between the scope of work approved in the ERP and what was actually installed. Significant changes to measures, including removal or addition of a measure, will require a revision to the ERP subject to re-review and adjustment of incentives #2 and #3. Additionally, if the total incentive is capped at project cost, an increase in cost will not result in an increased incentive, although a decrease in cost will result in a decreased incentive. In general, adjustments that increase the incentive are subject to budget availability. Minor modifications to the approved scope of work will not require ERP revisions and it is assumed these fluctuations will be captured in Incentive #3.

Incentive #3 – Post Construction Benchmarking Report – This incentive is based on the actual energy savings demonstrated in the 12 months following installation of recommended measures. Savings are measured at the whole building level using weather-normalized utility bill analysis. The performance-based incentives are as follows:

- Actual first year electric savings from \$0.09/kWh for the minimum 15% savings (or 4% when applicable) up to \$0.11/kWh, based on \$0.005/kWh per additional 1% savings.
- Actual first year natural gas savings from \$0.90/therm for the minimum 15% savings (or 4% when applicable) up to \$1.25/therm based on \$0.05/therm per additional 1 % savings.
- If savings are below the 15% minimum but at or above 5%, the project will still be eligible for an incentive, although at a reduced rate calculated at \$0.005/kWh less and \$0.05/therm less from the base incentive (i.e. \$0.09/kWh and \$0.90/therm) for each 1% savings below 15%. So long as the savings are at or above 5%, the minimum incentive paid is \$10,000 or

committed value, whichever is less, assuming all required data and documentation is submitted. If savings are less than 5%, there would be no Incentive #3.

Incentives # 2 and #3 are intended to act as a single performance incentive that is paid in two installments in order to provide up-front financial assistance in implementing the project. The Post Construction Benchmarking Report's main purpose is to "true-up" this performance incentive in the post-retrofit period by adjusting Incentive #3 so that the total performance incentive (i.e. Incentive #2 and #3) is in compliance with the program's incentive structure. Therefore, true-up of Incentive #3 includes any under or overpayment of Incentive #2, based on actual savings.

The Post Construction Benchmarking Report must demonstrate savings over at least one year of post-construction energy consumption. Program Manager may grant up to an additional twelve (12) month extension for extenuating circumstances where projected savings levels were not reached based on the initial one-year post-construction consumption.

Incentives #2 and #3 combined will be capped not to exceed 50% of the total project cost. The total of Incentives #1, #2, and #3 combined shall not exceed \$2,000,000 per project, assuming both electric and natural gas measures are recommended and implemented. Should only electric measures or only gas measures be recommended and implemented, then the total of Incentive #1, #2, and #3 combined shall not exceed \$1,000,000 per project. For the avoidance of doubt, the foregoing would place a \$1,000,000 per project cap on electric-only facilities. Entity caps also apply.

Enhanced Incentives

Applicants will be eligible for an enhanced incentive equal to an additional 100% of the incentive #2 and #3 values set forth above in this section, for a project installed at a UEZ/AH/Public building as defined in this Compliance Filing, including, among other things, any Multifamily Affordable Housing eligible for this P4P EB Program. Finally, the subject applicants will also be subject to a project cost cap of 80% rather than the usual 50%.

Quality Control Provisions

Documented policies and procedures provide proper guidelines to ensure consistency in the processing and quality control for all P4P program projects. All applications are reviewed upon receipt to verify adherence to eligibility requirements. Applicant eligibility information is verified, along with all technical information in support of measure qualification and incentive calculation. Applicant supplied information and project technical data are entered into the database. Electronic files are created for all documents and for ongoing project correspondence. The Program Manager reviews submitted Energy Reduction Plans.

The Program Administrator quality control staff will perform pre- and post-construction inspections, will regularly conduct pre-approval technical reviews of Energy Reduction Plans, and will perform file reviews on a sampling of applications prior to incentive payments. The selection of inspections and reviews will be based on a pre-determined, random sampling percentage.

The TRC Team will utilize the Contractor Remediation Procedures as necessary or appropriate to address significant performance or other problems.

C&I Buildings: Pay for Performance New Construction

Program Purpose and Strategy Overview

The Pay for Performance – New Construction program (P4P NC) was originally launched in 2009 to incentivize commercial and industrial projects that are designed to perform better than required by the current state energy code. It is intended to encourage developers and design professionals to look for ways to optimize design, operation, and maintenance of new construction and substantial renovation projects in order maximize energy cost savings. The program does this by requiring the use of standardized energy simulation software to estimate energy costs of the proposed design compared to a code-compliant baseline. As with P4P EB, a portion of project incentives is tied to actual building performance to emphasize to building owners the critical value of addressing operational practices. The P4P NC program aligns with other rating authorities such as LEED, ENERGY STAR, and ASHRAE Building Energy Quotient.

Program Description

The P4P NC program takes a comprehensive, whole building approach to energy efficiency in the design and operation of new commercial and industrial buildings, as well as in major renovations. The program provides tiered incentive levels correlated to the modeled energy cost savings as demonstrated in the proposed design, and includes a performance component to reflect the value that effective building operation has in determining energy use. This market based-program relies on a network of Partners, selected through a Request for Qualifications process. Once approved, Partners may provide technical services to program participants. Partners work under contract to building owners, acting as their “energy expert”, but are nevertheless required to strictly follow program requirements. Partners will be required to develop a Proposed Energy Reduction Plan (ERP) for each project. The Proposed ERP details a set of recommended measures that will achieve the minimum performance target. Partners will then provide an As-Built ERP, along with a Commissioning Report to demonstrate that recommended measures are installed and functioning. Finally, the Partner will benchmark the building following one year of operation to document how well the building is operating relative to the As-Built ERP.

Participants will be required to work with an approved Partner to develop the Proposed ERP and facilitate the incorporation of the recommended energy efficiency measures. The submitted Proposed ERP must include a package of energy efficiency measures that achieve the minimum performance target of 5% savings for commercial and industrial buildings and 15% for multifamily buildings compared to ASHRAE 90.1-2013¹⁴. The minimum performance target will be measured in terms of energy cost or source energy, which is consistent with ASHRAE 90.1, Appendix G, EPAct Federal Tax Deductions, and LEED NC. Program Guidelines will outline equivalent savings values depending on the modeling compliance path chosen.

Partners are required to develop whole building energy simulations using approved simulation tools. The list of approved tools will be based on the software requirements outlined in ASHRAE 90.1 Section 11 or Appendix G, or as approved by the Program Manager. The program will offer two modeling compliance paths to demonstrate that the proposed design meets or exceeds the minimum performance target:

¹⁴ Energy Target is rounded down to two significant figures e.g. 0.0487 is rounded to 0.04 or 4%.

Path 1: ASHRAE Building Energy Quotient (bEQ) As-Designed Path

Under this path, the Partner will develop a single energy model representing the proposed project design using prescribed modeling assumptions that follow *ASHRAE Building Energy Quotient (bEQ) As-Designed*¹⁵ simulation requirements. Proposed design simulation results, including Energy Use Intensity (EUI_{standard}), will be measured against the median EUI for the building type (EUI_{median}) to evaluate the Performance Score.

$$\text{Performance Score} = (\text{EUI}_{\text{standard}} / \text{EUI}_{\text{median}}) \times 100.$$

Measures must be modeled within the same proposed design energy model, but as parametric runs or alternatives downgraded to code compliant parameters.

Path 2: ASHRAE 90.1-2013 Appendix G Path

Under this path the Partner will model a baseline and proposed building using ASHRAE 90.1-2013 Appendix G *modified by Addendum BM*. Addendum BM sets a common baseline building approach that will remain the same for ASHRAE 90.1-2013 and all future iterations of ASHRAE 90.1, and is roughly equivalent to ASHRAE 90.1-2004. To comply with ASHRAE 90.1-2013, a proposed building has to have energy cost savings of 11-40% from the Addendum BM baseline, depending on the building type and climate zone. Measures must be modeled as interactive improvements to the ASHRAE 90.1-2013 Appendix G baseline with Addendum BM accepted.

Each project, regardless of compliance path selected, must have at least one measure addressing *each* of the following building systems: envelope, heating, cooling, and lighting (e.g. increased insulation, improved HVAC efficiency, lighting power density below code requirements, etc.). Buildings that are not heated (e.g. refrigerated warehouse) or not cooled (e.g. warehouse) will not be required to have a measure addressing the missing building system. Measures are defined as components that exceed ASHRAE 90.1-2013 requirements.

Core and Shell vs. Tenant Fit-Out Considerations

Generally, P4P NC projects are required to evaluate the whole building design. Further, if a P4P NC Application is submitted to the program, that same building(s) cannot also submit applications to other programs. An exception to this rule may apply to eligible projects pursuing Core & Shell separate from Tenant fit-out improvements, which may fall into one of two scenarios below.

Scenario 1: Core & Shell and Tenant Fit-out are combined - In this scenario, all aspects of the design (whole building) must be included under a single P4P NC Application and treated as a single project following all Program Guidelines as typical. This may apply where:

- Developer is funding and constructing both Core & Shell and Tenant fit-out.

¹⁵ <http://buildingenergyquotient.org/asdesigned.html>

- High performance systems are specified and funded for the Tenant space separate from Core & Shell, but the building owner and tenant come to an agreement to include both scopes of work under a single project.

Scenario 2: Core & Shell Separate from Tenant Fit-out - This scenario applies when the Core & Shell work is known but the tenant space development is unknown and/or is funded separately. Therefore, the Core & Shell is treated as a separate project from the Tenant fit-out. In this case, a building may apply for P4P NC for either Core & Shell or Tenant fit-out(s), not both. The determining factor depends on which scope will include design and construction of the central HVAC system, in which case:

- P4P NC incentives will apply to all conditioned square footage of the building serviced by the central HVAC in the project's scope of work.
- The project scope applying for P4P NC (e.g. Core & Shell OR Tenant Fit-out) must be able to meet all requirements for P4P NC on its own.
- Any Tenant fit-out OR Core & Shell work not included in P4P NC, (and connected to a non-residential electric/gas account paying into the SBC), may seek incentives through the C&I Prescriptive or Custom Measure programs for eligible equipment.

A project may apply to the program at any point during the design phase. Projects that have begun construction may still apply so long as measures have not been purchased prior to receipt of Program Application. Any measures installed prior to approval of Proposed ERP are done so at the project's risk. In the event that the equipment selected does not qualify for an incentive, it will be removed from the Proposed ERP. Projects that cannot identify efficiency improvements that meet the above requirements will be referred to the appropriate C&I Buildings Program(s).

See Program Guidelines at www.njcleanenergy.com for additional modeling considerations.

Target Market and Eligibility

The P4P NC Program is open to new commercial and industrial construction projects with 50,000 square feet or more of conditioned space. The Program Manager has the discretion to approve projects that are within 10% of the minimum 50,000 square foot threshold. Projects may include a single building meeting square footage requirements, or multiple buildings as long as those buildings are owned by the same entity, are located on adjacent properties, and are designed and constructed within the same time period.¹⁶ Multiple buildings that are grouped into one program application are viewed as a single project that is eligible for one set of program incentives, and all incentive caps apply to the group of buildings.

Due to the comprehensive design of this program, projects may not apply for incentives in other NJCEP programs while enrolled in P4P NC for the same facility(ies). All eligible measures must be considered in P4P NC, with the exception of on-site generation (e.g. CHP program). Exceptions

¹⁶ For the purpose of tracking technical reviews and site inspections each building addressed within a multi-building ERP may be considered a separate project. This is necessary because although a single ERP will include all of the necessary project information, the review of each of the building simulation models will require individual attention. Similarly, site inspections will take considerably longer for multi-building projects as each building will require an inspection. Where applicable, administrative tracking will be associated with any approved sampling of building simulation models (i.e., if a single model is developed to represent several similar buildings).

also apply to Core & Shell and/or Tenant Fit-out projects— see details as provided above. Additional exceptions may be considered by the Program Manager on a case-by-case basis.

Multifamily Buildings

The P4P program accommodates certain types of multifamily buildings. Please see the decision tree Appendix D: Multifamily Decision Tree for guidance on multifamily program eligibility.

Low-rise (and mid-rise where appropriate), garden-style complexes will be treated as one project under the Pay for Performance program. In other words, if there are 10 garden-style buildings that are part of one multifamily community, all 10 will be aggregated into one P4P NC application. The 50,000-square-foot participation threshold will be met through this aggregation (including common area and in-unit). The minimum performance target (as well as all other program requirements) will also be determined on an aggregated basis. Only one set of incentives will be paid per project and all incentive caps apply.

Partner Network

Existing approved P4P NC Partners will need to complete online re-training on a regular basis as determined by the Program Manager in order to remain an approved Partner in the program. Program Manager may offer select Partners one-on-one training on projects to ensure success in the program, as well as kick-off meetings upon project enrollment. Depending on program demand, the Program Manager may provide subsidized Energy Modeling Training Sessions for Program Partners related to ASHRAE 90.1-2013. (See also the P4P EB section of this Compliance Filing.)

Program Offerings and Incentives

The P4P NC program's incentive structure was conceived to encourage the design and achievement of comprehensive energy cost savings, and as such are released in phases upon satisfactory completion of each of three program milestones, which are:

1. Submittal and approval of a Proposed ERP with proposed design meeting all program requirements,
2. Submittal and approval of an As-Built ERP and Commissioning Report confirming installation and operation of recommended measures per the Proposed ERP. Changes between proposed and as-built design must be accounted for at this point, although as-built project must still meet all program requirements.
3. Submittal of ENERGY STAR Portfolio Manager benchmark based on first year of operation with score of 75 or higher. Building types not eligible for ENERGY STAR Certification can qualify for this incentive by obtaining *ASHRAE Building Energy Quotient (bEQ) In-Operation* Certification with equivalent score as set by Program Guidelines. Additional certification for compliance may be considered by Program Manager.

Incentives are paid based on the rate schedule in the table below. At the Customer’s written request, Incentive payments may be assigned or directed (including re-assignment or re-direction) to either the Customer, the Partner, or other designated representative.

Table 2: P4P NC Incentive Schedule

	Cost or Source Energy Reduction from 90.1-2013 Baseline	Incentive by Building Type Per Square Foot	
Minimum Performance Requirement	15% Multifamily 5% All other	Industrial/High Energy Use Intensity	Commercial and Multifamily
Incentive #1 Proposed Energy Reduction Plan	+ 0 - <2% (Tier 1)	\$0.10	\$0.08
	+ 2 - <5% (Tier 2)	\$0.12	\$0.10
	+ 5% or greater (Tier 3)	\$0.14	\$0.12
	Max	\$50,000.00	
	Pre-Design Bonus	\$0.04	
	Max	\$20,000.00	
Incentive #2 As-Built Energy Reduction Plan and Cx Report	+ 0 - <2% (Tier 1)	\$1.00	\$0.80
	+ 2 - <5% (Tier 2)	\$1.20	\$1.00
	+ 5% or greater (Tier 3)	\$1.40	\$1.20
Incentive #3 Building Performance		\$0.40	\$0.35

- Incentive #1 is contingent on moving forward with construction and must be supported by required program documentation (e.g. signed Installation Agreement). The Program Manager, in coordination with the Office of Clean Energy, may waive this contingency in extreme situations where construction is halted due to economic or other external factors. If a project is cancelled after the receipt of Incentive #1, the incentive amount shall be returned to NJCEP. If the Incentive #1 payment is not returned to NJCEP, the customer/Partner may reapply to the Program but will not be eligible for another Incentive #1 payment for the same facility.
- The total of Incentives #1, #2, and #3 combined shall not exceed \$2,000,000 per project, assuming both electric and natural gas measures are recommended and implemented. Should only electric measures, or only gas measures, be recommended and implemented, then the total of Incentive #1, #2, and #3 combined shall not exceed \$1,000,000 per project. For the avoidance of doubt, the foregoing would place a \$1,000,000 per project cap on electric-only facilities. Entity caps also apply.
- Certain circumstances may impact an incentive amount after a commitment has been made:
 - Increase or decrease in project square feet may increase (budget permitting) or decrease the incentive.
 - Significant modifications to the approved scope of work, including addition and removal of a measure, may impact the overall project savings causing a project to

move between incentive tiers. Incentives will be adjusted up (budget permitting) or down accordingly.

- In general, any required adjustments will also include under or overpayment of incentives already paid.

Incentive #1 Pre-Design Bonus (Integrative Process): Projects that are in pre-design or schematic design may be eligible for a higher Incentive #1. The goal is to incentivize applicants to think critically about their building design from an energy efficiency standpoint early in the process where changes are easier to make, thereby supporting high-performance, cost-effective project outcomes. In order to qualify, the Partner will need to work with the applicant beginning in pre-design and continuing throughout the design phases. They will perform a preliminary “simple box” energy modeling analysis before the completion of schematic design that explores how to reduce energy loads in the building and accomplish related sustainability goals by questioning default assumptions. They will then document how this analysis informed building design decisions relative to owner’s project requirements, basis of design, and eventual design of the project. This submittal shall be submitted after Application approval but prior to the Proposed ERP. Although pre-construction inspections are not routinely performed in this program, TRC may inspect projects applying for this bonus.

Quality Control Provisions

Documented policies and procedures provide proper guidelines to ensure consistency in the processing and quality control for all P4P NC program projects. All applications are reviewed upon receipt to verify adherence to eligibility requirements. Applicant eligibility information is verified, along with all technical information in support of measure qualification and incentive calculation. Applicant supplied information and project technical data are entered into the database. Electronic files are created for all documents and for ongoing project correspondence. The Program Manager reviews submitted ERPs.

The Program Administrator quality control staff will perform pre- and post-construction inspections, will regularly conduct pre-approval technical reviews of ERPs, and will perform file reviews on a sampling of applications prior to incentive payments. The selection of inspections and reviews will be based on a pre-determined, random sampling percentage.

The TRC Team will utilize the Contractor Remediation Procedures as necessary or appropriate to address significant performance or other problems.

C&I Buildings: Large Energy Users Program

Program Purpose and Strategy Overview

The purpose of the Large Energy Users Program (LEUP) is to foster self-investment in energy efficiency and combined heat and power projects for New Jersey's largest commercial and industrial utility customers. This program was established in 2011 as a pilot following requests from these customers to develop a program specific to their needs and in recognition of their large contribution to the SBC. These large, sophisticated facilities have unique needs and internal processes which may not align with the structure of the other C&I programs with respect to submission criteria or timing. The LEUP offers a more flexible process to these customers, many of whom have engineers on staff, but in turn requires that participating facilities comply with accountability processes to obtain incentives, thus assuring that the desired efficiency is achieved. The program supports various types of large customers spanning the pharmaceutical, higher education, industrial, building management, data center and other commercial sectors.

Specific design features include:

- Ability to submit multiple projects/buildings under one application;
- Flexible application submission process providing the customer the opportunity to submit up to 3 scopes of work in each program year;
- Appealing incentive structure allowing customers to obtain up to 90% of their respective NJ Clean Energy Program contribution for qualifying projects;
- Ability to participate in other programs while engaged in LEUP.

Program Description

Incentives are awarded to customers that satisfy the program's eligibility and program requirements ("Eligible Entities or Eligible Customers") for investing in self-directed energy projects that are customized to meet the requirements of the customers' existing facilities while advancing the State's energy efficiency, conservation, and greenhouse gas reduction goals. The program relies on eligible customers and their technical consultants to identify and develop qualifying energy efficiency projects that they believe will be beneficial for their operations and that will meet program criteria as described below. In support of LEUP projects the Program Manager will provide the following services:

- Budget management and energy savings reporting;
- Review and approval/rejection of all submitted Enrollment submittals for program eligibility;
- Review and approval/rejection of all submitted Draft Energy Efficiency Plan (DEEP) submittals;¹⁷
- Review and approval/rejection of all submitted Final Energy Efficiency Plan (FEEP) submittals;
- Technical assistance via email and telephone to assist entities in the proper submittal of the required information;
- Updates of data tracking tools to incorporate additional tasks related to this initiative;

¹⁷ Note: the approved entity may choose to skip the DEEP submittal and to submit only a FEEP.

- Incentive processing including issuance of checks and tracking/recordkeeping.

Eligible customers who wish to participate in the LEUP must comply with the standards and criteria below.

Target Markets and Eligibility

The Large Energy Users Program is available on a first come, first served basis so long as funding is available to existing, large commercial and industrial buildings that meet the following qualifications:

- Eligible entities must have contributed a minimum of \$200,000 (on a pre-sales tax basis) into New Jersey's Clean Energy Program fund in the preceding FY.¹⁸ Eligible Entities shall be defined as (1) Public: having distinct and separate budgetary authority; (2) Public Schools: having distinct and separate budgetary authority; (3) Private: Non-residential companies including all related subsidiaries and affiliates regardless of separate EIN numbers or locations within New Jersey. Consistent with Docket No. EOO7030203).
- The total contribution is calculated as $\$0.025905/\text{therm}$ times total therms plus $\$0.003437/\text{kWh}$ times total kWh or by updated conversion factors provided and approved by OCE Staff.
- In order to be considered for incentives, the average billed peak demand of all facilities submitted in the DEEP/FEEP must meet or exceed 400kW and/or 4,000 DTherms.
 - Example: Entity submits DEEP/FEEP for two buildings. Building one has a metered peak demand of 200kW; building two has a metered peak demand of 600kW. Per the above guideline, both buildings would be considered for incentives, as the average would be equal to 400kW.

The program will be available via an open enrollment with funding committed on a first come, first served basis.

Entities interested in applying to participate in the program will submit the following information (limit two pages excluding attachments):

- Number of buildings/sites and list of all associated utility and third-party supplier accounts.
- Total usage and number of location or premise IDs as provided by utility.
- Total contribution to New Jersey's Clean Energy Program fund in previous fiscal year from above buildings/sites.

Submittal Requirements for Fund Commitment

Qualifying entities shall submit a FEEP to the Program Manager for existing facilities only. The FEEP must be submitted to the Program Manager for review three (3) months from the date of the DEEP approval letter.

Program Standards

1. All ECMs must meet Minimum Performance Standards, which may be fulfilled during Professional Engineer review, which shall be understood as the most stringent of:

¹⁸ The matters addressed in the Introduction to this Compliance Filing may in some cases affect this calculation.

- a. Pay for Performance Guidelines-Appendix B
 - b. ASHRAE 90.1-2013
 - c. Local code
2. ECMs must be fully installed no later than twelve (12) months from approval of the Final Energy Efficiency Plan. Extensions may be granted for a period of up to six months with satisfactory proof of project advancement. (This could be in the form of copies of permits, equipment invoices, installation invoices indicating percentage complete, updated project schedules, etc.)

Limitations/Restrictions

1. New construction and major rehabilitation projects are not eligible under the program; however, these projects may be eligible for other NJCEP incentives.
2. Incentive will be limited to energy-efficiency measures. The following shall not be included as part of this program:
 - a. Renewable energy
 - b. Maintenance energy saving projects
3. Incentive shall only be available for ECMs approved in the FEEP. Program Administrator may waive this restriction on a case-by-case basis using the Board's usual waiver standard.
4. ECMs already installed or under construction will not be considered for incentives and shall not be included in FEEP. Program Administrator may waive this restriction on a case-by-case basis using the Board's usual waiver standard.
5. Federal grants/incentives are allowed; other state/utility incentives are allowed so long as they are not originating from NJCEP funds; NJCEP loan funds are allowed. Total of Federal, state, utility, and LEU Program funding shall not exceed 100% of total project cost.

Review and Payment Framework

1. Upon receipt of the FEEP, Program Manager will have sixty (60) days to review each submittal and provide comments to entity.
2. Program Administrator will present FEEPs to Board for approval as required by Board policy and commitment of incentive. Program Administrator may conduct up to three site inspections per FEEP submission including a pre-inspection, at 50% completion and 100% completion, as required.
3. If ECMs are not completed within the specified timeframe, incentive commitment may be forfeited.
4. Entity will provide M&V data as requested and will comply with any program evaluation activities.

Program Offerings and Incentives

The Program will offer a maximum incentive per entity which will be the lesser of:

- \$4 million.
- 75% of total project(s) cost as identified in the FEEP. Total project costs may include pre-engineering costs, soft costs, and other costs associated with the preparation of the FEEP.
- 90% of total NJCEP fund contribution in previous year (i.e. from all entity facilities), provided, however, that an applicant may choose to bank and combine up to 2 consecutive

years of total NJCEP fund contributions for the purpose of calculating its maximum incentive in a given FY, provided the applicant has not participated in LEUP in the FY immediately preceding the subject application. By way of example only, if a participant in FY15 contributed \$500,000, in FY16 contributed \$600,000, and in FY16 did not submit a LEUP application, the applicant's maximum incentive for a project in FY17 would be no more than \$990,000 (.9 x (500,000 + 600,000)).

- \$0.33 per projected kWh saved annually; \$3.75 per projected Therms saved annually.

The program has a minimum incentive commitment of \$100,000. Projects with incentives below this threshold will be redirected to other NJCEP programs. Incentives shall be reserved upon approval of the DEEP. Program funds will be committed upon approval of FEEP by the Program Manager and, if required, by the Board of Public Utilities. Incentive shall be paid upon project completion and verification that all program requirements are met. Entities may submit up to three (3) DEEP/FEEPs throughout the program year.

Quality Control Provisions

Documented policies and procedures provide proper guidelines to ensure consistency in the processing and quality control for all Program participants. All energy efficiency plans are reviewed upon receipt to verify adherence to eligibility requirements. Applicant eligibility information is verified, along with all technical information in support of energy efficient measure qualification and incentive calculation. Applicant supplied information and program administrator performed incentive calculations are entered into the database, and files are created for all documents and ongoing project correspondence. Pre and/or post inspections and quality control file reviews will be conducted as required.

The TRC Team will utilize the Contractor Remediation Procedures as necessary or appropriate to address significant performance or other problems.

C&I Buildings: Customer Tailored Energy Efficiency

Program Purpose and Strategy Overview

The Customer Tailored Energy Efficiency Pilot Program (CTEEPP or Pilot) supplements the current New Jersey Commercial and Industrial incentive programs by offering a streamlined approach to developing and implementing energy efficiency projects for mid-to-large customers. The key features of the program include:

- Allows customers to bundle multiple prescriptive and custom measures into one application with one project delivery approach.
- Customers can receive incentives for qualified advanced and emerging energy efficiency technologies that are not currently addressed under SmartStart.
- Technical assistance incentives offered to help minimize the soft costs associated with developing an energy efficiency project.
- Leverages existing energy efficiency professional networks
- Larger customers with multiple measures can access incentives for their targeted energy efficiency projects without enrolling in a whole-building program.
- Performance verification to engage customers after their project is complete to ensure persistence of savings.

The goals of the Pilot are:

- To increase participation among mid-large customers
- To increase the amount of energy saved per project for participating customers
- To understand from participating customers whether assistance other than measure incentives will facilitate the installation of energy efficiency projects
- To promote the installation of advanced lighting controls in conjunction with high efficiency LED luminaires.
- To collect information and data that can inform program changes or new program designs in the future.

Program Implementation Description

This Pilot was developed and launched in FY18 in response to customer concerns regarding the application process for projects that involve completing and submitting multiple SmartStart applications. Stakeholders will be provided advance notice of relevant program transition activities.

The program will be promoted via the traditional methods as well as via the C&I Outreach Account Managers and energy efficiency professionals.

The program process is as follows:

1. **Outreach and Recruitment** - This pilot will be included in any C&I customer outreach conducted by the Account Managers. Information about the pilot will be placed on the web site and shared with the Ombudsman's office and trade allies who can assist in promoting the pilot to their customers.

2. **Enrollment** - The enrollment application will allow the Program Management team to assess the opportunities, the status of the potential project and to schedule a Scoping Session meeting where the Case Manager performs a needs assessment to determine whether the customer requires additional assistance such as referral to technical expertise, financial assistance, internal sales, or benchmarking.
3. **Benchmarking (Optional)** – The program will offer benchmarking services to help customers identify which opportunities and facilities may benefit most from energy improvements.
4. **Energy Efficiency Plan Development** - Upon application acceptance, the customer works with its technical experts to develop the Energy Efficiency Plan.
5. **Incentive Commitment** - Upon acceptance of a complete Energy Efficiency Plan, TRC will commit incentives as defined by the Energy Efficiency Plan and program requirements. The incentive commitment will be valid for 12 months. The Program Manager will have the ability to extend the initial expiration period in 2, 6-month intervals.
6. **ECM Installation** – The customer will submit final documents necessary to process incentive payment consistent with the schedule defined below.
7. **Performance Verification** – The performance verification submission is for custom measures only. A customer will receive the final 10% of custom measure incentives consistent with the schedule defined below.

Target Markets and Eligibility

The Pilot is intended to serve approximately 30 to 40 C&I customers. The target customer size for existing buildings and new construction/substantial renovation are as follows:

Table 3: Target Customer Size

Target Customer Size	
Existing Buildings	New Construction & Substantial Renovation
200 kW	50,000 square feet

Among the additional criteria that will be considered for inclusion are:

- Customers with complex operations and/or unique energy usage profiles that would most benefit from custom assessments of efficiency opportunities;
- Customers whose efficiency opportunities, barriers to investment and/or business needs suggest they may benefit from support beyond just financial incentives (e.g. technical analysis, financial analysis, etc.);

- Customers with projects that would require multiple applications under existing program offerings; and
- Customers that are good candidates for installation of new, innovative or advanced efficiency technologies.

Program Offering and Incentives

Financial incentives offered to customers of the Pilot will be the same as those available through the existing prescriptive and custom program offerings. However, for ease of customer participation, they will be bundled into a single “package” application. The total incentive available for any project will be equal to the sum of the incentives that would be available through the existing prescriptive and custom program offerings for the measures installed. For ECMs falling into a “gray area” and possessing both prescriptive and custom features, the Program Manager will have discretion to determine if some or all of the energy efficiency benefits will be eligible under the custom incentive structure.

- **Prescriptive Measures:**
 - Measures meeting the requirements of the current SmartStart Building Program will receive the established incentive under that program.
- **Custom Incentives:**
 - \$0.16 per kWh
 - \$1.60 per therm
- **Technical Assistance:**

In addition to measure incentives, the Pilot may, where initial design costs are a barrier to the pursuit of projects that appear to be promising, offer customers an additional incentive towards design assistance or technical support provided by an independent¹⁹ third party design professional. Incentives will be available for up to fifty-percent (50%) of the cost of the design/technical assistance, up to a maximum of \$10,000, upon approval of the NJCEP Program Manager, with half of that incentive payable upon proof of construction kick-off and half upon installation of the recommended measures.
- **Incentive cap:**
 - 50% of project cost
 - Buy-down to 1-year payback
 - \$250,000 per entity

The Technical Assistance incentive does not count towards this incentive cap. The Program Manager may adjust the entity incentive cap up to 20% based on available incentive budget, participation level and project merit. Any additional incentive cap adjustment would require OCE Staff or Board approval, as appropriate.

¹⁹ Independent in this case means that the design professional does not sell or represent products that are being considered for installation.

Payment Schedule

Incentive payments are made along the life of a project as outlined below.

Project material/labor invoices will signify projection completion followed by a post-inspection as deemed appropriate.

Table 4: CTEEP Schedule of Payments

Schedule of Payments			
Type of Incentive	Milestone 1 Construction Kick-Off	Milestone 2 Substantial Completion	Milestone 3 Performance Verification
Technical Assistance Incentive	50%	50%	-
Base Incentives – Prescriptive	-	100%	-
Base Incentives – Custom	-	90%	10%

Milestone 1: The Energy Efficiency Plan is approved, and construction contracts are in place.

Milestone 2: All work is installed, and new equipment and systems are generating energy savings. Multiple payments may be provided.

Milestone 3: Performance Verification is complete. Multiple payments may be provided. This milestone may occur between 3-6 months after substantial completion.

Program Standards

- **Prescriptive measures** must meet the minimum requirements of the SmartStart Buildings program.
- **Custom measures** must meet or exceed current SmartStart Custom requirements (with the exception of minimum energy savings requirements) or the Minimum Performance Standards for the Large Energy Users Program.
- **Advanced Lighting Control Systems** must be listed on the Design Lights Consortium’s Qualified Products List.
- **Emerging Technologies** must meet current building codes or industry standards, as applicable.

Limitations/Restrictions

- Renewable and power storage technologies including, but not limited to, photovoltaics, fuel cells, battery storage, and microturbines are not eligible.
- Combined heat and power systems are incentivized under New Jersey’s Combined Heat and Power program and are not eligible for CTEEPP incentives.

- Previously installed measures, i.e., any measures installed prior to enrollment, are not eligible. Equipment being replaced must still be present at time of the facility walkthrough, where pre-existing conditions are documented. Customers may start work at their own risk prior to the Notice to Proceed if the old equipment is still in place at the time of the Scoping Session.
- Measures that do not save energy (kWh or therms) are not eligible. Customers are welcome to install measures that exclusively reduce operating costs and/or energy/demand costs, but they may not be included in the CTEEPP Energy Efficiency Plan.
- Operations & Maintenance and behavioral measures are not eligible. Behavioral measures include those where existing equipment is adjusted to improve performance or change energy use. Behavioral measures may include boiler clean & tunes, commissioning of existing equipment, thermostat adjustment, or seasonal equipment removal.

Quality Control Provisions

All applications are reviewed upon receipt to verify adherence to eligibility requirements. Applicant eligibility information is verified, along with all technical information in support of energy efficient measure qualification and incentive calculation. Applicant supplied information and program administrator performed incentive calculations are entered into the database, and files are created for all documents and ongoing project correspondence. Inspection protocols for custom measure projects will require a pre-determined percentage of pre- and post-inspections. Pre-inspections may be waived after successful completion of a Scoping Session.

The TRC Team will utilize the Contractor Remediation Procedures as necessary or appropriate to address significant performance or other problems.

Local Government Energy Audit Program

Program Purpose and Strategy Overview

The Local Government Energy Audit Program (LGEA) Program was launched as part of NJCEP's portfolio in 2008 to provide financial incentives to cover the cost of having an energy audit performed on eligible facilities owned by municipalities, school districts, 501(c)(3) nonprofits, and other local and state government entities (Applicants).

The goal of the energy audit is to provide Applicants with information on how their facilities use energy, identify energy conservation measures (ECMs) that can reduce energy use, and put Applicants in a position to implement these ECMs. The energy audits also guide Applicants towards appropriate NJCEP funded incentive programs to help reduce costs associated with implementing the ECMs.

The Program is also used as a means of qualifying applicants for other relevant initiatives, most notably the Energy Savings Improvement Program (ESIP) and Sustainable Jersey's municipal and school programs. Collaboration with these programs can provide cost-effective benefits to these publicly funded facilities while helping to achieve mutual goals.

Program Description

This Program is implemented as follows:

- The Applicant will submit a pre-application to the Program identifying basic facility information such as, building type, square footage, and recently implemented ECMs, as well as the reason(s) for requesting an energy audit.
- A case manager will assist the Applicant in determining the audit path that best addresses the Applicant's needs (as described below) before the Applicant submits additional information regarding utility accounts and associated bills, and other applicable energy usage information for each building in the scope.
- Available energy audit paths include:
- ASHRAE Level I audit²⁰;

²⁰ From the ASHRAE Handbook:

Level I – Walk-through Assessment – Assess a building's energy cost and efficiency by analyzing energy bills and conducting a brief survey of the building. A Level I energy analysis will identify and provide a savings and cost analysis of low-cost/no-cost measures. It will also provide a listing of potential capital improvements that merit further consideration, along with an initial judgment of potential costs and savings.

Level II – Energy Survey and Analysis – This includes a more detailed building survey and energy analysis. A breakdown of energy use within the building is provided. A Level II energy analysis identifies and provides the savings and cost analysis of all practical measures that meet the owner's constraints and economic criteria, along with a discussion of any effect on operation and maintenance procedures. It also provides a listing of potential capital-intensive improvements that require more thorough data collections and analysis, along with an initial judgment of potential costs and savings. This level of analysis will be adequate for most buildings and measures.

Level III – Detailed Analysis of Capital-Intensive Modifications – This level of analysis focuses on potential capital-intensive projects identified during Level II and involves more detailed field data gathering and engineering analysis. It provides detailed project cost and savings information with a high level of confidence sufficient for major capital investment decisions.

- ASHRAE Level II audit, except for lighting which follows ASHRAE Level III guidelines;
- Add-on scope audits (e.g., a more detailed review of an existing or potential CHP or renewable energy system added on to the scope of a standard audit).²¹
- When an Applicant is enrolled in LGEA and participating in any NJCEP equipment incentive programs at the same time for the same facility(ies), the Program Manager will assess the impact that the work may have on the energy audit and require the applicant take one of the following actions within a determined timeframe, depending on the level of impact:
 - Proceed with energy audit and equipment upgrades (minimal impact);
 - Complete equipment upgrades prior to proceeding with energy audit process or vice versa (moderate impact);
 - Cancel energy audit application (significant impact).
- If the initial program eligibility and application requirements have been met and the Applicant is approved to have an energy audit performed under this Program, the Program Manager will issue an Approval Letter/Notice to Proceed to the Applicant.
- The scopes of work of the energy audit paths are consistent with Section 3.8.1 of RFP 16-X-23938, dated April 21, 2015, and the related Technical Proposal and Contract (#A40225).
- In order to provide compatibility with the Energy Savings Improvement Program (ESIP), the energy audit scope will include an evaluation of energy related water conservation measures, demand response potential, and estimated greenhouse gas reduction for each recommended measure.
- After verifying all program requirements have been met, the Program Manager will perform the audit, prepare an audit report, and notify the Applicant when the audit report is completed. In addition, the Program Manager may meet in person or conduct a web/phone conference with the Applicant to discuss audit findings and next steps for implementing measures recommended in the report.

The LGEA will provide audits up to a value of \$100,000 per FY, per Applicant. For larger Applicants interested in pursuing ESIP (by selecting intent to pursue ESIP on the application) if the audit cost exceeds or is expected to exceed \$100,000, the Program Manager will work with the Board's Staff (Board Staff) to determine and authorize a larger cost cap, not to exceed \$300,000. Additionally, for non-profit 501(c)(3) healthcare entities, the Program Manager will work with Board Staff to determine and authorize a larger cost cap, not to exceed \$300,000 so long as the funds exceeding the initial \$100,000 would be for auditing facilities designated as hospitals by the NJ Department of Health (DOH).

Services offered under LGEA do not count towards the fiscal year incentive cap (see C&I / DER Entity Incentive Caps in Appendix B of this Compliance Filing).

²¹ For the avoidance of doubt, the add-on scope audits must be added on to a standard eligible audit and cannot be a standalone study.

Target Markets and Eligibility

LGEA is open to the following eligible entities that contribute to the Societal Benefits Charge fund through either their gas and/or electric utilities:

- “State contracting agency” as defined by N.J.S.A. 52:34-35
- “Public agency” as defined by N.J.S.A. 52:35A-1
- Local governments per Local Public Contracts Law (N.J.S.A. 40A:11-1)
- Local governments per Public School Contracts Law (N.J.S.A. 18A:18A-1)
- County colleges per County College Contracts Law (N.J.S.A. 18A:64A-25.1)
- NJ State Colleges or State Universities per State College Contracts Law (N.J.S.A. 18A:64-52)
- Nonprofit charitable organizations per Section 501(c)(3) of the Internal Revenue Code

Applicants may apply for an energy audit for buildings that they own, although a building may still be eligible if the Applicant leases the building and provides supporting documentation from the building owner authorizing the energy audit before it is performed.

Buildings must demonstrate an average demand of 200kW or greater in the most recent 12 months of electric utility bills (inclusive of all accounts in the building) in order to qualify to participate in LGEA. Buildings that do not meet this requirement will be recommended to apply for the Direct Install Program. The Program Manager will have the ability to grant exceptions to the kW requirement, on a per building basis, if the Applicant can demonstrate they meet at least one of the following criteria:

1. ESIP is an anticipated source of funding;
2. Master or campus metering arrangement on-site, where demand of any single building is unknown;
3. Demonstrates:
 - a. The scope of one or more measures the Applicant would like to pursue is not available in the Direct Install Program; or
 - b. The type of building is not a good fit for the Direct Install Program (e.g., it is an industrial building).

For #2 and #3 above, the Applicant must provide a detailed explanation as to how it meets the criteria for the claimed exception. LGEA is available to buildings never previously audited under the Program, as well as buildings that have received an audit no less than three (3) years earlier (measured from the audit report approval date). All program requirements must be met in order for an entity to qualify for a second energy audit.

Quality Control Provisions

Documented policies and procedures provide proper guidelines to ensure consistency in the processing and quality control for all LGEA participants. All applications are reviewed upon receipt to verify adherence to eligibility requirements and technical information. Applicant-supplied information is entered into the database and electronic files are created for all documents, including project correspondence. The Program Manager will perform internal quality assurance reviews on audit reports.

On an annual basis program quality control staff will accompany each LGEA auditor on a visit to a randomly selected LGEA applicant's facility to verify that the audit is conducted in accordance with proper protocols and to ensure the accuracy of the audit in documenting the facility's detailed building survey. Quality control staff will also regularly conduct technical reviews of full audit reports; the selection of projects will be based on a pre-determined, random sampling percentage. Finally, audit pricing will be reviewed by the Program Manager for consistency and compared to LGEA historical data, referencing similar facilities for comparison.

The TRC Team will, if and to the degree applicable, utilize the Contractor Remediation Procedures as necessary or appropriate to address significant performance or other problems.

Direct Install Program

Program Purpose and Strategy Overview

The Direct Install Program was established in 2009 to address the unique barriers experienced by the small business sector that resulted in a historical reluctance or inability to pursue energy efficiency improvements, even when they would yield significant economic benefits. Small businesses in New Jersey, as elsewhere, frequently lack the ability to acquire funding for capital improvements, and almost universally lack the in-house expertise to identify economically advantageous energy efficiency projects in which to invest. Perhaps even more critically, small business owners tend to be spread thin, so that even if projects could be identified, and even if funding could be obtained, the decision-makers simply do not have time to prioritize them—the time and energy required simply exceed what is available.

The Direct Install Program is a turnkey offering that provides small business customers with a single source for financial incentives, information, and technical assistance. Designed specifically with these customers in mind, the Program works through a set of approved contractors who are empowered to promote, enroll, audit, and then install energy efficient measures. The use of fully trained and qualified contractors to provide customers with energy efficiency assessments, effective measure recommendations and installation, and access to incentives that cover up to 70%, and in certain cases up to 80%, of the total project costs creates a powerful engine to transform this sector of the C&I market that has historically been unable to participate in the NJCEP Programs at desired levels.

In addition to small businesses, local government entities, non-profit organizations, certain multifamily buildings (that meet the eligibility criteria described below), and certain religious facilities may be eligible to participate in the Program in certain cases.

Background

The Direct Install Program addresses the unique needs of New Jersey's small business community.

Program Description

The Direct Install Program offers eligible small business customers the opportunity to replace existing inefficient equipment with more energy efficient systems. Municipal and other local government agencies that have successfully participated in the Local Government Energy Audit Program are also eligible. The Program provides turnkey services including technical assistance, financial incentives, and education to encourage the early replacement of existing equipment with new high efficiency alternatives. A variety of electric and natural gas energy-using systems are eligible for improvements including lighting and lighting controls, refrigeration, HVAC and HVAC controls, variable speed drives, and water conservation measures. The Program strives to include a comprehensive package of cost-effective energy efficiency improvements in each customer's project.

Target Market and Eligibility

The Direct Install Program is open to all eligible commercial and industrial customers who contribute to the SBC fund whose average demand, averaged over the preceding 12 months, is less

than or equal to (\leq) 200 kW.²² This small business sector targeted by the Program tends to have a historical reluctance or inability to fund energy efficiency improvements. In addition, their small size tends to exclude them as beneficiaries of services from other energy service providers. Religious facilities²³ which are metered residentially will be permitted to participate in the Direct Install Program. Applicants will be required to meet all other program requirements.

Program Offerings and Incentives

The Direct Install Program provides turn-key services by offering customers a consistent source of technical assistance, installation services and financial incentives. The Program will be delivered across the state by the Program Manager in association with multiple regional contractors (contractors) who will be selected via a Request for Proposal (RFP) process to deliver installation and related services. Contractors will work in conjunction with material suppliers (vendors), who will be selected under a separate competitive RFP process.

All contracts with vendors and contractors will be negotiated to establish consistent, statewide pricing. All equipment proposed must be cost effective per program rules and, depending on the project, certain equipment may not be considered cost effective. Eligible equipment categories include but may not be limited to:

- Energy efficiency T8 & T5 lamps, ballast and fixtures
- ENERGY STAR approved LED lamps
- Design Lights Consortium (DLC) Qualified LED Fixtures
- HVAC & HW controls
- LED Exit Signs
- Occupancy Sensors
- VFDs
- ENERGY STAR Programmable Thermostats
- ENERGY STAR/High Efficiency Boilers (up to 1,500,000 Btuh)²⁴
- ENERGY STAR Furnaces (up to 140,000 Btuh)²⁵
- High Efficiency Cooling Systems
- ENERGY STAR Products
- Refrigeration Measures

²² Note that a potential participant with multiple facilities sharing a common gas utility account would be eligible so long as the average kW demand of the facilities sharing that account \leq 200kW.

²³ Refers to buildings that are used as places of worship. This includes churches, temples, mosques, synagogues, meetinghouses, or any other buildings that primarily function as a place of religious worship. It also refers to non-residential buildings that are associated with religious organizations, such as religious schools and religious community centers, but not convents or rectories.

²⁴ In cases where the existing boiler is oversized, the existing larger boiler may be evaluated and considered for replacement as long as the replacement unit does not exceed 1,500,000 Btuh.

²⁵ In cases where the existing furnace is oversized, the existing larger furnace may be evaluated and considered for replacement as long as the replacement unit does not exceed 140,000 Btuh.

- Other measures may be added after evaluation by the Program such as retro-commissioning measures which may include rooftop HVAC tune-ups, refrigerant charges, filter replacements, controls adjustment, and optimization.

In K-12 public and private schools where the facility has an existing boiler that does not exceed 3,000 kBtuh in output heating capacity, the contractor will have the ability to propose a new system that comprises multiple modular boilers in series as an appropriate replacement, based on the total output heating capacity and efficiency of the existing boiler. A minimum efficiency level of 93% will be enforced.

Contractors will be solely responsible for boiler project design, providing proper training to the applicant, and developing and providing load calculations to the applicant and the Program Manager. Further, the contractor will be required to work with township code enforcement officials to ensure the installation meets all current local and state codes and standards.

Customer incentives are offered to reduce the cost of installing energy efficient equipment and are based on the total installed cost of the retrofits. The incentives are as follows:

Table 5: DI Incentives

	<u>Eligible to Participate</u>	<u>Eligible to Participate & Project is an ESIP</u>	<u>Eligible to Participate & in a UEZ or OZ²⁶</u>	<u>Eligible to Participate & AH, K-12 Public School or County/Municipal Entity</u>
% of the Installed Cost of Cost-Effective, Approved Measures	70%	70%	80%	80%
Project Incentive Cap	\$125,000	\$125,000	\$250,000	\$250,000
Program FY Entity Cap	\$250,000	\$500,000	\$4,000,000	\$4,000,000

Incentives are paid to the installation contractor and the contractor will invoice the customer for the remaining balance of the installation.

²⁶ As defined in Appendix B: Commercial and Industrial Incentives (including Enhancements) and General Rules below.

Open Program for Contractor Participation

If an applicant wishes to utilize their own contractor, rather than the pre-selected regional contractor for their area, the Program Manager will work with the applicant's contractor to confirm that the contractor:

1. Meets all of the Program's bid requirements.
2. Agrees to the Program's set pricing.
3. Participates in program training provided by the Program Manager.
4. Signs the Direct Install Program Participation Agreement.

If all requirements are met, the contractor will be allowed to participate in the Program. If the applicant's contractor is unable to meet these requirements, the applicant will be given the option to proceed in the Direct Install Program utilizing an approved contractor for that specified geographic area, or continue with their contractor outside of the Program with the option to access other available NJCEP programs.

Program Financing

Some, but not all of the local utilities have provided 0% interest, on-bill repayment for Direct Install projects in their service territories. This offer has been extremely effective in making it easier for business to participate. The Program Manager will continue to work with the BPU to explore the potential to expand the availability of financing for Direct Install projects statewide, either through on-bill repayment or other financing options.

Direct Install Team Responsibilities

The Program Manager will be responsible for the following program components:

- Review and approval of all projects' Scopes of Work before installation to confirm program eligibility and cost effectiveness.
- Final review and approval of all projects which have been completed through the execution of the Program's Measure Acceptance Form for incentive finalization.

Direct Install Participating Vendors will be responsible for the following program components:

- Providing offered program equipment required for installation statewide for all approved Direct Install projects.
- Ensuring all provided equipment meets or exceeds the Program's minimum efficiency requirements and guidelines.
- Packaging and shipping of all procured program equipment to the specific project site or Contractor.
- Providing all manufacturer's specifications/certifications and equipment warranties for all installed program equipment to the installation contractor.

Direct Install Participating Contractors are responsible for the following program components:

- Completing Direct Install Program training provided by the Program Manager.
- Program marketing within their assigned program territories.
- Educating the applicant on the Direct Install Program, completing the Program application, gathering utility information, and pre-qualifying an applicant.

- Performing site visits and collecting existing equipment inventory and energy usage data, analyzing information and identifying opportunities for efficiency improvements, and making preliminary recommendations.
- Submitting completed energy assessments, using the Program’s Energy Assessment Tool (EAT), to the Program Manager for review and approval.
- Presenting finalized comprehensive recommendations to the customer, including costs and savings estimates, obtaining customer agreement to proceed with installation, and the collection of the balance of projects costs owed by the program applicant ($\geq 30\%$ of the total project cost). The customer agreement will be a standard agreement approved by the Program.
- Submission of completed and executed scope of work (SOW), including pre-implementation report to the Program Manager for review and approval. All measures identified in the Direct Install Scope of Work are subject to the Program’s Total Resource Cost (TRC) test, which is utilized to screen out measures that are not cost-effective. (Note that a participant would be given the option of retaining measures that fail the TRC test by the participant agreeing to bear sufficiently more of the cost of the measure to bring the Program’s share of the cost to within the required TRC score. For example, a participant would have the option of increasing its share of the cost of a new furnace to 37%, instead of the usual 30%, if that increased share would increase project’s TRC score to the required level.)
- Procurement of all approved program equipment from the Program’s selected equipment vendor for lighting and refrigeration. Contractor is responsible for providing all HVAC and mechanical equipment associated with the Program. Contractor is also responsible for procurement of all ancillary equipment required for complete installation.
- Installation of eligible measures per the SOW, including obtaining all appropriate permits.
- Submission of post-implementation report, including payment request. The Program Manager will review all post-implementation reports and either forward the incentive ($\leq 70\%$) as approved for payment or send back to the contractor with questions or issues for resolution.
- Providing program applicant with all installed equipment technical manuals, manufacturer’s specification/certification sheets, and warranties for all equipment and labor.
- Providing a one-year warranty on all labor and equipment.
- Tracking and reporting on program activity as requested by the Program Manager, including, but not limited to:
 - Inventory of equipment replaced, including quantity, type, location, and hours of use;
 - Estimates of energy (kWh &/or therms) and demand (kW) savings and total project costs;
 - Installation schedules; and
 - Coordinating the proper disposal of all removed equipment.
 - Delivery Methods

The Direct Install Program will be managed by the Program Manager and will be delivered by a competitively selected pool of contractors and equipment suppliers (vendors). The Program will be available to eligible commercial and industrial customers statewide. (Note that, as indicated in

the General Overview section for the C&I Energy Efficiency Programs in this Compliance Filing, existing facilities must be contributors to the SBC to be eligible.)

For material pricing (vendors), the Program Manager will reserve the right to renegotiate and/or rebid pricing annually. For installation pricing (contractors), the Program Manger will provide a 2-year contract with an optional 1-year extension, and it will reserve the right to renegotiate pricing at these trigger points, or rebid for these services.

Contractors will be informed when program changes are anticipated based on changes in market conditions and/or the strategic direction of the Program and adjustments will be made as needed during the term of their contract.

The Program Team will, as applicable, utilize its contractual rights, its common law rights, and the Contractor Remediation Procedures as necessary or appropriate to address significant performance or other problems.

Quality Control Provisions

Documented policies and procedures provide proper guidelines to ensure consistency in the processing and quality control for all Direct Install Program participants. All applications are reviewed upon receipt to verify adherence to eligibility requirements. Applicant eligibility information is verified, along with all technical information in support of energy efficient measure qualification and incentive calculation. Applicant supplied information and Program Manager performed incentive calculations are entered into the database, and files are created for all documents and ongoing project correspondence. A sample of applications will be selected for quality control file review and site inspections.

The TRC Team will utilize the Contractor Remediation Procedures as necessary or appropriate to address significant performance or other problems.

Distributed Energy Resources

General Overview

New Jersey's Clean Energy Program promotes several categories of Distributed Energy Resources (DER) to assist in increasing market activities that will increase overall combined electricity delivery system efficiency, reduce overall system peak demand, further the use of emerging and renewable technologies, reduce emissions, and provide cost-effective reliability solutions for New Jersey while supporting the State's Energy Master Plan.

Combined Heat and Power - Fuel Cell

Program Purpose, Strategy, and Description

This NJCEP Combined Heat and Power – Fuel Cell (CHP-FC) Program offers incentives for Combined Heat and Power and Fuel Cell projects.

For the purposes of this Program, Combined Heat and Power is defined as follows:

- **Combined Heat and Power (CHP)**
Combined heat and power (CHP), also known as cogeneration, is the production of electricity and useful thermal energy from a single source fuel. Useful thermal energy means energy in the form of direct heat, steam, hot water, or other thermal form that is used for heating, cooling, humidity control, process use, or other valid thermal end-use energy requirements; and for which fuel or electricity would otherwise be consumed. Bio-power and partial bio-power projects that meet these criteria are considered to be CHP projects for Program purposes.

Waste Heat to Power projects that comply with the following definition are treated as CHP projects by the Program:

- **Waste Heat to Power (WHP)**
Waste heat to power (WHP) is the process of capturing waste heat discharged as a byproduct of an industrial process and using that heat to generate power. In this configuration, a source fuel is first used to provide thermal energy to meet load requirements of a process or system (i.e. not deliberately creating excess thermal energy for the purpose of electricity generation). The byproduct of this process is heat that would otherwise be wasted to the atmosphere. The waste heat is then repurposed to produce electricity, as opposed to directly consuming additional fuel for this purpose.

For the purposes of this Program, Fuel Cells are not considered to be WHP or CHP.

Projects meeting the definitions of either CHP or WHP above are collectively referred to as CHP projects in the remainder of this Compliance Filing.

For the purposes of this Program, Fuel Cell is defined as follows:

- **Fuel Cell (FC)**
Power plants that produce electricity through an electrochemical reaction with a fuel source.

FCs include both FCs that upon installation/construction/commissioning produce useful thermal energy, i.e., FCs with Heat Recovery (FCHR), and FCs that do not produce useful thermal energy upon installation/construction/commissioning, i.e., FCs without Heat Recovery or “all-electric” FCs (FCwoHR).

CHPs and FCs are all eligible for incentives through this Program as set forth in more detail below.

Target Market and Eligibility

This CHP-FC Program is open to all New Jersey commercial and industrial utility customers paying into the Societal Benefits Fund. Applications are reviewed and funds are committed on a

first come, first serve basis provided all program requirements are met. CHP-FC systems that receive funding from the Energy Resiliency Bank will not be eligible for incentives through NJCEP.

Equipment Eligibility

Natural gas, hydrogen, biogas, and mixed fuel (e.g. natural gas and biogas) CHP-FC equipment, as well as FC equipment using any fuel, that is installed on the customer side of the utility meter is eligible for incentives. 100% renewable fueled projects, including biogas and landfill gas-fueled projects that meet CHP-FC Program criteria, are also eligible to receive incentives.

To qualify for incentives, CHP and FC projects must meet all the following eligibility criteria:

- Equipment must be new, commercially available, and permanently installed. (Expansion of an existing system with new equipment is also eligible, however, only the incremental expansion would be eligible for incentives.)
- To qualify for incentives, systems must operate a minimum of 5,000 full load equivalent hours per year (i.e. run at least 5,000 hours per year at full rated KW output). Board Staff may grant exceptions to the minimum operating hours requirement for Critical Facilities (as identified in the CHP Incentives section of this Compliance Filing), provided the proposed system operates a minimum of 3,500 full load equivalent hours per year and has islanding capability.
- All projects are subject to ten (10) year warranty requirements. Notwithstanding the foregoing, public entities that are prohibited from entering into agreements for the full ten (10) years may comply with the 10-year requirement by: (a) providing an agreement for the longest lawful term, (b) committing the entity to purchase an agreement for the remaining years, and (c) either (i) providing the vendor's commitment for specific pricing for those remaining years, or (ii) assuming the pricing for the remaining years will increase by 2.5% each year (e.g., for the purpose of calculating a payback period).
- Each project must pass a project-level cost-effectiveness analysis demonstrating the simple project payback period, including any federal tax benefits and the Program incentive. Systems installed in Critical Facilities must not exceed a payback period of 20 years, systems fueled by a Class 1 renewable source must not exceed a payback period of 25 years, and all other systems must not exceed a payback period of 10 years.
- All project submissions must contain specific cost data for providing the unit with blackstart/islanding capability, regardless of whether or not the project will have that capability.
- System must be sized to meet all or a portion of the customer's on-site load, not to exceed 100% of most recent historical annual consumption or peak demand. For all projects, any surplus power that may become available during the course of a given year may be sold to PJM. Any system fueled by a Class 1 renewable source is exempted from this program requirement, provided the system is sized to match the Class 1 renewable fuel produced on-site.
- Installations of multiple systems planned for the same site within a 12-month period must be combined into a single project.

To qualify for incentives, CHP projects must also meet all the following eligibility criteria:

- The CHP system must achieve an annual system efficiency of at least 60% (Higher Heating Value – HHV), based on total energy input and total utilized energy output. Mechanical energy may be included in the efficiency evaluation.
- Waste heat utilization systems or other mechanical recovery systems are required for CHP projects. New electric generation equipment which captures waste heat or energy from existing systems is also allowed.

To qualify for incentives, FC projects must also meet all the following eligibility criteria:

- FC systems must achieve an annual electric system efficiency of at least 40% (HHV) based on Net Useful Electric Power plus Net Useful Thermal Production (if any) divided by the Total Fuel Input at HHV.

Third party ownership (or leased equipment), such as procured under Power Purchase Agreements, is permitted within the Program with the following provisions:

- In order to ensure the equipment remains on site and is in operation for the term of the agreement, a binding agreement is required between the parties. A copy of this agreement shall be provided to the Program Manager prior to commitment of incentives. The agreement should state that the equipment could be transferred to new owners should the property be sold or otherwise have a buyout provision such that the equipment remains on site and stays in operation. Only permanently installed equipment is eligible for incentives and this must be physically demonstrable, upon inspection, prior to receiving an incentive. This can be demonstrated by electrical, thermal and fuel connections in accordance with industry practices for permanently installed equipment and be secured to a permanent surface (e.g. foundation). Any indication of portability, including but not limited to temporary structures, quick disconnects, unsecured equipment, wheels, carrying handles, dolly, trailer or platform will deem the system ineligible.
- The customer/applicant will be allowed to sign over the incentive to the third-party owner. A valid project cost shall be demonstrated as part of the application in order to establish an appropriate incentive level.
- All other Program rules apply.

Not Eligible for CHP-FC Incentives

The following types of generating systems/equipment are not eligible for this CHP-FC Program:

- Used, refurbished, temporary, pilot, demonstration or portable equipment/systems.
- Back-Up Generators - systems intended for emergency or back-up generation purposes.
- Any system/equipment that uses diesel fuel, other types of oil, or coal for continuous operation.

Manufacturer Diversity

No more than 30% of the New Funding component of any FY's NJCEP Rebates, Grants and Other Direct Incentives budget for FCs may be used to fund FC projects substantially involving equipment from any single FC manufacturer. The 30% cap applicable will continue to apply to the \$5,000,000 NJCEP budget for FCs set on June 21, 2019.

Incentives

Incentives vary based on CHP-FC technology, fuel source, type, the presence or absence of heat recovery, project size and total project cost. Details on qualifying technologies and available incentives can be found in Appendix C.

Applicants will not be allowed to receive incentives for the installed generation equipment from other available SBC-funded programs or from the Energy Resilience Bank. CHP-FC projects will be evaluated on a per site basis and incentives awarded accordingly. Installations of multiple systems planned for the same site within a 12-month period must be combined into a single project. For the avoidance of doubt, if at any time prior to system installation and operation a project is cancelled or abandoned, the incentive funds paid to date must be promptly returned to NJCEP.

Quality Control Provisions

Quality control provisions are designed to assure that systems that receive incentives are operating as expected and providing the desired benefits to the State. All applications are reviewed upon receipt to verify adherence to eligibility requirements. Applicant eligibility information is verified, along with all technical information in support of energy efficient measure qualification and incentive calculation. Applicant supplied information and Program Administrator performed incentive calculations are entered into the database, and files are created for all documents and ongoing project correspondence.

The TRC Team will utilize the Contractor Remediation Procedures as necessary or appropriate to address significant performance or other problems.

Renewable Energy

Solar Renewable Energy Certificate Registration and Transition Incentive Programs

Program Purpose and Strategy Overview

New Jersey's solar policies and Renewable Portfolio Standards (RPS) were established through legislation and implemented through regulation and Board Order. NJCEP's Solar Renewable Energy Certificate (SREC) Registration Program (SRP) is designed to meet the goals and objectives of the regulations. In addition, in FY20, the Board proposed additional regulations establishing a solar Transition Incentive program (TI Program).

Program Description

SRECs are tradable certificates that represent the clean energy benefits of electricity generated from a solar electric system. Transition Renewable Energy Certificates (TRECs) are certificates that can be sold to the TREC Administrator at fixed prices determined by the Board. For each 1,000 kWh (1MWh) of electricity a solar electric system generates, an SREC, or TREC, is issued which can then be sold or traded separately from the power. The revenues from SREC/TREC sales or trades can make it more economically attractive for individuals and businesses to finance and invest in clean, emission-free solar power.

The SRP provides registration for solar renewable energy certificates (SRECs) and the TI Program provides registration for TRECs, in each case for solar projects, including behind-the-meter, community solar, and direct grid-supply projects connected to the New Jersey electric distribution system. The Generation Attribute Tracking System (GATS) operated by PJM Environmental Information Services is used for tracking and trading of SRECs and TRECs as well as Class I and Class II RECs.

In FY20, the focus of the SRP will be to support the goals and objectives of New Jersey's solar policies including the continued implementation of the TI Program and the anticipated solar Successor program which is under development by the Board.

Transition Incentive and Successor Programs

On May 23, 2018, the Clean Energy Act, L. 2018, c.17, codified at N.J.S.A. 48:3-51 to -87 (Act), became law. The Act, among other things, mandates that the Board close the SRP to new applications once it determines that 5.1% of the kilowatt-hours sold in the State have been generated by solar electric power generators connected to the distribution system (Milestone). The Board determined that this milestone date was reached on April 30, 2020.

The Act also directed the Board to modify or replace the SRP with a new program to encourage the continued efficient and orderly development of solar generating sources throughout the State (Successor Program). Through several Orders and other means, the Board and its Staff have established a Transition Incentive Program (TI Program) to provide a bridge between the legacy SREC Registration Program and the Successor Program. The TI Program will remain open until the adoption of a Successor Program. TRC is working closely with the Board and its Staff to implement the foregoing.

FY20 Program Changes

The Board and its Staff have undertaken various activities to implement the Clean Energy Act. Those activities include various proceedings regarding the solar transition required by the Act. See also the discussion under *Transition Incentive and Successor Programs* below. In FY20, TRC will coordinate with Board Staff to wind down and close out the SRP, continue to implement the TI Program, and develop and possibly implement the Successor programs described elsewhere in this section of this Compliance Filing.

Target Markets and Eligibility

Eligible solar technology is defined as a system that utilizes semi-conductor technologies to produce electricity directly from sunlight. All systems must meet program requirements regarding equipment certification, proper installation practices and compliance with program procedures and processes. Solar PV systems connected to the electric distribution system serving New Jersey can participate in New Jersey's SRP or TI Program as applicable.

Offerings and Customer Incentives

The New Jersey SRP and TI Program provide a means for solar electric generation facilities to access the SREC/TREC market, for SRECs/TRECs to be created and verified to allow them to be sold or traded. Solar generating facilities that are interconnected with the electric distribution system in New Jersey and that meet all applicable rule requirements as well as all SRP/TI Program requirements will be eligible to generate NJ SRECs/TRECs upon successful completion of all requirements. The rules governing these programs may be referenced at N.J.A.C. 14:8-2, applicable NJBPU Orders, and/or the NJCEP website. Program guidelines will continue to conform to these rules and will be modified as required to reflect any changes to the rules as they become effective.

In addition:

1. The following two web-based application portals will be open:
 - a. An SRP registration portal for projects that remain eligible for SRECS to complete the registration process in SRP; and
 - b. A TI Program application portal for new applications submitted in TI Program that are eligible for TRECs
2. The Program Manager will prepare monthly reports identifying program results and trends
3. TRC will continue to administer the SRP and TI Program consistent with the Board Orders.

Planned Program Implementation Activities for FY20

The Renewable Energy Programs will have the following areas of focus in FY20:

1. Sustain the growth of New Jersey's solar markets, while communicating accurate and objective information on market development activity.
2. Monitor legislative and policy developments, inform the market of key outstanding questions and decisions (e.g. new RPS levels, net metering, etc.) and translate new policies into program operational procedures as required.

3. Work with the Board and its staff to consider, develop, and implement possible programmatic changes, including those described below and otherwise implementing the Act.

The Successor Program is being developed by the Board and its Staff with input from stakeholders and the public.

Quality Control / Quality Assurance Provisions

All renewable energy systems facilitated through the SRP and TI Program must be installed in accordance with program equipment requirements, program performance requirements, manufacturer specifications, and provisions of the National Electrical Code (NEC). The Installer is also required to meet Programs' contractor license requirements.

Quality Control (QC) serves as a check to ensure specific parameters of a renewable energy installation have been achieved. Quality Assurance (QA) defines processes that ensure quality standards using efficient and cost-effective mechanisms.

The QA protocol requires diligence on the part of the "in-office" processing team to ensure the "Final As-Built" project information submitted as part of the final application paperwork is complete, correct and in compliance with all program requirements. This review process is critical for the success of the QA function, which complements the on-site QC inspection process to ensure program compliance.

On-site verifications will be conducted for a pre-determined percentage of the Programs projects. An on-site verification will be performed for all grid-supply projects, behind the meter projects with a capacity greater than 500 kW, community solar, and add-on systems that add additional capacity or unique installations. The Program Manager may also conduct on-site verifications upon written request from the Board Staff or PJM-GATS to verify the cause for high meter reads or system production reading anomalies and submit written explanation of the findings to the Board Staff and PJM-GATS.

A pre-determined percentage of the projects that receive an inspection waiver will be randomly selected for a more in-depth paperwork review. The Program Manager reserves the right to request additional information, including PV watts, shading analysis, photos, etc.

The TRC Team will utilize the Contractor Remediation Procedures as necessary or appropriate to address significant performance or other problems.

Goals and Renewable Generation

The SRP and TI Program do not have specific program goals in terms of the number of participants or capacity or quantity of solar electric generating systems installed. However, the Programs do support the goals outlined in New Jersey's Renewable Portfolio Standards.

State Energy Program

Limited funding may be available from the U.S. Department of Energy for a State Energy Program (SEP) grant which would allow fuel oil, propane, and municipal and cooperative electric utility customers (in other words, customers of non-investor owned electric and gas utilities) to participate in select NJCEP programs. Absent this supplemental funding, these customers are not eligible for NJCEP funding since they do not pay into the SBC. If available, funds will be provided on a first come, first-served basis.

Other than expiration dates related to the availability of SEP funds, existing program guidelines and rules related to NJCEP programs will apply. The Program Manager will process applications and provide general support for these initiatives, and the fees associated with administering the participation of these customers and processing these applications will be paid with NJCEP funds. Currently, SEP funding is expected to be available for the following programs:

- Residential Gas and Electric HVAC Program; and
- Home Performance with ENERGY STAR; and
- C&I Direct Install.

Outreach Plan

Executive Summary

This Outreach Plan (Plan) supports *New Jersey's Clean Energy Program's*TM (NJCEP's) broad range of incentive programs through the work of the TRC Outreach Team. This Plan highlights the tactics that the Outreach Team will use to raise awareness of these programs, educate potential program applicants, contractors, and stakeholders about the programs, and prepare those groups for the new initiatives that will launch in FY20.

Newly added tactics for FY20 support the priorities and focus areas of the Board of Public Utilities (BPU) and include:

- Addressing underserved customers and communities,
- Preparing the market for new and enhanced programs,
- Focusing on community organizations, and
- Enhancing the social media presence of NJCEP.

In addition to these new actions, improvements have been made to the existing Outreach tactics after gauging the market's interest and measuring success in FY19. The Outreach Team will continuously monitor success and make adjustments to tactics and actions as needed.

New reporting and updated metrics in FY20 will allow the BPU to review the Outreach Team's Key Performance Indicators (KPIs) in a more visual format, utilizing dashboards and mapping tools. Reporting will be expanded in FY20 to include more event photos, more event follow-up, and an ongoing feed of success stories and good news for the NJCEP social media outlets.

Background

During FY19, the Outreach Team expanded to better support the programs and engage with stakeholders as we prepared to make changes to the programs. This expansion had a positive impact on energy savings, trade ally recruitment, BPU Commissioner involvement, and audit program participation. This FY20 Outreach Plan incorporates lessons learned from past years to focus on tactics that increase engagement and energy savings over FY19.

Highlights from FY19:

- Outreach activities took place in all 21 counties of New Jersey in FY19.
- Both Residential and Commercial/Industrial sectors surpassed their annual energy savings goals by the third quarter of FY19.
- Trade ally recruitment increased by 38%.
- We exhibited at over 75 events across the state and engaged with over 3,000 participants (as of April 2019).
- The percentage of LGEA projects that moved on to participate in NJCEP incentive programs increased from 23% to 30%.
- The percentage of new WARM/COOLAdvantage applications increased 57% compared to FY18 (as of April 2019).
- All BPU Commissioners attended at least one Local Government Energy Audit (LGEA) Exit Meeting presentation.
- Working with NJIT, we developed new program-related informational videos and educational content for the Clean Energy Learning Center.
- We began developing content for BPU social medial feeds.
- We began using GIS as a tool to map outreach opportunities and track results.



Commissioner Chivukula and team at the Highland Park Borough LGEA Exit Meeting



The Outreach Team promotes NJCEP programs at the New Jersey Home Show

Outreach Goals

The Outreach Team supports the goals of the NJ Clean Energy Program as well as those of the BPU and the Administration, including:

- ***Support the Administration's goal of 100% renewable by 2050*** – As the State moves toward this aggressive goal, energy efficiency programs will play a crucial role in reducing our reliance on fossil fuel.
- ***Promote new programs to customers, contractors and trade allies*** – Preparing the marketplace for the new programs and program enhancements will help facilitate the transition. We will work across all target markets to ensure they have the necessary information and training to fully engage in these new programs.
- ***Address underserved communities and customers*** – Work with the BPU, other state agencies, and community organizations towards ensuring all customers have an equal opportunity to learn about and use the programs.
- ***Enhance the NJCEP's presence on social media*** – Social media provides a powerful, inexpensive tool to deliver messages to all customers about program opportunities, successes, and events.
- ***Improve collaboration with BPU to reach to specific sectors and customers*** – Jointly develop outreach strategies for specific sectors to leverage contacts and expertise.

The tactics outlined in this plan are intended to support these goals, and the KPIs listed below, as well as others that will be included in monthly reports, will help us to track progress toward these goals.

Target Markets

NJCEP programs are available to every resident, business, local government and nonprofit entity in the State that is a customer of an Investor Owned Utility. Outreach efforts are intended to address this vast audience, which is comprised of a variety of markets. The tactics described within this plan are designed to address these target markets to increase the reach and success of NJCEP programs.

Table 6 Market Category Definitions

Market Category	Definition
Customer	Homeowners, Property Owners/Managers, Renters, Businesses, NPOs, State & Municipal Government Entities, Schools
Contractor	HVAC & Insulation Contractors, Plumbers, Remodelers, Electricians, P4P Partners, DI and HPwES BPI Contractors
Trade Ally	Builders, Architects, HERS Raters, Consultants, ESCOs, Engineers, Realtors, Manufacturers, Distributors, Retailers
Stakeholder	Community Organizations, Membership Organizations, Green Teams, State Agencies
Partner	Sustainable Jersey, NJ Institute of Technology, Utilities, EPA, DOE

Outreach Tactics

Tactics are how we achieve our goals. They are specific steps and action taken to support the outreach strategy and give structure to day-to-day activities. Most of the tactics employed in FY20 address the portfolio at large, while others are unique to particular markets and/or sectors as outlined below.

Portfolio – Wide Tactics

Portfolio-wide tactics are intended to support the overall Outreach goals and span both residential and commercial & industrial markets.

Address Underserved Customers and Communities

Ensuring that all residents and businesses have equal opportunity to learn about and utilize the programs offered by NJCEP will be a cornerstone of the outreach effort. Specific plans to identify and engage with residents and businesses in underserved communities will be developed and implemented. They will focus on coordination with community organizations, state agencies, and local government agencies, such as the NJDEP, NJHMFA, Environmental Justice Alliance, and Green Faith. Thirteen community organizations have been identified for FY20 outreach that overlap between UEZs and the HUD Approved Housing Counseling Agencies. These organizations and agencies will be contacted according to the plan below.

Action	Responsible	Timeline			
		1Q	2Q	3Q	4Q
Create plan including contact lists, conferences, events, and follow-up activities	TRC				
Collaborate on the plan created in the 1st quarter	TRC/BPU				
Execute plan	TRC				

Prepare the Market for Program Enhancements and New Programs

**NEW
in
FY20**

Throughout the fiscal year there will be numerous new programs and program enhancements offered, and the Outreach Team will play a critical role in preparing customers, contractors, trade allies and other stakeholders for these changes.

Program enhancements, which include increased incentives for eligible customers, will be implemented immediately in FY 20, while some new programs will be implemented in phases later during the year. Outreach related to enhanced incentives for those in Urban Enterprise Zones and Opportunity Zones will focus on identifying and contacting customers in those zones. Similarly, outreach related to the enhanced incentives for municipalities and schools will be targeted to those potential participants.

Preparation for the introduction of new programs will involve all market sectors. This effort will include:

- Development and delivery of training for contractors and customers
- Development and delivery of informational webinars

- Articles in newsletters
- Presentations at conferences and trade shows
- One-on-one customer engagement
- Website postings
- E-mail blasts
- Updating all presentations and materials

In addition, the Residential Team will also visit HVAC supply houses and leave program information, as well as a list of upcoming technical trainings, with supply house management. As a common practice, each Account Manager leaves their business card on all materials for follow up.

The Outreach Team will coordinate with BPU staff as it develops these plans and tools.

Action	Responsible	Timeline			
		1Q	2Q	3Q	4Q
Existing Homes program launch support*					
Development and delivery of training and informational webinars for contractors and customers	TRC/NJIT/BPU		TBD		
Update all presentations and materials	TRC/BPU		TBD		
Articles in newsletters, website postings, and e-mail blasts	TRC/BPU		TBD		
Presentations at conferences and trade shows	TRC			TBD	
One-on-one customer engagement	TRC			TBD	
C&I Buildings program launch support*					
Development and delivery of training and informational webinars for contractors and customers	TRC/NJIT/BPU		TBD		
Update all presentations and materials	TRC/BPU		TBD		
Articles in newsletters, website postings, and e-mail blasts	TRC/BPU		TBD		
Presentations at conferences and trade shows	TRC			TBD	
One-on-one customer engagement	TRC			TBD	
Support Food Pantry/Bank Lighting Initiative					
Articles in newsletters, website postings, and e-mail blasts	TRC/BPU				
One-on-one outreach to food pantry/bank locations about NJCEP applicable to their buildings	TRC				
Assist with BPU energy conference as requested*	TRC/BPU			TBD	

* Full details will be updated after the program launch date is finalized.

Focus on Community Organizations

**NEW
in
FY20**

FY20 will bring enhanced incentives for residents and businesses located within designated Urban Enterprise Zones (UEZs) and Opportunity Zones and may also be expanded to provide enhancements to other income-qualified residents.

To engage community organizations, the Outreach Team will work with state agencies such as NJ Department of Housing, NJ Housing and Mortgage Finance Agency, NJ Department of Community Affairs, and others to develop a comprehensive list of these organizations and specifically target community organizations that are located within UEZs and Opportunity Zones. Thirteen entities have already been identified for focused outreach in FY20. Initial activities will organize a stakeholder meeting with the community organizations to understand their ability to partner with us to deliver energy efficiency information and education to the communities they serve and, if there is such an ability, to discuss and determine how to best utilize it. This stakeholder meeting will be coordinated with the BPU.

Ongoing coordination with these groups will be a key component of the launch strategy for any new programs in FY20, including food bank programs and enhanced incentive programs for energy efficient equipment replacements.

Action	Responsible	Timeline			
		1Q	2Q	3Q	4Q
Work with state agencies to develop a comprehensive list of organizations and specifically target community organizations that are located within UEZs and Opportunity Zones	TRC/BPU				
Organize a stakeholder meeting with the community organizations to understand their ability to partner with us	TRC/BPU				
Dedicated Account Manager support for community organizations	TRC				

Enhance the Social Media Presence of NJCEP

**NEW
in
FY20**

Social media creates a platform that all people in New Jersey can use. With low-cost, authentic, and accessible social media tools, NJCEP can utilize the social media content provided by the Outreach Team on various platforms and create growth opportunities on social media channels.

The Outreach Team will develop content from events, success stories, program facts, awards, and NJCEP staff profiles to create an awareness of NJCEP through a monthly submission of ten social media content suggestions for the BPU to review and post on its social media platforms. Mixed content submitted to the BPU will create a dialogue about who we are, what we do, and what inspires the NJCEP Team, so the users can connect with the posts.



This content, combined with the BPU’s posting of its other regular content, will create an authentic experience for the social media users. The clear and concise monthly content from the Outreach Team will provide consistency for an advantage with the social media algorithms to show the content on user feeds.

Action	Responsible	Timeline			
		1Q	2Q	3Q	4Q
Collaborate to create a social media tracking sheet	TRC/BPU				
Monthly submission of social media content	TRC/BPU				

Engage Contractors & Trade Allies

Contractors and trade allies have direct and influential contact with potential NJCEP customers. Cultivating those relationships by soliciting feedback from them about their needs and the needs of their customers, as well as their experience with the programs, can help us to continually improve the customer experience and program quality. How we work with these contractors and trade allies may differ between those that primarily serve C&I customers and those that serve residential customers. The goals, however, are the same -- to increase awareness and use of the programs and minimize lost opportunities.

The C&I Outreach Team will focus on improving the performance of mid-tier contractors to increase the number of applications they submit on behalf of customers and on looking for more specific opportunities to assist them in their ability to expand their business and close more sales. Tactics will include delivering webinars and trainings that focus on closing more energy efficiency projects and leveraging NJCEP programs effectively to encourage selection of more energy efficient equipment and more comprehensive scopes of work.

The Residential Outreach Team will continue to focus on maintaining and expanding the relationships with the HVAC industry, which involves visiting supply houses, and working with manufacturers to meet key staff. The Team will continue to target HVAC contractors and will expand that further to insulation, plumbing, and remodeling contractors, emphasizing elements of the new Existing Homes Program. The Account Managers will continue to promote the programs at events, presentations, and trainings prioritized by the BPU and the Outreach Team.

The Residential Team will continue to transition contractors from paper applications to electronic applications to improve program operations. The Team will also continue to evaluate the number of incoming applications per contractor and will coach underperforming contractors to submit more accurate and timely submissions.

The new Existing Homes Program addresses historic barriers to contractor participation by allowing them to participate at the level that best fits their business -- identifying their “sweet spot” to be successful. For example, it may take a contractor one year or more before they become a participating Home Performance with ENERGYSTAR® (HPwES) contractor. There is a cost in obtaining the required Building Performance Institute (BPI) certified contractor status. A full week of training is required and the exam, which the contractor must pass, costs approximately \$1,455. There is an additional \$1,200 cost to become a BPI member. The new program will allow for easier participation depending on a contractor’s area of expertise.

The Team will also investigate the broader use of program branding with trade allies to increase awareness and enhance program legitimacy within the contractor market.

For both residential and C&I programs, the Account Managers will provide support to the trade allies within their assigned regions.

Additional efforts unique to the residential and commercial & industrial markets are identified below in the Program Focus sections of this plan.

Support Commissioner engagement

The BPU Commissioners have expressed interest in continuing to be involved in the promotion of the programs as well as a desire to experience some of the interactions that take place between NJCEP participants and program staff. These engagements may include stakeholder meetings, presentations to trade organizations, presentations to member organizations, panelist opportunities at trade shows, meetings with large energy use or key accounts, meetings with other state agencies, ribbon cutting ceremonies for completed projects, customer acknowledgments for milestones achieved, and LGEA audit and report presentation exit meetings.

Commissioner participation supports the NJCEP and demonstrates program enthusiasm across the BPU. Commissioners receive feedback directly from participants and stakeholders. In FY20 we will continue to identify speaking opportunities for Commissioners and look for opportunities to engage them with customers on a one-on-one basis.

One Outreach Account Manager will be assigned to supply the Commissioners and their staffs with a seamless speaking engagement experience. This concierge approach will support Commissioner events from beginning to end. The assigned Account Manager will work with the Commissioners' staffs to ensure they are well prepared for their event. This will involve supplying specific background details as defined by BPU speaking engagement templates, such as presentation type and length, event agenda, speaking time window, bulleted program data points, and post-event networking opportunities. The Outreach Team will also provide site support for the Commissioners and their staffs. Additional support requirements will be defined as required.



Coordinate with BPU Staff

Coordination with the Division of Clean Energy and Ombudsman's office is critical to ensure our messages are consistent, we are not duplicating efforts and we are documenting success and opportunities for additional communication and outreach. We will coordinate with the BPU staff to support and monitor cross-team outreach efforts to community organizations, healthcare facilities, multifamily markets, and state agencies.

Regular meetings and calls will continue. Project/program-focused teams will be established to address specific events, for example the launch of a new program. We will continue to work on developing processes for more effectively sharing calendars and presentation content.

Partner with Sustainable Jersey

In FY20, ongoing coordination with Sustainable Jersey will build upon the successes and lessons learned in FY19. Our efforts will include:

- Working with the nine Regional Hubs that bring together the Green Team representatives from all the participating towns in that region to share information about the programs and

develop coordinated plans to implement actions and measure success. In FY19, we successfully worked with three of the Hubs, and we will engage with the remaining six in FY20.

- Participate in the Sustainable Jersey Energy Task Force Meetings to ensure that the Team provides input regarding any updates to Sustainable Jersey relating to NJCEP initiatives.
- Coordinate with Sustainable Jersey on the monthly conference calls and any inquiries they receive regarding NJCEP.

Coordinate with Investor Owned Utilities

Collaboration with the state's utilities is critical to providing customers with a clear and understandable path to undertaking energy efficiency projects and obtaining financial incentives to help mitigate the associated costs. An Outreach Account Manager has been assigned to each utility territory. The Managers will continue to build on those relationships and identify opportunities to co-promote program offerings and provide customer assistance.

Identify New Memberships and Partnerships

While we are currently active members in several organizations (NJ Apartment Association, Commerce and Industry Association of NJ, Shore Builders Association of Central NJ, Illuminating Engineering Society, Somerset County Business Partnership Chamber of Commerce, Morris County Chamber of Commerce, and Meadowlands Regional Chamber of Commerce), we will investigate new membership and partnership opportunities where we can leverage more speaking engagements and promotional options (e.g., newsletter articles, success stories). This will include:

- Having NJCEP presentation materials approved for continuing education credits with professional organizations such as Association of Energy Engineers, Architects Associations, etc.
- Joining or partnering with regional economic development associations, sector-specific organizations such as NAIOP, NJ Hospital Association, etc., and government agencies such as the U.S. Department of Energy.
- Actively participating in the Design Lights Consortium (DLC) and Consortium for Energy Efficiency (CEE) and any outreach or program committees that they offer.

Residential Program Focus

Residential Account Managers will continue to serve as an ongoing resource to contractors and builders to expand trade ally participation. They provide useful guidance, tools, and tips to navigate the process of becoming a participating trade ally, and they coach contractors to submit accurate applications. The Team will also continue to engage homeowners through speaking engagements and events, and it will expand that outreach to engaging community organizations and targeting UEZs in FY20.

Residential Outreach will continue to offer and promote cooperative (co-op) marketing, which serves as an incentive to becoming a participating trade ally. This supportive platform helps contractors target homeowners by drawing the homeowners to their companies and to the respective NJCEP programs they serve. Contractors and builders are eligible for up to 50%

reimbursement of the cost of BPU pre-approved advertising tactics. All advertising is reviewed and approved before it is issued to the public.

Explore Outreach Efforts to the Remodeling Industry

In FY19, the Team began working with the NJ National Association of the Remodeling Industry (NARI). Connections were made with remodelers regarding Home Performance with ENERGY STAR and Residential New Construction. In FY20, the Team anticipates launching a pilot to incorporate remodelers into the Existing Homes Program.

Consumer Education

Homeowners continue to be a target market for the residential EE programs. The Outreach Team will continue to target events such as home shows or those with a sustainability theme. These events have been successful in attracting the customers that we want to reach. The Team will also continue to look for speaking opportunities where we can reach larger audiences to present the programs. Additionally, the Team will continue to leverage and coordinate any speaking or event engagements with the BPU, utilities, Sustainable Jersey, and other partners.

The Team consistently interacts with state residents at events and speaking engagements. Due to concerns about personally identifiable information (PII), residents are generally reluctant to provide their personal details such as street address or name, which makes it difficult for the Team to track each resident to future applications. The Team will continue to track the past program participants and to request customer testimonials and success stories from them to feature on the website, on social media, or in the NJCEP newsletter.

Expand Builder Connections

The Residential New Construction Program will include additional incentives for raters, single-family and multi-single homes in FY20. To educate the marketplace regarding the program's benefits and incentives, the Team will further develop relationships with builders, architects and raters. The goal is to raise awareness of the program and encourage the building of ENERGY STAR[®] Certified Homes or Zero Energy Ready Homes. However, it is crucial that outreach efforts are complemented with marketing efforts to transform the marketplace to spark consumer demand for these highly energy efficient homes.

Community-based Organizational Outreach

To promote additional incentives for designated Urban Enterprise Zones (UEZs), the team will engage community-based organizations using the NJ Department of Housing and Urban Development (HUD) list, specifically targeting those organizations located in a UEZ. Results from the community-based organization focus group will shape the tools and approach needed to target these organizations.

C&I Program Focus

C&I Outreach will reflect the program designs for FY20 with an increased focus on working with customers in UEZ and Opportunity Zones. We will use our mapping tools to identify these customers and develop plans for communicating with them about the unique opportunities they will have to use the programs. Similarly, we will focus on local government entities and schools to promote the enhanced incentives available to them

As we prepare for the launch of the new programs, we will work with our contractor and partner networks to help them prepare for the transition. We will also continue the efforts initiated in FY19 to work with segments of the healthcare industry and data centers, both of which have tremendous energy savings potential. Building upon our success in FY19, we will also continue our focus on LGEA customers to aid and guide the implementation of measures recommended. Finally, we will continually explore new opportunities to promote the programs to C&I customers, contractors, and trade allies. We will also continue to provide high-level walk-through assessments to provide potential participants with the scale of the savings opportunity, educate potential participants about the benefits and costs of participation, and help identify the program path most-suited to each potential participant's needs and interests.

Sector Specific Support

The C&I Programs cover a variety of sectors. Some require customized support to assist them in navigating the programs and understanding their opportunities for energy savings. The Outreach Team will support these sectors through participation in relevant trade shows, membership association meetings, and other events. Additionally, the team will reach out to individual customers within these sectors to better understand their needs and offer assistance. The development of customized program literature and guides will be a component of this tactic in FY20. Sector specific support will be focused on small businesses, local governments and schools, health care, data centers, and wastewater treatment facilities.

Partner with County Improvement Authorities

While the roles of County Improvement Authorities vary from county to county depending on their enabling laws, they primarily support business retention and attraction for their respective territories. Some can provide financing and tax incentives, and most work closely with their municipalities to support local growth initiatives. Improvement authorities work closely with local chambers of commerce, rotary clubs, and business associations. They provide a platform to expose local government units and entities to programs that support their objectives. As we found in FY19, these organizations provide a valuable opportunity to promote the programs and identify potential projects. Account Managers will connect with the improvement authorities in their region and proactively seek opportunities to participate in meetings and events and to offer assistance to facilitate energy efficiency projects.

Assist LGEA Customers with Post-audit Implementation

The Local Government Energy Audit (LGEA) program provides beginning-to-end customer engagement by offering program participants with energy audits that include recommended energy efficiency measures and then by providing guidance and assistance in implementing those measures. The LGEA Exit Meeting explains the energy audit to the customer and introduces the Outreach Account Manager. The Account Manager provides the post-audit interaction with the customer to answer questions, review the findings of the audit reports, and review the applicable incentive programs.

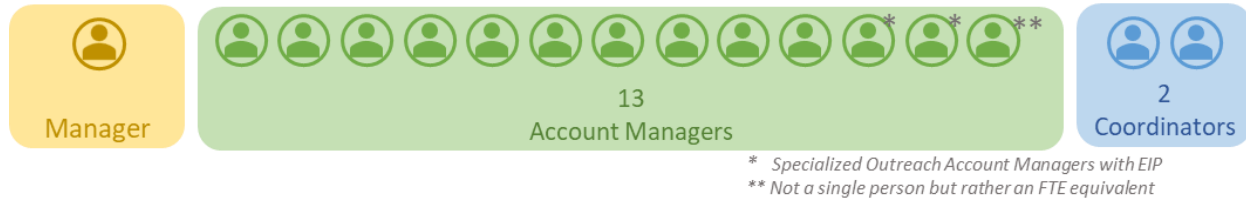
Through this enhanced post-audit assistance first implemented in FY19, LGEA customers increased their participation rate in other programs from 23% to 30% in the first three quarters of FY19. The decision-making process for LGEA customers can be influenced by member term limits, budgets, protocols, calendar restrictions, and other influences that, if not monitored, can

lead to missed opportunities for implementing the findings of the audit reports. Account Managers help to ensure the opportunities are realized by engaging LGEA customers through their decision-making process, maintaining project focus, and offering program assistance as needed. This successful post-audit assistance will continue in FY20.

Delivery

The Team

The Outreach Team is comprised of an Outreach Manager, Account Managers and Administrative Coordinators. This Team collaborates closely with BPU staff, and the market sectors identified above.



The Outreach Manager works with the BPU and the members of the Outreach Team to ensure that the tactics of this plan and the priorities of the Division of Clean Energy are accomplished. He or she ensures open communication between the Outreach Team and the BPU, as well as regular reporting on Key Performance Indicators and Outreach event follow-up.

Outreach Account Managers are the cornerstone of the Outreach Team. Account Managers tailor engagement to participant knowledge and expertise while sharing techniques and equipment knowledge best suited for each unique project. Account Managers cover different regions of New Jersey, and some Account Managers also have specialties that span regions such as working with commissioners, technical fields, or industry-specific coverage.

Many potential customers lie in designated UEZ and Opportunity Zones or are residents of low to moderate income housing. This plan broadens the distribution of program details to specifically include these segments of the market to create more comprehensive delivery of available incentives. Using this approach allows the Account Managers to build and strengthen local relationships by having a regular presence in the communities/territories/industries and a better understanding of the applicable customer bases and their unique needs.

The Administrative Coordinators play a key, office-based role in supporting Account Managers. Administrative Coordinators are a key communicator between professional organizations, event coordinators, the Outreach Team, and the BPU. The coordinators manage event logistics, supply literature and giveaways, and maintain our calendars of events and approvals. Their role also requires them to attend some events and presentations in support of Outreach Team activities.

Marketing Team Coordination

When program marketing begins, coordination on the development of measurable metrics will be established and data transfer processes will be implemented so that real time Outreach activities can be most effectively performed, and results measured. The Outreach Team will engage with the Marketing Team to ensure that any new automated marketing systems, customer measurement, and analysis platforms can be integrated to their fullest extent to provide the best returns on the combined efforts of Marketing and Outreach. The primary role of the Marketing Team is to provide the Outreach Team with qualified leads that will become Outreach opportunities. To that end, Outreach will work with the new marketing firm to establish clear criteria to ensure qualified leads are delivered to enhance Outreach.

As part of the wider effort to continue to promote NJCEP brand awareness in the interim, Outreach will provide the BPU communications office (and/or other BPU staff as may be directed by BPU staff) with pictures from events to further leverage attendance and champion programs through social media.

Key Performance Indicators and Reporting

Key Performance Indicators

Several key performance indicators (KPI) have been developed to track the progress of the Outreach Team. The KPIs below are a sample of the metrics collected and reported monthly. Detailed reports will be provided to staff regarding progress toward goals, monthly planning, and other outreach activity. Additional details are provided in the monthly reports that are sub-metrics of these KPIs, such as the number of people engaged at events and presentations and the number of LGEA applications attributed to Outreach. The Team will continue to work with staff to refine these reports.

Table 7: Key Performance Indicators (15 months)

Portfolio KPIs	Monthly Target	Annual Target
Application Attribution: # of applications received attributed to outreach	250	3,750
MWh Installed Energy Savings: Lifetime electric savings from completed applications attributed to outreach	43,910	658,650
Dth Installed Energy Savings: Lifetime energy savings from completed applications attributed to outreach	84,100	1,261,500
Meetings: One-on-one meetings with customers, contractors, trade allies, or stakeholders	125	1,875
Events: Events such as conferences and trade shows attended promoting NJCEP	15	225
Presentations: Presentations made at events (not included in the above events)	15	225
Social Media Support: Social media content delivered to the BPU such as good news stories or program metrics	10	150
Trade Allies Recruited: # of new residential trade allies recruited	66	990
LGEA Conversions: The % of entities that have completed an LGEA then applied to other NJCEP Programs for incentives and/or other assistance in implementing the audit's findings and recommendations.	40%	48%

Reporting

We use a variety of tools to help inform the BPU staff and Commissioners about outreach activities. New report formats have been developed with input from NJCEP staff; we will finalize and use them for FY20.

Geographic Reporting

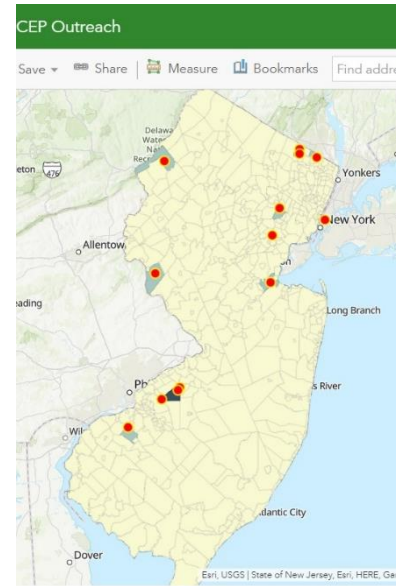
**NEW
in
FY20**

A new geographic information system (GIS) reporting platform is under development that will deliver real time data regarding Outreach Account Manager activity. This new application will synchronize with the existing CRM database. The application will allow Account Managers within a mobile application to enter their notes in real time and upload photos from their phones. This functionality is also available on desktop computers to enter, synchronize, or view the data.

BPU access will be provided to view one-page overviews of the events in real time, as well as maps of where different types of events are taking place around the state. This enhanced GIS application tool will provide a new level of regional visualization that will be used for internal planning and included in quarterly reports back to the BPU.

Enhanced Reporting Templates

The monthly reporting template will include program-level highlights and a graphical dashboard of KPIs on the first page. This first-page overview will give an entire program overview at a quick glance using streamlined graphics. Subsequent pages will contain the data details and breakdowns of overview data. KPIs will be clearly labeled and explained within the report so that anyone viewing the report will understand all parts of the report and how the data is classified. Quarterly reports will likewise be updated for consistency with the monthly reports. The monthly reporting template will be updated and submitted to the BPU staff for review and approval prior to FY20, so that it is ready for use at the start of the fiscal year.



*Sample Geographic
Outreach Tracking Output*

Rider A: Website

TRC will continue to host the New Jersey Clean Energy Program website.

A redesign of the website has been identified as a priority once the new Marketing Team is engaged and deployed. The Outreach Team will provide support to the Marketing Team as the site is developed, and it will continue to provide feedback from interactions with trade allies and the public. We expect an improved design will better reflect how customers and partners use the site, making it easier for them to find the most frequently-used documents, submit applications, and identify new content. The new website will not only provide a better user experience, but also provide Marketing and Outreach with logical points of engagement along the customer's journey through website analytics.

Rider B: Outreach Pass-Through Budget

The Outreach Pass-through budget includes support for activities such as memberships and expenses related to events, sponsorships, etc.

Examples of expenses that support our Outreach efforts may include the cost of booth space at a trade show, registration costs, sponsorship at a local chamber of commerce meeting, or printing of program collateral. All expenses are approved in advance by BPU staff.

Appendix A: Residential Incentives (including Enhancements)

Existing Homes: COOLAdvantage and WARMAdvantage Incentives

Table 8: COOLAdvantage Customer Incentives²⁷

Equipment ²⁸	Minimum Requirements	FY20 Incentive Amount per Unit
Central Air Conditioner- Tier 1	SEER \geq 16 EER \geq 13	\$300
Central Air Conditioner- Tier 2	SEER \geq 18 EER \geq 13	\$500
Central Air Source Heat Pump- Tier 1	SEER \geq 16 EER \geq 13 & HSPF \geq 10	\$600
Central Air Source Heat Pump- Tier 2	SEER \geq 18 EER \geq 13 & HSPF \geq 10	\$1,000
Mini-Split Air Conditioner	SEER \geq 20 EER \geq 12.5	\$500
Mini-Split Cold Climate Heat Pump- Single ductless indoor unit	SEER \geq 20 EER \geq 12 & HSPF \geq 12 with COP @5°F \geq 1.75 (at maximum capacity operation) Must meet all performance parameters and submit manufacturer's heat pump performance information for COP @ 5°F.	\$1,000
Mini-Split Cold Climate Heat Pump – Multi (\geq 2) or ducted indoor units or Air-to-Water Heat Pump with integrated domestic hot water.	SEER \geq 18 EER \geq 12 & HSPF \geq 10 & COP @5°F \geq 1.75 (at maximum capacity operation) Must meet all performance parameters and submit manufacturer's heat pump performance information for COP @ 5°F.	\$2,000
UEZ/AH/LMI Bonus		\$200/measure

²⁷ From AHRI directory, CEE-AHRI directory, manufacturer's specifications, or equivalent ENERGY STAR listing.

Table 9: WARMAdvantage Customer Incentives²⁹

Equipment ³⁰	Minimum Requirements	FY20 Incentive Amount per Unit
Gas Furnace – Tier 1	≥ 95% AFUE	\$250
Gas Furnace – Tier 2	≥ 97% AFUE	\$500
Oil Furnace	≥ 85% AFUE	\$250
Gas Boiler	≥ 90% AFUE	\$300
Oil Boiler	≥ 87% AFUE	\$300
Gas Storage Tank Water Heater, power vented	≤ 55 gallons 0.64 Uniform Energy Factor (UEF) >55 gallons 0.85 UEF	\$300
Gas Tankless On-demand Water Heater <2 gallons	0.90 UEF	\$300
Indirect-fired Storage Tank Water Heater	Installed with a newly installed qualifying gas or oil boiler above	\$200
Gas Combi- Boiler	≥ 90% AFUE boiler for space heating with integrated domestic hot water within one compact unit (combi-boiler)	\$700
Heat Pump Water Heater	2.0 UEF	\$750
UEZ/AH/LMI Bonus		\$200/measure

²⁹ From AHRI directory, CEE-AHRI directory, manufacturer’s specifications, or equivalent ENERGY STAR listing.

Existing Homes: Home Performance with ENERGY STAR Incentives

Table 10: HPwES Single-Family Incentives and Requirements

Incentive Tier	Requirements	Customer Incentive	Contractor Incentive
Tier 1	Energy audit only	No incentives	No incentives
Tier 2	<p>Estimated total energy savings from all work must total at least 5% but less than 20%.</p> <p>Must install attic air sealing.</p> <p>Must install a minimum 6-inches insulation upgrade in the accessible area of the attic if the existing insulation is <7-inches</p> <p>May also install water heater measures from the Eligible Measures List. Heating and A/C equipment is not eligible</p>	<p>Cash rebate of 50% of the costs of the measures used to calculate TES up to \$2,000.</p> <p>0% financing up to \$5,000 where a utility financing offer is unavailable.</p>	<p>Upon satisfactory project completion, including meeting program guidelines for quality work and addressing health/safety issues, a \$500 production incentive will be paid to the contractor.</p>
Tier 3	<p>Level 1.</p> <p>Estimated total energy savings from all work must total at least 20% but less than 25%.</p> <p>Must install attic air sealing.</p> <p>Must install a minimum 6-inches insulation upgrade in the accessible area of the attic if the existing insulation is <7-inches.</p> <p>May include additional measures from the Eligible Measures List.</p>	<p>Cash rebate of 50% of the costs of the measures used to calculate TES up to \$3,000.</p> <p>Either 0% financing up to \$10,000 or 0.99% financing up to \$15,000, where a utility financing offer is unavailable.</p>	<p>Upon satisfactory project completion, including meeting program guidelines for quality work and addressing health/safety issues, a \$500 production incentive will be paid to the contractor.</p>

Incentive Tier	Requirements	Customer Incentive	Contractor Incentive
	<p>Level 2.</p> <p>Estimated total energy savings from all work must total at least 25%.</p> <p>Must install attic air sealing.</p> <p>Must install a minimum 6-inches insulation upgrade in the accessible area of the attic if the existing insulation is <7-inches.</p> <p>May include additional measures from the Eligible Measures List.</p>	<p>Cash rebate of 50% of the costs of the measures used to calculate TES up to \$4,000.</p> <p>Either 0% financing up to \$10,000 or 0.99% financing up to \$15,000, where a utility financing offer is unavailable.</p>	<p>Upon satisfactory project completion, including meeting program guidelines for quality work and addressing health/safety issues, a \$500 production incentive will be paid to the contractor.</p>

Table 11: HPwES Multifamily Incentives and Requirements

Incentive Tier	Requirements	Customer Incentive	Contractor Incentive
Tier 1	Energy audit only	No incentives	No incentives
Tier 2	<p>Estimated total energy savings from all work must total at least 5% but less than 15%.</p> <p>Must install attic air sealing.</p> <p>Must install a minimum 6-inches insulation upgrade in the accessible area of the attic if the existing insulation is <7-inches.</p> <p>May also install water heater measures from the Eligible Measures List Heating and A/C equipment is not eligible.</p>	<p>Cash rebate of 50% of the costs of the measures used to calculate TES up to \$500 per unit.</p>	<p>Upon satisfactory project completion, including meeting program guidelines for quality work and addressing health/safety issues, the contractor will be paid a \$50 production incentive per unit.</p>
Tier 3	<p>Level 1.</p> <p>Estimated total energy savings from all work must total at least 15% but less than 20%.</p> <p>Must install attic air sealing.</p> <p>Must install a minimum 6-inches insulation upgrade in the accessible area of the attic if the is existing insulation is <7-inches.</p> <p>May include additional measures from the Eligible Measures List.</p>	<p>Cash rebate of 50% of the costs of the measures used to calculate TES up to \$1,000 per unit.</p>	<p>Upon satisfactory project completion, including meeting program guidelines for quality work and addressing health/safety issues, the contractor will be paid a \$50 production incentive per unit.</p>

Incentive Tier	Requirements	Customer Incentive	Contractor Incentive
	<p>Level 2.</p> <p>Estimated total energy savings from all work must total at least 20%.</p> <p>Must install attic air sealing.</p> <p>Must install a minimum 6-inches insulation upgrade in the accessible area of the attic floor if the existing insulation is <7-inches.</p> <p>May include additional measures from the Eligible Measures List.</p>	<p>Cash rebate of 50% of the costs of the measures used to calculate TES up to \$1,500 per unit.</p>	<p>Upon satisfactory project completion, including meeting program guidelines for quality work and addressing health/safety issues, the contractor will be paid a \$50 production incentive per unit.</p>
UEZ/AH/LMI Bonus		<p>Additional \$500, \$750, \$1,000 for Tier 2, Tier 3-Level 1, and Tier 3-Level 2, respectively. Further, the applicable cap is 80%, not 50%, of the cost of the measures.</p>	

HPwES Incentives and Requirements Notes:

1. Customers replacing heating and/or central cooling systems who receive incentives for their new HVAC systems through the NJCEP HPwES Program may not apply for or receive additional incentives from the NJCEP *WARM/COOL* Advantage program.
2. Insulation installations must comply with the requirements detailed in the NJ HPwES Eligible Measures document. Where there is no existing attic insulation, must install R-49 attic insulation as prescribed by New Jersey code. Where attic flooring is installed with existing insulation <7 inches and the gap between the existing insulation and the flooring is >2 inches, insulation upgrade must be installed to fill the cavity. (To the degree there is any inconsistency between this note and the subject tables, this note shall control.)
3. NJ utilities may offer a 0% loan or on-bill repayment plan up to \$10,000 or 0.99% financing up to \$15,000 for Tier 3 projects and/or \$5,000 for Tier 2 projects to underwrite the non-rebated portion of the customer cost for HPwES projects in their service territories. NJCEP will offer a 0% financing up to \$10,000 or 0.99% financing up to \$15,000 for HPwES work for any participants where a utility loan or on-bill repayment program is not in place or in instances where a utility customer has been denied through the utility program.

4. NJ utilities may fund HPwES incentives for Tier 3 and/or Tier 2 projects in their service territories. NJCEP will continue to provide incentives for any project where a utility incentive program is not in place or does not cover the full incentive amount due as scheduled in the table above.
5. The Program Administrator and the Office of Clean Energy will continue to process and pay incentives from funds supplied by other sources as they may become available.
6. Appliances, lighting, doors, and windows are not eligible for Program incentives.
7. The measures used to calculate TES may also include health & safety measures and qualified accessories, as listed on the NJ HPwES Eligible Measures document, as a component to the installations of Eligible Measures.
8. Projects will continue to have expiration dates. The contractor will need to re-enroll projects to the program following the Auto Proceed process for projects not completed and submitted to the program prior to their expiration date, and will be eligible for the incentive levels available at the time of re-enrollment.
9. The Contractor production incentive will be eliminated if the project fails an initial quality control field inspection. In addition, the contractor will be locked out of the Auto Proceed process if project issues remain unresolved for more than 30-days from the time they are notified of the failed inspection. As soon as the issues are resolved, the contractor will be unlocked from the software. The elimination of the contractor incentive will not be applied to new contractors for their first ten inspections.
10. Incentives are payable only upon satisfactory project completion.
11. A NJ homeowner may apply for a second HPwES project at the same site (home/townhouse) only under the following conditions: 1) The contractor must perform a new audit based on the existing conditions of the home after the first completed HPwES project; and 2) The total incentives from both projects cannot exceed current HPwES incentives caps based on the second project's estimated total energy savings (TES). These rules only apply to a single homeowner for the length of the home ownership. A NJ homeowner may apply for a second HPwES project at a different site (home/townhouse).

Table 12: HPwES Pilot Components Incentives

Air Sealing and Insulation Pilot Component	The lesser of: <ol style="list-style-type: none"> 1. 50% of total project cost; or 2. \$500 for each of (a) air sealing and (b) installing any type of insulation.
Residential Direct Install Pilot Component	\$50 paid to the installation contractor; the energy efficiency measures would be provided and installed at no cost to the consumer

Residential New Construction

Table 13: Financial Incentives per Unit for ENERGY STAR Certified Homes, ENERGY STAR Multifamily New Construction, Zero Energy Ready Home, and Zero Energy Home + RE

	Single Home (i.e., 1 & 2 family)	Multi-Single (i.e., Townhouse)	Rater Incentive	Multifamily	MFHR
ENERGY STAR	\$1,000 + \$30/ MMBtu	\$500 + \$30/ MMBtu	N/A	\$500 + \$30/ MMBtu	\$500 + \$30/ MMBtu
ZERH	\$4,000 + \$30/ MMBtu	\$2,500 + \$30/ MMBtu	\$1,200 (single & multi- single only)	\$1,500 + \$30/ MMBtu	N/A
ZERH +RE	\$4,000 + \$30/MMBtu + \$2,000	\$2,500 + \$30/MMBtu + \$1,500	\$1,200 (single & multi- single only)	\$1,500 + \$30/MMBtu + \$750	N/A
UEZ/AH Bonus	+\$500 (add to any level above)	+\$500 (add to any level above)	N/A	N/A	N/A

Notes to the table immediately above:

- The above \$30/MMBTU is based on savings before any savings from Renewable Energy. MMBtu is the incremental annual MMBtu saved as compared to the calculated annual usage of the baseline, reference home defined by the applicable energy code, all as described in more detail in the RNC Incentives section of this Compliance Filing.
- This table is only for Dwelling Units and single-room occupancy (SRO) units. As relevant to this table, SROs are limited to buildings of less than five (5) units; buildings with five (5) or more SRO units may be eligible to participate in P4P or other C&I Programs
- New multifamily buildings having less than five (5) Dwelling Units are eligible for this RNC Program.

EEP: Lighting, Appliance, Consumer Electronics, and Showerhead Incentives

Table 14: Lighting Program Incentives

Product Type	Subtype	Maximum Per Bulb/Fixture Incentive
Standard LED	Standard Omni A-Line	\$3
Specialty LED	BR, Globe, PAR, R, Torpedo, Flame Tip, Other Decorative, 3-way	\$5
LED Fixture	Retrofit Kit, Portable, Hardwire	\$8

Table 15: Appliances and Consumer Electronics Incentives

Equipment	Incentive Tiers	Performance Criteria ³¹	FY20 Rebate	Rebate Type
Clothes Washer	Tier 1 (Aligned with ENERGY STAR V8.0)	Front Load - IMEF \geq 2.75, IWF \leq 3.7 Top Load - IMEF \geq 2.06, IWF \leq 4.3	\$50	Downstream
	Tier 2 (Aligned with CEE Tier 2)	IMEF \geq 2.92, IWF \leq 3.2	\$75	Downstream
Clothes Dryer	Tier 1 (Aligned with ENERGY STAR V1.1 Gas)	CEF \geq 3.48	\$100	Downstream
	Tier 1 (Aligned with ENERGY STAR V1.1 Electric)	CEF \geq 3.93		
	Tier 2 (Aligned with ENERGY STAR Most Efficient)	CEF \geq 4.30 for Standard Electric CEF \geq 3.80 for Gas	\$300	Downstream
Refrigerator	Tier 1 (Aligned with ENERGY STAR V5.0 =>7.75 cu ft.)	Baseline ENERGY STAR	\$50	Downstream
	Tier 2 (Aligned with CEE Tier 2 =>7.75 cu ft.)	15% over the measured Federal Minimum Efficiency Standard	\$75	Downstream
Advanced Power Strip	Tier 1	Provides standby power management	\$15 (Maximum)	Upstream
	Tier 2	Provides active power management	\$40 (Maximum)	Upstream
Air Purifiers	ENERGY STAR V1.2		\$50	Downstream
Dehumidifiers	ENERGY STAR V5.0		\$25	Downstream
Room ACs	ENERGY STAR V4.1		\$15	Downstream

Table 16: Showerhead Incentives

<i>Product Type</i>	<i>Subtype</i>	<i>Maximum Per Item Incentive</i>	<i>Rebate Type</i>
Showerhead	Fixed and Handheld	\$9	Upstream

³¹ Subject to change based on ENERGY STAR and CEE specifications.

Appendix B: Commercial and Industrial Incentives (including Enhancements) and General Rules

Extension Policies

Many programs include deadlines for submittal of information. For example, some programs require the submittal of a final application within six months or one year from the date of the letter approving the initial application. NJCEP provides for extensions of deadlines provided certain conditions are met. Program Managers in general are authorized to approve first and, in some cases, second, extensions. Additional standards/guidelines for approving extensions and/or reinstatements are set out in the Compliance Filings and in the Guidelines established for each program. The PA, with the approval of Board Staff, may approve up to two extensions, each of a length set by the PA with the approval of Board Staff, beyond the extensions the Program Managers are authorized to approve.

C&I / DER Incentive Caps

Incentive caps have been established to ensure that there is equitable access to the C&I, and DER programs for all qualifying customers. These caps have been established because of the potential scale of commercial/industrial projects, where a few extremely large projects could otherwise consume a significant share of the available budgets, leaving other customers unable to access project funding.

Notwithstanding the extension of FY20, all C&I / DER Incentive Caps (other than the manufacturer cap discussed in the CHP-FC section of this Compliance Filing) that are on a per or each fiscal year basis will reset on July 15, 2020 and will apply from July 15, 2020 through June 30, 2021. By way of example only, if a C&I Retrofit (SmartStart) participant had only an electric utility account and had been approved for \$500,000 in SmartStart incentives on May 15, 2020, the participant could apply and be approved for a second \$500,000 as early as July 15, 2020. If the second application is approved in August 2020, the applicant could not have a third application approved until July 1, 2021.

Program / Project Incentive Caps

C&I New Construction & Retrofit - \$500,000 per electric account and \$500,000 per natural gas account, per fiscal year. A customer is defined as a utility account.

Pay for Performance - The total of Incentives #1, #2, and #3 combined shall not exceed \$2,000,000 per project, assuming both electric and natural gas measures are recommended and implemented. Should only electric measures, or only gas measures, be recommended and implemented, then the total of Incentive #1, #2, and #3 combined shall not exceed \$1,000,000 per project. For the avoidance of doubt, the foregoing would place a \$1,000,000 per project cap on electric-only facilities. Entity caps also apply.

Large Energy Users Program – LEUP participants will be limited to the lesser of \$4 million per eligible entity per fiscal year, 90% of calculated NJ Clean Energy Program contribution, 75% of eligible project cost or \$0.33/kWh and \$3.75/Therm saved annually.

Local Government Energy Audit Program – LGEA participants will be held to a fiscal year entity cap of \$100,000 per entity, subject to the exceptions set forth in the specific LGEA Program Description in this document.

Direct Install – See the Direct Install, Program Offerings and Incentives section of this Compliance Filing.

Customer Tailored Energy Efficiency Pilot Program (CTEPPP) – CTEPPP participants will be held to an entity cap of \$250,000. The entity cap is based on the fiscal program year July 1 to June 30. Exceptions apply; see the specific program description in this document.

CHP-FC

See Appendix C.

C&I / DER Entity Incentive Caps

If an entity brings more than one project through NJCEP in any given FY, it will be held to an Entity Cap of \$4,000,000 (Entity Cap) for that FY, in addition to the other incentive caps described above. Each Program's and/or Path's milestones for determining when incentives count towards an Entity Cap for a given FY are as follows:

- Application approval - Retrofit, New Construction, Combined Heat and Power, Customer Tailored
- Energy Reduction Plan / Proposed Energy Reduction Plan approval - Pay for Performance / Pay for Performance New Construction
- Final Energy Efficiency Plan approval - Large Energy Users
- Fully executed Scopes of Work - Direct Install

Incentives under any NJCEP Commercial & Industrial and Distributed Energy Resources Program(s), except the Local Government Energy Audit Program, count toward the Entity Cap. An FY is a fiscal 12-month period from July 1 – June 30. Once the Entity Cap in a given FY has been reached, the earliest an entity may apply for subsequent incentive funding is July 1 of the next FY. For example, if an entity reaches its Entity Cap on March 15, 2019, it must wait until at least July 1, 2019, the first day of the FY, to apply.³²

In addition, Large Energy Users are subject to additional C&I / DER Entity Caps consisting of the lesser of:

- \$4,000,000; or
- 90% of total NJCEP fund contribution in previous year (i.e. from all entity facilities), provided, however, that an applicant may choose to bank and combine up to 2 consecutive years of total NJCEP fund contributions for the purpose of calculating its maximum incentive in a given FY, provided the applicant has not participated in LEUP in the FY immediately preceding the subject application. By way of example only, if a participant in FY19 contributed \$500,000, in FY20 contributed \$600,000, and in FY20 did not submit a

³² For FY20, these rules are altered by the special rules governing the extension of FY20 through September 30, 2020 set forth elsewhere in this Compliance Filing.

LEUP application, the applicant's maximum incentive for a project in FY21 would be no more than \$990,000 (.9 x (500,000 + 600,000)).

Total Cost Incentive Cap

In addition to the specific caps outlined above, no project shall receive incentives from one or more NJCEP programs and/or Board-approved utility programs in an amount that exceeds the total cost³³ of measures installed or performed.

Enhanced Incentive

An applicant will be eligible for an enhanced incentive equal to an additional 100% of the C&I Prescriptive (but not Custom) incentive values set forth in the tables below, subject to a cap of the applicant's cost for the project (material and labor), for a project that is installed at an existing building that meets either of the below criteria:

1. Is located within a designated UEZ or OZ. As used in this Compliance Filing, a UEZ is as identified on the New Jersey Department of Community Affairs website <https://www.nj.gov/njbusiness/financing/uez/> and an OZ is also as identified on NJDCA's website https://www.state.nj.us/dca/divisions/lps/opp_zones.html#where; or
2. Is Affordable Housing (AH). As used in this Compliance Filing, AH means any housing that an official document identifies as participating in a federal, state, or local affordable housing program, including, by way of example only, the New Jersey Department of Community Affairs listing of Affordable Housing available here <https://www.state.nj.us/dca/divisions/codes/publications/developments.html>, as well as official documents showing identification by the documents regarding New Jersey Housing and Mortgage Finance Agency, United States Low Income Housing Tax Credit (LIHTC), and United States Housing and Urban Development (HUD).; or
3. Is owned or operated by a public K-12 school or county or municipal entity.³⁴

Existing buildings that meet either of the above criteria, and the related enhanced incentives, are sometimes referred to as UEZ/AH/Public in this Compliance Filing.

For the avoidance of doubt, applicants must also follow all program rules as outlined in the Program Guide and application Terms and Conditions.

³³ Total cost is usually determined by reference to a sales invoice. It is not, for example, impacted by federal tax credits that will become available to the applicant on its next tax return or grants from sources other than NJCEP or Board-approved utility programs.

³⁴ Other sections of this Compliance Filing describe the Enhanced Incentives available for the DI and P4P EB Programs.

C&I New Construction and Retrofit Incentive Tables

Table 17: C&I Custom Measure Incentives

Custom Measure Incentives:	
Measures not covered by the prescriptive incentive tables	<p>Performance incentives of \$0.16/kWh and \$1.60/therm of first year savings, 50% of total installed project cost, or buy down to 1-year payback. Based on estimated savings - minimum of 75,000 kWh or 1,500 Therms saved annually required.</p> <p>Proposed projects must exceed ASHRAE 90.1-2013 by 2% where applicable. In cases where ASHRAE standards do not apply, the Program will require that custom measures exceed industry standards per the Consortium for Energy Efficiency (CEE), EPA ENERGY STAR, and/or others.</p> <p>Minimum savings requirements may be waived by the Program Manager on a case-by-case basis if project savings are within 10% of these minimum requirements. Projects with both electric and gas savings may be considered for incentives if either of the minimum savings requirements are met. Multiple smaller applications may not be grouped to meet minimum savings requirements.</p>

Table 18: C&I Chiller Incentives

Electric Chillers: FY20 Electric Chiller Efficiency and Incentive Structure
<p><i>Note A - The manufacturer's published chiller efficiency must be determined using the Air-Conditioning, Heating and Refrigeration Institute (AHRI) 550/590 test procedures and at the AHRI standard evaporator and condenser temperatures. If an applicant has a water-cooled centrifugal chiller that is designed to operate at other than the AHRI standard conditions the procedure in Standard 90.1-2013, Section 6.4.1.2.1 may be used by the applicant to adjust the manufacturer's published efficiency at non-AHRI conditions to the efficiency at AHRI standard conditions. The applicant will need to provide the manufacturer's non-AHRI ratings as well as the calculations for the chiller efficiency at AHRI conditions.</i></p> <p><i>Constant speed chillers will have to meet or exceed IPLV efficiency to qualify for the incentive program while the incentive will be based on the chillers performance relative to the full load efficiency. Conversely, variable speed chillers will have to meet or exceed the full load efficiency to qualify for the incentive program while the incentive will be based on the chillers performance relative to the IPLV efficiency.</i></p> <p><i>Electrically operated comfort cooling air-cooled and water-cooled chillers are eligible for incentives under the prescriptive path. Chillers for process cooling (e.g. manufacturing, data center, food storage or processing, et cetera) loads may apply for an incentive under the custom path.</i></p>

Capacity	Path A		Path B		Path A		Path B	
	Incentive Minimum Full Load kW/ton	Qualifying IPLV kW/ton	Qualifying Full Load kW/ton	Incentive Minimum IPLV kW/ton	Incentive Minimum Full Load EER	Qualifying IPLV EER	Qualifying Full Load EER	Incentive Minimum IPLV EER
Air Cooled								
tons < 150					10.30	13.70	9.70	16.12
tons > 150					10.30	14.00	9.70	16.42
Water Cooled Positive Displacement								
tons < 75	0.735	0.600	0.780	0.490				
75 < tons < 150	0.706	0.560	0.750	0.480				
150 < tons < 300	0.647	0.540	0.680	0.431				
300 < tons < 600	0.598	0.520	0.625	0.402				
tons > 600	0.549	0.500	0.585	0.372				
Water Cooled Centrifugal								
tons < 150	0.598	0.550	0.695	0.431				
150 < tons < 300	0.598	0.550	0.635	0.392				
300 < tons < 600	0.549	0.520	0.595	0.382				
400 < tons < 600	0.549	0.500	0.585	0.372				
tons > 600	0.549	0.500	0.585	0.372				

Type	Capacity	Existing Building				New Construction			
		Constant Speed		Variable Speed		Constant Speed		Variable Speed	
		Base \$/ton	Perf \$/ton	Base \$/ton	Perf \$/ton	Base \$/ton	Perf \$/ton	Base \$/ton	Perf \$/ton
AC	tons < 150	\$20.00	\$3.50	\$90.00	\$4.00	\$10.00	\$3.50	\$45.00	\$4.00
AC	tons ≥ 150	\$20.00	\$2.75	\$92.00	\$4.00	\$10.00	\$2.75	\$46.00	\$4.00
WC positive disp	tons < 75	\$13.00	\$2.25	\$40.00	\$2.50	\$6.50	\$2.25	\$20.00	\$2.50
WC positive disp	75 ≤ tons < 150	\$20.00	\$2.00	\$43.00	\$2.00	\$10.00	\$2.00	\$21.50	\$2.00
WC positive disp	150 ≤ tons < 300	\$17.00	\$2.00	\$43.00	\$2.00	\$8.50	\$2.00	\$21.50	\$2.00
WC positive disp	300 ≤ tons < 600	\$15.00	\$2.25	\$37.00	\$2.00	\$7.50	\$2.25	\$18.50	\$2.00
WC positive disp	tons ≥ 600	\$30.00	\$2.00	\$44.00	\$2.00	\$15.00	\$2.00	\$22.00	\$2.00
WC centrifugal	tons < 150	\$24.00	\$2.25	\$24.00	\$2.75	\$12.00	\$2.25	\$12.00	\$2.75
WC centrifugal	150 ≤ tons < 300	\$10.00	\$2.00	\$30.00	\$2.50	\$5.00	\$2.00	\$15.00	\$2.50
WC centrifugal	300 ≤ tons < 400	\$8.00	\$2.00	\$20.00	\$2.00	\$4.00	\$2.00	\$10.00	\$2.00
WC centrifugal	400 ≤ tons < 600	\$8.00	\$2.00	\$25.00	\$2.00	\$4.00	\$2.00	\$12.50	\$2.00
WC centrifugal	tons ≥ 600	\$8.00	\$2.00	\$25.00	\$2.00	\$4.00	\$2.00	\$12.50	\$2.00

Performance Incentives apply for each 0.1 EER above the Incentive Minimum EER or for each 0.01 kW/ton below the Incentive Minimum kW/ton.

Performance Incentives apply for each 0.1 EER above the Incentive Minimum EER or for each 0.01 kW/ton below the Incentive Minimum kW/ton.

For new construction projects operating under ASHRAE 90.1-2013 code, proposed equipment must exceed minimum program efficiency requirements for Path A (constant speed) IPLV and Path B (variable speed) Full Load.

Technology Classification	FY20 Incentive
Water Cooled Chillers	Incentive table revised to reflect New Construction and Existing Buildings separately shown above.
Air Cooled Chillers	Incentive table revised to reflect New Construction and Existing Buildings separately shown above.
Natural Gas Chillers:	
<i>For gas chillers, full load efficiencies are determined in accordance with A.H.R.I. 560, however, part load efficiencies are not rated.</i>	
Gas Absorption Chillers	≥1.1 full load or part load Coefficient of Performance (COP)
< 100 tons	Up to \$450 per ton
100 to 400 tons	Up to \$230 per ton
> 400 tons	Up to \$185 per ton
Gas Engine Driven Chillers	Treated under Custom measure path (≥1.1 full or part load COP)
Desiccant Systems	Up to \$1.00 per cfm (gas or electric)

Table 19: C&I Electric HVAC Incentives

Technology Classification		FY20 Incentive						
HVAC Systems:		<i>Please refer to tables below for HVAC minimum efficiency standards and incentives</i>						
SmartStart Equipment Type	Cooling Capacity tons	Incentive Tier	Existing Building and New Construction					Incentive \$/ton
			Minimum Qualifying Efficiency					
			SEER	HSPF	EER	IEER	COP	
Unitary HVAC Split System	< 5.4	1	14.0					\$92
Unitary HVAC Split System	< 5.4	2	16.0					\$105
Unitary HVAC Single Package	< 5.4	1	14.3					\$92
Unitary HVAC Single Package	< 5.4	2	16.0					\$103
Unitary HVAC Single Package or	≥ 5.4 and < 11.25	1			11.5	13.0		\$73
Unitary HVAC Single Package or	≥ 5.4 and < 11.25	2			12.5	14.0		\$79
Unitary HVAC Single Package or	> 11.25 and < 20	1			11.5	12.4		\$79
Unitary HVAC Single Package or	> 11.25 and < 20	2			12.0	14.0		\$89
Central DXAC	> 20 and < 63	1			10.5	11.6		\$79
Central DXAC	> 20 and < 63	2			11.0	12.5		\$85
Central DXAC	> 63	1			9.7	11.2		\$72
Central DXAC	> 63	2			10.0	12.0		\$77
Air Source HP Split System	< 5.4	1	14.3	8.4				\$92
Air Source HP Split System	< 5.4	2	15.5	8.5				\$100
Air Source HP Single Package	< 5.4	1	14.3	8.2				\$92
Air Source HP Single Package	< 5.4	2	15.5	8.5				\$100
Air Source HP Single Package or	≥ 5.4 and < 11.25	1			11.5	12.2	3.4	\$73
Air Source HP Single Package or	≥ 5.4 and < 11.25	2			12.1	12.8	3.5	\$77
Air Source HP Single Package or	> 11.25 and < 20	1			11.5	11.6	3.3	\$79
Air Source HP Single Package or	> 11.25 and < 20	2			11.7	15.0	3.3	\$82
Air Source HP Single Package or	> 20	1			9.5	10.5	3.2	\$79
Air Source HP Single Package or	> 20	2			9.7	12.0	3.2	\$82

SmartStart Equipment Type	Cooling Capacity Btu/hr	Incentive Tier	Existing Building			New Construction		
			Minimum Qualifying Efficiency		Incentive \$/ton	Minimum Qualifying Efficiency		Incentive \$/ton
			EER	COP		EER	COP	
PTAC	< 7,000	1	12.0		\$40	12.0		\$20
PTAC	> 7,000	1	12.0		\$40	12.0		\$20
PTAC	> 8,000	1	11.7		\$40	11.7		\$20
PTAC	> 9,000	1	11.4		\$40	11.4		\$20
PTAC	> 10,000	1	11.1		\$40	11.1		\$20
PTAC	> 11,000	1	10.8		\$40	10.8		\$20
PTAC	> 12,000	1	10.5		\$40	10.5		\$20
PTAC	> 13,000	1	10.2		\$40	10.2		\$20
PTAC	> 14,000	1	9.9		\$40	9.9		\$20
PTAC	> 15,000	1	9.6		\$40	9.6		\$20
PTHP	< 7,000	1	12.0	3.4	\$40	12.0	3.4	\$20
PTHP	> 7,000	1	12.0	3.4	\$40	12.0	3.4	\$20
PTHP	> 8,000	1	11.7	3.3	\$40	11.7	3.3	\$20
PTHP	> 9,000	1	11.4	3.3	\$40	11.4	3.3	\$20
PTHP	> 10,000	1	11.1	3.2	\$40	11.1	3.2	\$20
PTHP	> 11,000	1	10.8	3.2	\$40	10.8	3.2	\$20
PTHP	> 12,000	1	10.5	3.1	\$40	10.5	3.1	\$20
PTHP	> 13,000	1	10.2	3.1	\$40	10.2	3.1	\$20
PTHP	> 14,000	1	9.9	3.0	\$40	9.9	3.0	\$20
PTHP	> 15,000	1	9.6	3.0	\$40	9.6	3.0	\$20

SmartStart Equipment Type	Cooling Capacity tons	Incentive Tier	Existing Building			New Construction		
			Minimum Qualifying Efficiency		Incentive \$/ton	Minimum Qualifying Efficiency		Incentive \$/ton
			EER	COP		EER	COP	
Water Source Heat Pump	< 1.4	1	12.4	4.3	\$40	12.4	4.3	\$20
Water Source Heat Pump	< 1.4	2	14.0	4.8	\$45	14.0	4.8	\$23
Water Source Heat Pump	≥ 1.4 and < 5.4	1	13.3	4.3	\$60	13.3	4.3	\$30
Water Source Heat Pump	≥ 1.4 and < 5.4	2	15.0	4.5	\$68	15.0	4.5	\$34
Water Source Heat Pump	≥ 5.4 and < 11.25	1	13.3	4.3	\$80	13.3	4.3	\$40
Water Source Heat Pump	≥ 5.4 and < 11.25	2	15.0	4.5	\$90	15.0	4.5	\$45
SPVAC	< 5.4	1	10.2		\$45	10.2		\$10
SPVAC	< 5.4	2	10.7		\$47	10.7		\$12
SPVAC	≥ 5.4 and < 11.25	1	10.2		\$45	10.2		\$10
SPVAC	≥ 5.4 and < 11.25	2	10.7		\$47	10.7		\$12
SPVAC	≥ 11.25 and < 20	1	10.2		\$45	10.2		\$10
SPVAC	≥ 11.25 and < 20	2	10.7		\$47	10.7		\$12
SPVHP	< 5.4	1	10.2	3.1	\$45	10.2	3.1	\$10
SPVHP	< 5.4	2	10.7	3.2	\$47	10.7	3.2	\$12
SPVHP	≥ 5.4 and < 11.25	1	10.2	3.1	\$45	10.2	3.1	\$10
SPVHP	≥ 5.4 and < 11.25	2	10.7	3.2	\$47	10.7	3.2	\$12
SPVHP	≥ 11.25 and < 20	1	10.2	3.1	\$45	10.2	3.1	\$10
SPVHP	≥ 11.25 and < 20	2	10.7	3.2	\$47	10.7	3.2	\$12

SmartStart Equipment Type	Cooling Capacity tons	Incentive Tier	Existing Building			New Construction		
			Minimum Qualifying Efficiency		Incentive \$/ton	Minimum Qualifying Efficiency		Incentive \$/ton
			EER	COP		EER	COP	
Groundwater Source Heat Pump	< 11.25	1	18.4	3.7	\$80	18.4	3.7	\$40
Groundwater Source Heat Pump	< 11.25	2	22.0	3.9	\$96	22.0	3.9	\$48
Ground Source Heat Pump	< 11.25	1	14.4	3.2	\$80	14.4	3.2	\$40
Ground Source Heat Pump	< 11.25	2	18.0	3.6	\$100	18.0	3.6	\$50

Occupancy Controlled Thermostats for Hospitality / Institutional Facilities	Up to \$75/per occupancy-controlled thermostat
A/C Economizing Control	≤5 tons - \$85 >5 tons - \$170

Table 20: C&I Gas HVAC Incentives

Technology Classification		FY20 Incentive		
Gas Fired Boilers: FY20 Efficiency Levels				
Boiler Type	Size Category (MBh input)	Non-Condensing	Condensing Tier 1	Condensing Tier 2
Hot Water	< 300	85% AFUE	88% AFUE	93% AFUE
Hot Water	≥ 300 and ≤ 2,500	85% Et	88% Et	91% Et
Hot Water	> 2,500	85% Ec	88% Ec	93% Ec
Steam	< 300	82% AFUE	NA	NA
Steam, all except natural draft	≥ 300 and ≤ 2,500	81% Et	NA	NA
Steam, all except natural draft	> 2,500	81% Et	NA	NA
Steam, natural draft	≥ 300 and ≤ 2,500	79% Et	NA	NA
Steam, natural draft	> 2,500	79% Et	NA	NA
< 300 MBH		Hot Water Non-Condensing - \$0.95/MBH; Min \$400 Hot Water Condensing – Tier 1 - \$1.35/MBH, Tier 2 - \$2.00/MBH ; Min \$1,000 Steam Natural Draft - \$1.40/MBH; Min \$300 Steam Power Ventilation - \$1.40/MBH; Min \$400 Efficiency level defined by above table		
≥300 MBH - 1500 MBH		Hot Water Non-Condensing - \$1.75/MBH Hot Water Condensing – Tier 1 - \$2.00/MBH, Tier 2 - \$2.20/MBH ; Min \$1,000 Steam Natural Draft - \$1.00/MBH Steam Power Ventilation - \$1.20/MBH Efficiency level defined by above table		

Technology Classification	FY20 Incentive
> 1500 MBH - 2500 MBH	Hot Water Non-Condensing - \$1.50/MBH Hot Water Condensing – Tier 1 \$1.85/MBH, Tier 2 - \$2.20/MBH Steam Natural Draft - \$0.90/MBH Steam Power Ventilation - \$1.20/MBH Efficiency level defined by above table
> 2500 MBH – 4000 MBH	Hot Water Non-Condensing - \$1.30/MBH Hot Water Condensing – Tier 1 - \$1.55, Tier 2 - \$2.00/MBH Steam Natural Draft - \$0.70/MBH Steam Power Ventilation - \$1.00/MBH Efficiency level defined by above table
> 4000 MBH	Treated under Custom Measure Path
Boiler Economizer Controls	BTU - Incentive ≤800,000 - \$1,200 >800,000 - <1.6mil - \$1,500 ≥1.6mil - <3mil- \$1,800 ≥3mil - <3.5mil - \$2,100 ≥3.5mil - <4mil - \$2,400 ≥4mil - \$2,700

Technology Classification	FY20 Incentive
Gas Furnaces	
<p>AFUE to $\geq 95\%$ $\geq 2.0\%$ Fan Efficiency, ENERGY STAR qualified</p> <p>Gas Infrared Heating</p>	<p>Incentive up to \$400 per furnace</p> <p>Low Intensity Infrared Heater with Reflectors</p> <p>$\leq 100,000$ btu/hr. - \$500 per unit</p> <p>$> 100,000$ btu/hr. - \$300 per unit</p> <p>Indoor Only</p>
<p>Domestic Hot Water Pipe Wrap Insulation (All Building Types)</p>	<p>≤ 0.5" Diameter - \$1 per linear foot</p> <p>> 0.5" Diameter \$2 per linear foot</p>

Table 21: C&I Gas Water Heating Incentives

Technology Classification	FY20 Incentive			
Gas Fired Water Heating:	Gas Water Heater Type and Capacity	Minimum Efficiency	Incentive Rate	
	Gas-fired, Storage	$\leq 75,000$ Btu/h <i>(consumer)</i>	≥ 0.67 EF or ≥ 0.64 UEF	\$1.75/MBH
		≥ 0.87 EF or ≥ 0.81 UEF	\$3.50/MBH	
		$>75,000$ Btu/h and	$\geq 82\%$ Et or ≥ 0.64 UEF	\$1.75/MBH
		$\leq 105,000$ Btu/h <i>(residential duty commercial)</i>	$\geq 90\%$ Et or ≥ 0.85 UEF	\$3.50/MBH
		$>105,000$ Btu/h <i>(commercial)</i>	$\geq 82\%$ Et	\$1.75/MBH
		$\geq 92\%$ Et	\$3.50/MBH	
	Gas-fired, instant (tankless)	$< 200,000$ Btu/h <i>(consumer)</i>	$\geq 90\%$ Et or ≥ 0.82 EF or ≥ 0.81 UEF	\$300/tankless water heater
		$\geq 200,000$ Btu/h <i>(commercial)</i>	$\geq 90\%$ Et	\$300/tankless water heater
	Gas Fired Water Booster Heaters:			
≤ 100 MBH	Up to \$35 per MBH			
> 100 MBH	Up to \$17 per MBH			
Hot Water Controls:				
Low Flow Faucet Aerators All commercial building types	Tier 1 (1.5 GPM – EPA water Sense) - \$2/faucet Tier 2 (1 GPM or less) - \$4/faucet			
Low Flow Showerheads All commercial building types	Tier 1 (2 GPM – EPA water Sense) - \$10/showerhead Tier 2 (1.5 GPM or less) - \$15/showerhead			

Table 22: Variable Frequency Drives

Variable Frequency Drives			
		Motor Size (HP)	Incentive (\$)
VAV - Variable Air Volume HVAC System:	5 HP ≤ 50 HP		
CV - Constant Volume HVAC System:	0.5 HP ≤ 50 HP	0.5	\$50
T - Cooling Tower:	10 HP ≤ 50 HP	1	\$75
P - Chilled Water Pump:	20 HP ≤ 50 HP	2	\$100
A - Air Compressor:	25 HP ≤ 200 HP	3	\$200
BP - Boiler Feed Water Pump:	5 HP ≤ 50 HP	4	\$300
BF - Boiler Fan Motor:	5 HP ≤ 50 HP	5	\$900
K - Kitchen Hood:	0.5 HP ≤ 50 HP	7.5	\$1,000
• Controlled HP is the cumulative motor HP controlled by each VFD.		10	\$1,100
• Controlled HP less than the listed eligible values are ineligible for incentives.		15	\$1,200
		20	\$1,300
• Controlled HP more than the listed eligible values should use the C&I Custom program.		25	\$1,400
		30	\$1,500
• If the controlled HP falls in between the HP listed on the VFD incentive table, the incentive is based on the lower controlled HP listed.		40	\$2,500
		50	\$3,000
• For all VFD measure except air compressors, the maximum controlled threshold is 50HP. VFDs controlling more than 50HP, except related to air compressors, will be reviewed through the custom measure path.		60	\$3,500
		75	\$4,000
		100	\$5,000
• For new air compressors with VFDs, prescriptive incentives will be provided for units up to 200HP. VFDs controlling air compressor motors exceeding 200HP will be reviewed through the custom measure path.		200	\$7,000

Table 23: Motors

Technology Classification	FY20 Incentive
Fractional (< 1 HP) Electronic Commutated Motors (ECM)	Up to \$40 per ECM for replacement of existing shaded-pole motor in refrigerated/freezer cases New construction projects not eligible

Table 24: C&I Lighting Incentives

Technology Classification	FY20 Incentive
New Construction & Major Gut Renovation for Existing Buildings	
<p>New Construction and Major Gut Renovation - Performance Based Lighting incentives for indoor and outdoor installations (attached to building)</p>	<p>Lighting projects must exceed ASHRAE 90.1-2013 lighting power density (LPD) standards</p> <p>Eligible incentive is the lesser of \$30 per eligible fixture or \$1/Watt over the LPD baseline per qualified area</p> <p>Available for New Construction and Existing Buildings. Areas within existing building eligible only if existing lighting completely removed.</p> <p>New construction additions (add-ons) to an existing building are eligible</p>
Existing Buildings	
Prescriptive Lighting:	
<p>LED Prescriptive Lighting: For incentive eligibility, LED equipment must be listed on the current ENERGY STAR or Design Lights Consortium qualified products list. Incentives <u>will not</u> be provided for:</p> <ul style="list-style-type: none"> • LEDs replacing existing LED lamps/fixtures; • Installation of otherwise eligible screw-in/plug-in lighting measures that are (a) not hard-wired or not permanent (example - refrigerator, oven, floor/desk lamps) or (b) retail display lighting. 	
Technology Classification	FY20 Incentive
LED Lamp (Integral/Screw-In)	
G30, G40, PAR30, PAR40, R30, BR30, BR40	Up to \$3/lamp for Energy Star lamps
R14, R16, G16.5, G25, PAR16, PAR20, R20, BR20	Up to \$2/lamp for Energy Star lamps
All Other Energy Star Integral/Screw-in Lamp Types	Up to \$1/lamp for Energy Star lamps
LED 4-Pin- G24q- and GX24q-base Lamp	Up to \$5 per lamp when replacing a 4-Pin CFL with a 4-Pin LED

Technology Classification	FY20 Incentive
LED Refrigerated Case Lighting	Up to \$30 per 4' LED Fixture Up to \$42 per 5' LED fixture Up to \$65 per 6' LED fixture
LED Display Case Lighting	Incentive for replacement of fluorescent lighting system in medium or low temperature display cases. Technical requirements of this incentive are listed on the prescriptive lighting application. Up to \$30 per display case
LED Portable Desk Lamps	Up to \$5 per fixture
LED Portable Floor Lamp	Up to \$5 per fixture
LED Wall-wash Lights	Up to \$55 per fixture
LED Stairwell and Passageway Luminaires	Up to \$45 per fixture
LED Outdoor Pole/Arm-Mounted Area and Roadway Luminaires	Up to \$100 per fixture; new and retrofit
LED Outdoor Pole/Arm-Mounted Decorative Luminaires	Up to \$50 per fixture; new and retrofit
LED Outdoor Wall-Mounted Area Luminaires	Up to \$100 per fixture
LED Parking Garage Luminaires	Up to \$100 per fixture
LED Track or Mono-point Directional Lighting Fixtures	Up to \$30 per fixture
Large Outdoor Pole/Arm-Mounted Area and Roadway Retrofit	Up to \$150 per fixture
LED high-bay and Low-bay fixtures for C&I Buildings	Incentive based on new LED fixture wattage $\leq 125\text{W}$: Up to \$50 per fixture $>125\text{W}$ to $\leq 250\text{W}$: Up to \$75 per fixture $>250\text{W}$: Up to \$150 per fixture

Technology Classification	FY20 Incentive
LED High-bay Aisle Lighting	Incentive based on new LED fixture wattage $\leq 125\text{W}$: Up to \$50 per fixture $>125\text{W}$ to $\leq 250\text{W}$: Up to \$75 per fixture $>250\text{W}$: Up to \$150 per fixture
LED Mogul (E39) Screw-Base Replacements for HID Lamps	Incentive based on new LED lamp wattage $\leq 125\text{W}$: Up to \$50 per lamp $>125\text{W}$ to $\leq 250\text{W}$: Up to \$75 per lamp $>250\text{W}$: Up to \$150 per lamp
LED Bollard Fixtures	Up to \$50 per fixture
LED Linear Panels (Luminaires for Ambient Lighting of Interior Commercial Spaces)	Up to \$15 per fixture for 1x4, 2x2 (new and retrofit) Up to \$25 per fixture for 2x4 (new and retrofit)
LED Fuel Pump Canopy	Up to \$100 per fixture
LED Architectural Flood and Spot Luminaires	Up to \$75 per fixture
LED Linear Ambient Luminaires (Indirect, Indirect/Direct, Direct/Indirect, Direct)	Up to \$20 per 2' fixture Up to \$30 per 3' fixture Up to \$45 per 4' fixture Up to \$60 per 6' fixture Up to \$75 per 8' fixture
Retrofit Kit for LED Linear Ambient Luminaires (Indirect, Indirect/Direct, Direct/Indirect, Direct)	Up to \$15 per 2' fixture Up to \$15 per 4' fixture Up to \$25 per 8' fixture
LED Linear Lamps	Up to \$3 per 2' lamp Up to \$5 per 3', 4' linear and U-bend lamp Up to \$10 per 8' lamp
LED Bath Vanity	Up to \$5/fixture
LED Cove Mount	Up to \$5/fixture
LED Downlight Pendant	Up to \$5/fixture

Technology Classification	FY20 Incentive
LED Recessed Downlight	Up to \$5/fixture
LED Downlight Solid State Retrofit	Up to \$5/fixture
LED Downlight Surface Mount	Up to \$5/fixture
LED ENERGY STAR: Other	Up to \$5/fixture
LED Outdoor Porch Wall Mount	Up to \$5/fixture
LED ENERGY STAR Outdoor Post-Mount	Up to \$5/fixture
LED Porch (wall mounted)	Up to \$5/fixture
LED Torchiere	Up to \$5/fixture
LED Ceiling Mount	Up to \$5/fixture
LED Close to Ceiling Mount	Up to \$5/fixture
LED Decorative Pendant	Up to \$5/fixture
LED ENERGY STAR Security	Up to \$5/fixture
LED ENERGY STAR Wall Sconces	Up to \$5/fixture
LED Wrapped Lens	Up to \$5/fixture
LED Accent Light Line Voltage	Up to \$15/fixture
LED Linear Strip	Up to \$10/fixture
LED Under Cabinet	Up to \$10/fixture
LED categories and products qualified by ENERGY STAR or Design Lights Consortium not identified above as prescriptive will be considered for incentives through the Custom measure path.	

Table 25: C&I Lighting Controls Incentives

Technology Classification	FY20 Incentive
Lighting Controls:	Wireless and Hard-Wired Only
Occupancy Sensors (Turning fixtures off in Existing facilities only) (e.g. ceiling) Wall Mounted Remote Mounted	Up to \$20 per control Up to \$35 per control
Day Lighting Dimmers – All facilities LED Fixtures	\$45 per fixture controlled. New construction projects not eligible unless exceeding code requirement under ASHRAE 90.1-2013
Hi-Low Controls - All facilities: LED Fixtures	\$35 per fixture controlled New construction projects not eligible unless exceeding code requirement under ASHRAE 90.1-2013
Advanced Lighting Control Systems (ALCS)	Incentives will be provided through the Custom program. To be eligible, ALCS must be listed on the current Design Lights Consortium qualified products list.

Table 26: C&I Refrigeration Technology and Controls Incentives

Technology Classification	FY20 Incentive
Refrigeration Controls: <i>Door heater and electric defrost controls not eligible for new construction projects.</i>	
Door Heater Control	\$50 per control
Electric Defrost Control	\$50 per control
Novelty Cooler Shutoff	\$50 per control
Evaporator Fan Control	\$75 per control
Refrigeration Doors/Covers:	
Energy-Efficient Doors for open Refrigerated Doors/Covers	\$100 per door
Aluminum Night Curtains for Open Refrigerated Cases	\$3.50 per linear foot
Floating Head and Suction Controls:	
Floating Head Pressure Controls on Commercial Air-Cooled Refrigeration System	\$75 per ton; commercial facilities only
Floating Head Pressure Controls on Commercial Evap-Cooled Refrigeration System	\$75 per ton; commercial facilities only
Floating Head Pressure Controls on Process Evap-Cooled Refrigeration System	\$75 per ton; refrigerated warehouse only
Floating Suction Pressure Controls on Commercial Refrigeration System	\$50 per ton; commercial facilities only
Floating Suction Pressure Controls on Process Refrigeration System	\$50 per ton; refrigerated warehouse only

Table 27: C&I Food Service Incentives

Technology Classification	FY20 Incentive
Commercial Dishwashers: Equipment must be qualified by the current version* of ENERGY STAR or CEE ³⁵	
Under Counter	\$400 per unit
Door Type	\$700 per unit
Single Tank Conveyor	\$1,000 per unit
Multiple Tank Conveyor	\$1,500 per unit
<p>Commercial Combination Oven/Steamer (Electric): Equipment must be qualified by the current version of ENERGY STAR, CEE or ASTM criteria defined below.</p> <ul style="list-style-type: none"> ○ ASTM Criteria: <ul style="list-style-type: none"> ○ Must meet the idle energy rate requirements in the Electric Combination Oven/Steamer Table, utilizing American Society for Testing and Materials (ASTM) F2861. ○ Must have a cooking energy efficiency of 50 percent or greater in steam mode and 70 percent cooking energy efficiency or greater in convection mode, utilizing (ASTM) F2861. ○ Combination oven/steamer pan capacity based on the maximum capacity of full-size 2 1/2-inch deep hotel pans. This must be consistent with the number of pans used to meet the energy-efficiency qualifications per ASTM F2861. 	
Pan Capacity	
Less than 15 pans	
15-28 pans	\$1,000 per oven
Greater than 28 pans	

³⁵ Version in place at time of application submittal.

Technology Classification	FY20 Incentive
<p>Commercial Combination Oven/Steamer (Gas): Equipment must be qualified by the current version of ENERGY STAR, CEE or ASTM criteria defined below.</p> <ul style="list-style-type: none"> ○ ASTM Criteria: <ul style="list-style-type: none"> ○ Must have a cooking energy efficiency of 38 percent or greater in steam mode and 44 percent or greater in convection mode, utilizing ASTM F2861. ○ Must meet the idle energy rate requirements in the Gas Commercial Combination Oven/Steamer Table, utilizing ASTM F2861. ○ Combination oven/steamer pan capacity on based on the maximum capacity of full-size 2 1/2-inch deep hotel pans. This must be consistent with the number of pans used to meet the energy-efficiency qualifications per ASTM F2861. 	
<p>Pan Capacity</p> <p>Less than 15 pans</p> <p>15-28 pans</p> <p>Greater than 28 pans</p>	<p>\$750 per oven</p>
<p>Commercial Convection Oven (Electric): Equipment must be qualified by the current version of ENERGY STAR, CEE or ASTM criteria defined below.</p> <ul style="list-style-type: none"> ○ ASTM Criteria: <ul style="list-style-type: none"> ○ Must have a tested heavy load (potato) cooking energy efficiency of 70 percent or more, utilizing ASTM F1496. ○ Full-size electric ovens must have a tested idle energy rate of 1.6 kW or less, utilizing ASTM F1496. ○ Half-size electric ovens must have a tested idle energy rate of 1.0 kW or less, utilizing ASTM F1496. 	
<p>Commercial Convection Oven (Electric)</p>	<p>\$350 per oven</p>
<p>Commercial Convection Oven (Gas): Equipment must be qualified by the current version of ENERGY STAR, CEE or ASTM criteria defined below.</p> <ul style="list-style-type: none"> ○ ASTM Criteria: <ul style="list-style-type: none"> ○ Must have a tested heavy load (potato) cooking energy efficiency of 44 percent or greater and an idle energy rate of 13,000 Btu/h or less, utilizing ASTM F1496. 	
<p>Commercial Convection Oven (Gas)</p>	<p>\$500 per oven</p>

Technology Classification	FY20 Incentive
<p>Commercial Rack Oven (Gas): Equipment must be qualified by the current version of ENERGY STAR, CEE or ASTM criteria defined below.</p> <ul style="list-style-type: none"> ○ ASTM Criteria: <ul style="list-style-type: none"> ○ Must have a tested baking energy efficiency of 50 percent or greater, utilizing ASTM F2093. 	
<p>Commercial Rack Oven Single (Gas)</p> <p>Commercial Rack Oven Double (Gas)</p>	<p>\$1,000 per single oven</p> <p>\$2,000 per double oven</p>
<p>Commercial Conveyor Oven (Gas): Equipment must be qualified by the current version of ENERGY STAR, CEE or ASTM criteria defined below.</p> <ul style="list-style-type: none"> ○ ASTM Criteria: <ul style="list-style-type: none"> ○ Must have a tested baking energy efficiency of 42 percent or greater, utilizing ASTM F1817. ○ Small conveyor ovens with total conveyor width 25 inches or less must have a tested idle energy rate that is 29,000 Btu/h or less, utilizing ASTM F1817. ○ Large conveyor ovens with total conveyor width greater than 25 inches must have a tested idle energy rate that is 57,000 Btu/h or less, utilizing ASTM F1817. ○ Multiple-deck oven configurations are paid per qualifying oven deck. 	
<p>Commercial Conveyor Oven – Small (Conveyor width 25in. or less, Gas)</p> <p>Commercial Conveyor Oven – Large (Conveyor width greater than 25in., Gas)</p>	<p>\$500 per deck</p> <p>\$750 per deck</p>
<p>Commercial Fryer (Electric): Equipment must be qualified by the current version of ENERGY STAR, CEE or ASTM criteria defined below.</p> <ul style="list-style-type: none"> ○ ASTM Criteria: <ul style="list-style-type: none"> ○ Must have a tested heavy load cooking energy efficiency of 80 percent or greater and an idle energy rate of 1.0 kW or less, utilizing ASTM F1361. ○ Multiple vat configurations are paid per qualifying vat. 	
<p>Commercial Fryer (Electric)</p>	<p>\$200 per vat</p>

Technology Classification	FY20 Incentive
<p>Commercial Fryer (Gas): Equipment must be qualified by the current version of ENERGY STAR, CEE or ASTM criteria defined below.</p> <ul style="list-style-type: none"> ○ ASTM Criteria: <ul style="list-style-type: none"> ○ Must meet a tested heavy load cooking energy efficiency of 50 percent or greater and an idle energy rate of 9,000 Btu/h or less, utilizing ASTM F1361. ○ Multiple vat configurations are paid per qualifying vat. 	
Commercial Fryer (Gas)	\$749 per vat
<p>Commercial Large Vat Fryer (Electric): Equipment must be qualified by the current version of ENERGY STAR, CEE or ASTM criteria defined below.</p> <ul style="list-style-type: none"> ○ ASTM Criteria: <ul style="list-style-type: none"> ○ Must have a tested heavy load (French fry) cooking energy efficiency of 80 percent or greater, utilizing ASTM F2144. ○ Multiple vat configurations are paid per qualifying vat. 	
Commercial Large Vat Fryer (Electric)	\$200 per vat
<p>Commercial Large Vat Fryer (Gas): Equipment must be qualified by the current version of ENERGY STAR, CEE or ASTM criteria defined below.</p> <ul style="list-style-type: none"> ○ ASTM Criteria: <ul style="list-style-type: none"> ○ Must have a tested heavy load (French fry) cooking energy efficiency of 50 percent or greater, utilizing ASTM F2144. ○ Multiple vat configurations are paid per qualifying vat. 	
Commercial Large Vat Fryer (Gas)	\$500 per vat
<p>Commercial Griddle (Electric): Equipment must be qualified by the current version of ENERGY STAR, CEE or ASTM criteria defined below.</p> <ul style="list-style-type: none"> ○ ASTM Criteria: <ul style="list-style-type: none"> ○ Must have a tested heavy load cooking energy efficiency of 70 percent or greater and an idle energy rate of 355 watts per square foot of cooking surface or less, utilizing ASTM F1275. 	

Technology Classification	FY20 Incentive
Commercial Griddle (Electric)	\$300 per griddle
<p>Commercial Griddle (Gas): Equipment must be qualified by the current version of ENERGY STAR, CEE or ASTM criteria defined below.</p> <ul style="list-style-type: none"> ○ ASTM Criteria: <ul style="list-style-type: none"> ○ Must have a tested heavy load cooking energy efficiency of 38 percent or greater and an idle energy rate of 2,650 Btu/h per square foot of cooking surface or less, utilizing ASTM F1275. 	
Commercial Griddle (Gas)	\$125 per griddle
<p>Commercial Steam Cooker (Electric): Equipment must be qualified by the current version of ENERGY STAR, CEE or ASTM criteria defined below.</p> <ul style="list-style-type: none"> ○ ASTM Criteria: <ul style="list-style-type: none"> ○ Must have a tested heavy load (potato) cooking energy efficiency of 50 percent or greater, utilizing ASTM F1484. 	
Commercial Steam Cooker (Electric)	\$1,250 per steamer
<p>Commercial Steam Cooker (Gas): Equipment must be qualified by the current version of ENERGY STAR, CEE or ASTM criteria defined below.</p> <ul style="list-style-type: none"> ○ ASTM Criteria: <ul style="list-style-type: none"> ○ Must have a tested heavy load (potato) cooking energy efficiency of 38 percent or greater, utilizing ASTM F1484. 	
Commercial Steam Cooker (Gas)	\$2,000 per steamer
<p>Insulated Holding Cabinets:</p> <ul style="list-style-type: none"> ○ Must meet CEE Tier II specification. ○ Does not include cook and hold equipment. ○ All measures must be electric hot food holding cabinets that are fully insulated and have solid doors. 	
Insulated Holding Cabinet, Full Size	\$300 per unit
Insulated Holding Cabinet, ¾ Size	\$250 per unit
Insulated Holding Cabinets, ½ Size	\$200 per unit

Technology Classification	FY20 Incentive
Commercial Glass Door Refrigerators: <ul style="list-style-type: none"> ○ The refrigeration system must be built-in (packaged). ○ Cases with remote refrigeration systems do not qualify. ○ Must meet ENERGY STAR Version 2.0 specification. 	
ENERGY STAR Glass Door Refrigerators – Internal volume <15 ft ³	\$75 per unit
ENERGY STAR Glass Door Refrigerators – Internal volume 15 ft ³ –29.9 ft ³	\$100 per unit
ENERGY STAR Glass Door Refrigerators – Internal volume 30 ft ³ –49.9 ft ³	\$125 per unit
ENERGY STAR Glass Door Refrigerators – Internal volume ≥ 50 ft ³	\$150 per unit
Commercial Solid Door Refrigerators: <ul style="list-style-type: none"> ○ The refrigeration system must be built-in (packaged). ○ Cases with remote refrigeration systems do not qualify. ○ ENERGY STAR specification Version 1.0 refrigerators do not qualify. ○ Must meet ENERGY STAR Version 2.0 specification. 	
ENERGY STAR Solid Door Refrigerators – Internal volume <15 ft ³	\$50 per unit
ENERGY STAR Solid Door Refrigerators – Internal volume 15 ft ³ –29.9 ft ³	\$75 per unit
ENERGY STAR Solid Door Refrigerators – Internal volume 30 ft ³ –49.9 ft ³	\$125 per unit
ENERGY STAR Solid Door Refrigerators – Internal volume ≥ 50 ft ³	\$200 per unit

Technology Classification	FY20 Incentive
Commercial Glass Door Freezers: <ul style="list-style-type: none"> ○ The refrigeration system must be built-in (packaged). ○ Cases with remote refrigeration systems do not qualify. ○ Must meet ENERGY STAR Version 2.0 specification. 	
ENERGY STAR Glass Door Freezers – Internal volume <15 ft ³	\$200 per unit
ENERGY STAR Glass Door Freezers – Internal volume 15 ft ³ –29.9 ft ³	\$250 per unit
ENERGY STAR Glass Door Freezers – Internal volume 30 ft ³ –49.9 ft ³	\$500 per unit
ENERGY STAR Glass Door Freezers – Internal volume ≥ 50 ft ³	\$1,000 per unit
Commercial Solid Door Freezers: <ul style="list-style-type: none"> ○ The refrigeration system must be built-in (packaged). ○ Cases with remote refrigeration systems do not qualify. ○ ENERGY STAR specification Version 1.0 freezers do not qualify. ○ Must meet ENERGY STAR Version 2.0 specification. 	
ENERGY STAR Solid Door Freezers – Internal volume <15 ft ³	\$100 per unit
ENERGY STAR Solid Door Freezers – Internal volume 15 ft ³ –29.9 ft ³	\$150 per unit
ENERGY STAR Solid Door Freezers – Internal volume 30 ft ³ –49.9 ft ³	\$300 per unit
ENERGY STAR Solid Door Freezers – Internal volume ≥ 50 ft ³	\$600 per unit

Technology Classification	FY20 Incentive
<p>Commercial Ice Machines:</p> <ul style="list-style-type: none"> ○ Ice machines must be tested in accordance with the Air Conditioning and Refrigeration Institute (ARI) Standard 810. ○ Includes machines generating ice cubes that are 60 grams (2 oz.) or lighter. It also includes flaked, crushed and fragmented ice makers. ○ Only air-cooled machines (self-contained, ice making heads, or remote condensing) qualify. ○ The entire ARI tested ice making system must be purchased. ○ Remote machines must be purchased with qualifying remote condenser or remote condenser/compressor unit. ○ The efficiency specifications for the two qualifying tiers are equivalent to ENERGY STAR or Super-Efficient. 	
ENERGY STAR Ice Machine (101–200 lbs./day)	\$50 per unit
ENERGY STAR Ice Machine (201–300 lbs./day)	\$50 per unit
ENERGY STAR Ice Machine (301–400 lbs./day)	\$75 per unit
ENERGY STAR Ice Machine (401–500 lbs./day)	\$75 per unit
ENERGY STAR Ice Machine (501–1000 lbs./day)	\$125 per unit
ENERGY STAR Ice Machine (1001–1500 lbs./day)	\$200 per unit
ENERGY STAR Ice Machine (greater than 1500 lbs./day)	\$250 per unit
Super-Efficient Ice Machine (101–200 lbs./day)	\$100 per unit
Super-Efficient Ice Machine (201–300 lbs./day)	\$100 per unit
Super-Efficient Ice Machine (301–400 lbs./day)	\$150 per unit
Super-Efficient Ice Machine (401–500 lbs./day)	\$150 per unit
Super-Efficient Ice Machine (501–1000 lbs./day)	\$250 per unit
Super-Efficient Ice Machine (1001–1500 lbs./day)	\$400 per unit
Super-Efficient Ice Machine (greater than 1500 lbs./day)	\$500 per unit

Note: The incentives identified above may be reduced with the approval of the Division of Clean Energy.

Appendix C: Distributed Energy Resources Incentives and General Rules

Extension Policies

Many programs include deadlines for submittal of information. For example, some programs require the submittal of a final application within six months or one year from the date of the letter approving the initial application. NJCEP provides for extensions of deadlines provided certain conditions are met. Program Managers in general are authorized to approve first and, in some cases, second, extensions. Additional standards/guidelines for approving extensions and/or reinstatements are set out in the Compliance Filings and in the Guidelines established for each program. The PA, with the approval of Board Staff, may approve up to two extensions, each of a length set by the PA with the approval of Board Staff, beyond the extensions the Program Managers are authorized to approve.

Combined Heat and Power – Fuel Cell (CHP-FC) Incentives

C&I / DER Entity Incentive Caps

See Appendix B, Commercial and Industrial Incentives and General Rules.

Total Cost Incentive Cap

See Appendix B, Commercial and Industrial Incentives and General Rules.

CHP-FC Incentive Levels & Schedule

Table 28: CHP-FC Technology and Incentive Levels

Eligible Technology	Size (Installed Capacity)	Rated	Incentive (\$/Watt) ⁽⁵⁾	% of Total Cost Cap per project	\$ Cap per project
CHPs powered by non-renewable or renewable fuel source, or a combination ⁽⁴⁾ : <ul style="list-style-type: none"> • Gas Internal Combustion Engine • Gas Combustion Turbine • Microturbine FCHR	≤500 kW ⁽¹⁾		\$2.00	30-40% ⁽²⁾	\$2 million
	>500 kW – 1 MW ⁽¹⁾		\$1.00		
	>1 MW – 3 MW ⁽¹⁾		\$0.55	30%	\$3 million
	>3 MW ⁽¹⁾		\$0.35		
FCwoHR	All of the above ⁽¹⁾		Applicable amount above	30%	\$1 million
Waste Heat to Power (WHP) ⁽³⁾ Powered by non-renewable fuel source. Heat recovery or other mechanical recovery from existing equipment utilizing new electric generation equipment (e.g. steam turbine)	≤1 MW ⁽¹⁾		\$1.00	30%	\$2 million
	>1 MW ⁽¹⁾		\$0.50	30%	\$3 million

1. Incentives are tiered, which means the incentive levels vary based upon the installed rated capacity, as listed in the chart above. For example, a 4 MW CHP system would receive \$2.00/watt for the first 500 kW, \$1.00/watt for the second 500 kW, \$0.55/watt for the next 2 MW and \$0.35/watt for the last 1 MW (up to the caps listed).
2. The maximum incentive will be limited to 30% of total project. This cap will be increased to 40% where the recovered heat is used in a cooling application (e.g. absorption chiller) at the facility at which the CHP-FC system is located.

3. Projects installing CHP with WHP will be eligible for incentives shown above, not to exceed the lesser of percent per project cap or dollars per project cap of the CHP. Minimum efficiency will be calculated based on annual total electricity generated, utilized waste heat at the host site (i.e. not lost/rejected), and energy input.
4. Systems fueled by a Class 1 renewable fuel source are eligible for a 30% incentive bonus (additional to the incentives calculated in accordance with the table immediately above, but still subject to the project Cap in that table). If the fuel is mixed, the bonus will be prorated accordingly. For example, if the mix is 60/40 (60% being a Class 1 renewable), the bonus will be 18%. This bonus will be included in the final partial payment, based on system performance and fuel mix consumption data.
5. All CHP-FC systems located at Critical Facility and incorporating blackstart/islanding technology are eligible for a 25% incentive bonus (additional to the incentives calculated in accordance with the table immediately above, but still subject to the project Cap in that table). For this Program, a Critical Facility is any:
 - a. Public facility, including, without limitation, any federal, state, county, or municipal facility, or
 - b. Non-profit and/or private for-profit facility, including, without limitation, any hospital, water/wastewater treatment facility, school, multifamily building, or similar facility that:
 - i. Is determined to be either Tier 1 or critical infrastructure by the New Jersey State Office of Emergency Management or Office of Homeland Security and Preparedness, or
 - ii. Could serve as a Shelter during a power outage. For this Program, a Shelter is a facility able to provide food, sleeping arrangements, and other amenities to its residents and the community.

For the avoidance of doubt, any public facility is a Critical Facility.

Table 29: CHP-FC Incentive Payment Schedule

1st - Purchase	2nd - Installation	3rd - Acceptance of 12 months post-installation data
30%	50%	20%

1. Projects will receive program incentives in three partial payments. The first incentive will be paid upon proof of purchase of equipment. The second incentive will be paid upon project installation and operation, including successful inspection. The third incentive will be paid upon acceptance and confirmation that the project is achieving the required performance thresholds based on twelve (12) months of continuous operating data submitted within 24 months of installation.
2. Regarding the third incentive, if all other required performance thresholds are achieved:
 - a. And the total annual net kWh generated is $\geq 80\%$ of that specified in the Program-approved application, the full third incentive is earned.

- b. But the total annual net kWh generated is $\geq 50\%$ but $< 80\%$, of that specified in the Program-approved application, the amount of the third incentive earned is reduced proportionately by the ratio of actual total annual net kWh generated to the approved application total annual net kWh generated.
- c. But the total annual net kWh generated is $< 50\%$ of that specified in the Program-approved application, no third incentive is earned.

Appendix D: Multifamily Decision Tree

Figure 1: Multifamily Decision Tree

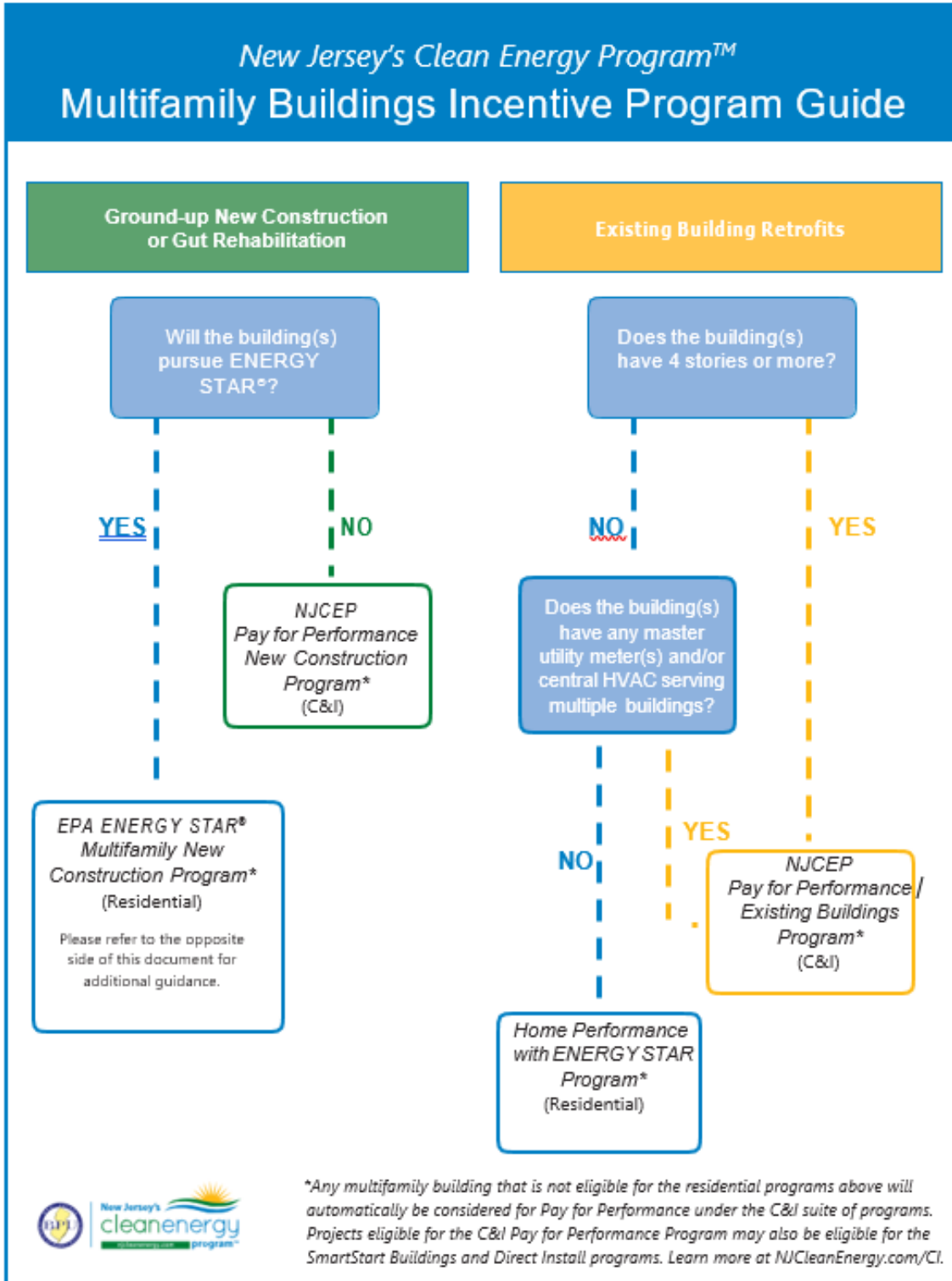
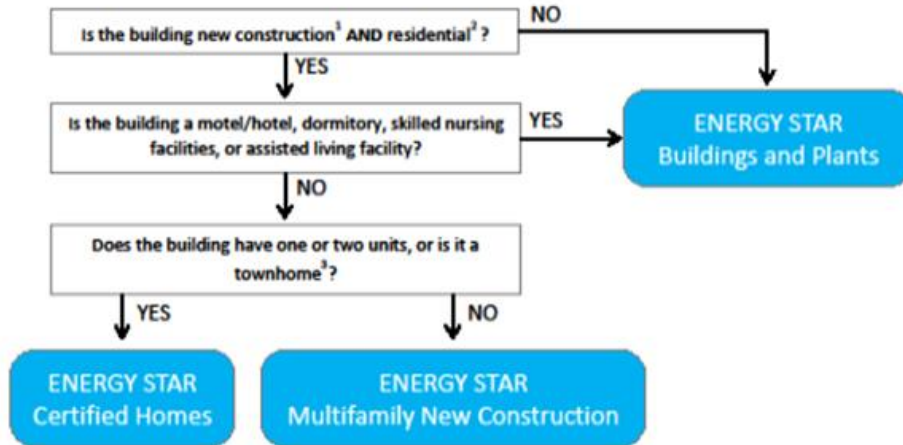


Figure 2 ENERGY STAR Multifamily Guidelines Version 2.0

EPA ENERGY STAR Multifamily New Construction Program Decision Tree, Version 2.0



NOTES:

1. New construction can include significant gut rehabilitations when defined as a change of use, reconstruction of a vacant structure, or when construction work requires that the building be out of service for at least 30 consecutive days and the building is able to meet all the program requirements.
2. The primary use of the building must be for residential purpose, i.e. the residential and residential associated common space must occupy more than 50% of the building's occupiable⁴ square footage. A garage is not considered 'occupiable'. Common space includes any spaces within the building that serves a function in support of the residential part of the building that is not part of a dwelling unit. This includes spaces used by residents, such as corridors, stairs, lobbies, laundry rooms, exercise rooms, and residential recreation rooms. This also includes offices used by building management, administration or maintenance and all special use areas located in the building to serve and support the residents such as day-care facilities, gyms, dining halls, etc.
3. Townhomes may choose to use the Multifamily New Construction Checklists as well, but they must use the ERI Path and Certified Homes Reference Design. A townhome is defined as a single-family dwelling unit constructed in a group of three or more attached units in which each unit extends from the foundation to roof and with open space on at least two sides.
4. Per ASHRAE 62.2-2010, occupiable space is any enclosed space inside the pressure boundary and intended for human activities or continual human occupancy, including, but not limited to, areas used for living, sleeping, dining, and cooking, toilets, closets, halls, storage and utility areas, and laundry areas.

December 2018

Appendix E: Program Budgets

<i>FY2020</i>		<i>Proposed Cost Category Budgets</i>					
<i>Program/Budget Line</i>	<i>Total Budget (Forecasted 15-Month)</i>	<i>Administration</i>	<i>Sales, Marketing, Website</i>	<i>Training</i>	<i>Rebates, Grants and Other Direct Incentives</i>	<i>Rebate Processing and QA</i>	<i>Evaluation</i>
Total NJCEP	\$302,227,428.52	\$18,116,779.84	\$6,492,471.80	\$635,000.00	\$263,508,742.24	\$13,474,434.64	\$0.00
EE Programs	\$270,938,383.83	\$16,291,129.47	\$652,603.80	\$597,500.00	\$241,587,729.92	\$11,809,420.64	\$0.00
Res EE Programs	\$80,554,228.70	\$6,844,074.38	\$217,534.50	\$510,000.00	\$65,514,675.34	\$7,467,944.48	\$0.00
Existing Homes	\$33,689,970.96	\$3,626,810.34	\$108,767.25	\$501,000.00	\$26,882,973.70	\$2,570,419.67	\$0.00
RNC	\$16,684,371.82	\$1,958,825.95	\$54,383.55	\$9,000.00	\$13,627,321.30	\$1,034,841.02	\$0.00
EE Products	\$30,179,885.92	\$1,258,438.09	\$54,383.70	\$0.00	\$25,004,380.34	\$3,862,683.79	\$0.00
C&I EE Programs	\$190,384,155.13	\$9,447,055.09	\$435,069.30	\$87,500.00	\$176,073,054.58	\$4,341,476.16	\$0.00
C&I Buildings	\$140,823,490.07	\$7,090,450.93	\$326,301.90	\$37,500.00	\$129,747,420.93	\$3,621,816.31	\$0.00
LGEA	\$4,288,266.97	\$1,128,645.02	\$54,383.70	\$25,000.00	\$2,584,312.47	\$495,925.78	\$0.00
DI	\$45,272,398.09	\$1,227,959.14	\$54,383.70	\$25,000.00	\$43,741,321.18	\$223,734.07	\$0.00
Multi-family EE	\$0.00	\$0.00	\$0.00	\$0.00	\$0.00	\$0.00	\$0.00
Multifamily	\$0.00	\$0.00	\$0.00	\$0.00	\$0.00	\$0.00	\$0.00
Distributed Energy Resources	\$23,093,909.11	\$814,031.29	\$54,383.70	\$12,500.00	\$21,921,012.32	\$291,981.80	\$0.00
CHP - RE Storage	\$21,381,474.09	\$814,031.29	\$54,383.70	\$12,500.00	\$20,303,498.05	\$197,061.05	\$0.00
RE Storage	\$140,000.00	\$0.00	\$0.00	\$0.00	\$135,041.53	\$4,958.47	\$0.00
Fuel Cells	\$1,572,435.02	\$0.00	\$0.00	\$0.00	\$1,482,472.74	\$89,962.28	\$0.00
RE Programs	\$2,464,034.98	\$1,011,619.08	\$54,383.70	\$25,000.00	\$0.00	\$1,373,032.20	\$0.00
SREC Registration	\$2,464,034.98	\$1,011,619.08	\$54,383.70	\$25,000.00	\$0.00	\$1,373,032.20	\$0.00
Planning and Administration	\$5,731,100.60	\$0.00	\$5,731,100.60	\$0.00	\$0.00	\$0.00	\$0.00
Outreach and Education	\$5,731,100.60	\$0.00	\$5,731,100.60	\$0.00	\$0.00	\$0.00	\$0.00
Outreach, Website, Other	\$5,731,100.60	\$0.00	\$5,731,100.60	\$0.00	\$0.00	\$0.00	\$0.00

Appendix F: Program Goals and Performance Metrics

NJCEP FY20 Energy Savings Goals: Portfolio Summary					
Energy Efficiency	Annual MWH Savings	Lifetime MWH Savings	Annual MW Savings	Annual MMBTU Savings	Lifetime MMBTU Savings
	FY20	FY20	FY20	FY20	FY20
RES-HVAC	4,273	63,971	3.2	213,778	4,132,332
RES-New Construction	6,342	126,845	2.5	83,426	1,668,521
RES-Energy Efficient Products	729,041	10,647,860	62.7	15,207	170,987
RES-HPwES	2,717	49,006	0.9	104,536	2,276,788
RESIDENTIAL TOTAL	742,373	10,887,682	69.3	416,947	8,248,627
C&I-New Construction	8,260	164,943	1.5	732	13,980
C&I-Retrofit	203,498	3,201,455	37.7	47,033	821,661
C&I-Pay-for-Performance NC	13,961	223,094	5.1	125,556	2,087,993
C&I-Pay-for-Performance	30,477	480,928	6.8	102,447	2,243,579
C&I-Local Govt Energy Audit	0	0	0.0	0	0
C&I-Direct Install	53,424	799,764	11.6	180,660	3,096,511
C&I-Large Energy Users	28,686	499,429	3.1	7,881	141,851
C&I-Pilot-Customer Tailored	6,913	108,731	0.8	5,478	95,698
C&I TOTAL	345,219	5,478,346	66.7	469,786	8,501,273
Multifamily	0	0	0.0	0	0
DER TOTAL	2,969	51,941	0.6	19,072	333,752
PORTFOLIO TOTAL	1,090,560	16,417,969	136.5	905,805	17,083,652

Appendix G: Cost-Benefit Analysis

Cost-effectiveness analysis compares the costs and benefits of energy efficiency and renewable energy measures, programs and portfolios of programs. Estimates of both costs and benefits are relative to those that would otherwise have been incurred had “baseline” or “standard” equipment, building systems and/or energy using practices been purchased or remained in place. A measure, program, or portfolio is considered cost-effective if the benefit-cost ratio is 1.0 or greater.

TRC, in collaboration with the Center for Green Building of the Edward J. Bloustein School of Planning and Public Policy at Rutgers University, conducted a cost-benefit analysis (CBA) of fiscal year (FY) 2019 for residential, commercial, and industrial New Jersey Clean Energy Program (NJCEP) energy efficiency programs.

Cost-Benefit Tests

Benefit cost ratios for each of the five traditional cost-effective tests were developed. The five tests are: Participant Cost Test, Program Administration Cost Test, Ratepayer Impact Measure Test, Total Resource Cost Test and Societal Cost Test.³⁶

Participant Cost Test: The measure of the quantifiable benefits and costs to the customer attributed to participation in a program. The participant benefits are equal to the sum of any participant incentives paid, any reductions in bills, and any federal or state tax deductions or credits. Participant costs include any out-of-pocket costs associated with the program.

Program Administrator Cost Test: The costs of a program as a resource option based on the costs incurred by the program administrator (including incentive costs), excluding any costs incurred by the participant. The benefits are the avoided supply costs of energy and demand and the reduction in capacity valued at marginal costs for the periods when there is a load reduction. The costs are the program costs incurred by the administrator, the incentives paid to the customers, and the increased supply costs for the periods in which load is increased.

Ratepayer Impact Measure Test: Measure of what happens to customer bills or rates due to changes in revenues and operating costs caused by the program. The benefits equal the savings from avoided supply costs, including the reduction in capacity costs for periods when load has been reduced and the increase in revenues for periods in which load has increased. The costs are the program costs incurred by administration of the program, the incentives paid to the participant, decreased revenues for any periods in which load has been decreased and increased supply costs for any periods when load has increased.

Total Resource Cost Test: The costs of a program as a resource option based on the total costs of the program, including both the participants' and the utility's costs. This test represents the combination of the effects of a program on both the participating and non-participating customers. The benefits are the avoided supply costs, federal tax credits, and the reduction in generation and capacity costs valued at marginal cost for the periods when there is a load reduction. The costs are the program costs paid by the utility and participants plus the increase in supply costs for the periods in which load is increased.

³⁶ California Standard Practice Manual. Economic Analysis of Demand-Side Programs and Projects. (October 2001).

Societal Cost Test: Attempts to quantify the change in the total resource costs to society as a whole rather than only to the utility and its ratepayers. Costs include all consumer, utility and program expenses. Benefits associated with the societal perspective include avoided power supply costs, capacity benefits, avoided transmission and distribution costs, and emissions savings. It has been assumed that wholesale electricity prices account for the national sulfur dioxide and nitrogen oxide allowance. Therefore, the societal cost test includes only emissions savings accrued from carbon dioxide. Federal tax credits are not included.

The table below includes the results of the benefit cost modeling.

Sector	Program	PCT	PACT	RIM	TRC	SCT
C&I	New Construction	12.1	3.1	0.4	2.4	4.9
	Retrofit	4.1	4.1	0.4	1.5	2.9
	Direct Install	4.1	1.4	0.3	1.3	2.3
	P4P NC	6.4	2.4	0.4	2.5	3.6
	P4P EB	4.7	3.5	0.4	1.7	3.0
	LEUP	2.8	1.5	0.3	0.8	1.7
	Customer Tailored	2.6	1.7	0.3	0.7	1.6
	C&I Sector	4.2	2.5	0.4	1.4	2.7
Res	New Construction	1.9	0.9	0.3	0.6	0.8
	HPWES	0.9	0.3	0.2	0.2	0.2
	HVAC	3.2	1.2	0.4	1.0	1.1
	EE Products	27.9	8.9	0.2	5.0	6.3
	Res Sector	13.3	4.2	0.2	2.4	2.8
Multifamily		2.7	0.5	0.2	0.4	0.6
Energy Efficiency Portfolio		8.1	3.3	0.3	1.9	2.7
Distributed Energy Resources (DER)		0.5	0.9	0.3	0.1	0.2

**New Jersey's Clean Energy Program
FY 2020 Program Descriptions and Budgets**

Utility Residential Low Income

Comfort Partners Program

Program Description and Budget

**July 29, 2019,
Revised February 10, 2020
Revised May 12, 2020**

Residential Low-Income Program “New Jersey Comfort Partners”

This revision is being made as the Fiscal Year has been extended by three months due to COVID-19. The savings, goals and budgetary referenced herein represent the Utilities best estimates at the time of filing, but are subject to increased uncertainty as a result of the pandemic.

The Residential Low-Income Program known as Comfort Partners, managed by Atlantic City Electric, Jersey Central Power & Light, New Jersey Natural Gas, Elizabethtown Gas, Public Service Electric & Gas and South Jersey Gas is primarily designed to reduce the high cost of energy and lower energy bills by maximizing lifetime energy savings (kWh and therms) per dollar spent. With that, this program is also designed to improve energy affordability for low-income households through energy education, efficiency, and conservation. To achieve this objective, several market barriers must be overcome. Key among these are: (1) lack of information on either how to improve efficiency or the benefits of efficiency; (2) low income customers do not have the capital necessary to upgrade efficiency or even, in many cases, keep up with regular bills; (3) low income customers are the least likely target of market-based residential service providers due to perceptions of less capital, credit risk and/or high transaction costs; and (4) split incentives between renters and landlords. The Program addresses these barriers through:

- Direct installation of cost-effective energy efficiency measures
- Comprehensive, personalized customer energy education and counseling
- Installation of health and safety measures as appropriate

Target Market and Eligibility

The Program is targeted at participants in the Universal Service Fund who have high energy usage. By definition this target population is characterized by high-energy burdens based on their income. Program participation will be prioritized by energy use with the highest energy users being served first.

The Program is available to households with income at or below 250% of the federal poverty guidelines. Customers who receive Federal Supplemental Security Income (“SSI”), Home Energy Assistance (“HEAP”), Universal Service Fund (“USF”), Lifeline, Pharmaceutical Assistance to the Aged and Disabled (“PAAD”), Temporary Assistance to Needy Families (“TANF”), Section 8 Housing, Medicaid, Supplemental Nutrition Assistance Program (SNAP), or General Assistance, also may be eligible. Customers who could take advantage of the Comfort Partners Program or engage with another State sponsored energy saving implementation program, will not only directly benefit from the weatherization and health and safety measures, but will also help to reduce costs to all of our rate payers as well.

A participant must be a customer of record with a separately metered electric or natural

gas account and live in a single-family or multi-family residential building with 1-14 units; the residence must be their primary home. Customers who heat with fuel oil will be referred to the Department of Community Affairs' Weatherization Assistance Program ("WAP") for services in conjunction with a memorandum of agreement between Comfort Partners and WAP. Customers, who heat with fuel oil where WAP cannot reasonably provide critical services, such as repairing or replacing oil fired heating systems, will be considered for conversion to natural gas by Comfort Partners. In addition, customers who receive natural gas service from an investor- owned New Jersey natural gas utility, and who receive electric service from a municipal electric company will also be eligible for all Comfort Partners electric and gas savings services. Ineligible customers will be referred to WAP or Home Performance with Energy Star ("HPWES") for services. Referrals will be made between Comfort Partners and WAP for measures not performed by either entity, i.e. WAP may refer customers to Comfort Partners for evaluation of central air conditioning and freezer replacements.

Offerings and Customer Incentives

Among the measures to be considered for each home are efficient lighting products; hot water conservation measures (water heater replacement and tank temperature turn-down); replacement of inefficient refrigerators and freezers; installation of programmable thermostats; insulation up-grades (attic, wall, basement, etc.); blower-door guided air sealing; duct sealing and repair; heating/cooling equipment maintenance, repair and/or replacement; and other measures as may be needed, such as repair or replacement of a broken window, repair of a hole in the wall and/or roof, and other barriers to installing energy efficiency measures, such as mold or the installation of rain gutters, as an example.

Failed or failing heating or cooling systems can be replaced for efficiency and/or health and safety reasons, on a case-by-case basis. In the event of insufficient funding, or if Comfort Partner customer's homes require more treatment than the Comfort Partners program is designed to deliver, the Utilities' Working Group will attempt to maximize and leverage available resources by entering into discussions with WAP. The goal of such discussions will be to determine their interest in accepting Comfort Partners program referrals to install heating systems, and perform other needed work for energy efficiency and/or health and safety reasons.

Measure Selection

Energy efficiency measures, and other reasonable repairs required to install those measures, may be installed in each home. The program will review, on a case-by-case basis, the repair and installation of items that, in and of themselves, may not be considered energy saving technologies, but would be required in order to effectively install energy conservation measures, such as the repair of a roof prior to the installation of attic insulation. Cost-effectiveness will be assessed on a measure and site- specific basis. All measures, their installation, and energy education services will be provided free of charge. The selection of measures designed to reduce heating and cooling will be

guided by a spending calculation based on past energy consumption, and is a guide for contractors, not an absolute or prescriptive target or cap. If the site needs are greater than the calculated spending guideline, the contractor will confer with the appropriate utility after documenting reasons for requesting to exceed the spending guideline. The utility will decide to what extent additional work can be performed.

Refrigerator or freezer replacement will be based upon on-site monitoring of the energy use of the existing unit. Consumption thresholds for cost-effective replacement vary according to size. Any refrigerator or freezer with measured consumption above the threshold values is eligible for free replacement with a new energy-efficient model. These values and procedures will be updated periodically to reflect changes in refrigerator costs and/or efficiency.

The cost-effective installation of energy-efficient lighting products will be based upon the wattage and the estimated average daily burn time for the existing lamp.

Domestic hot water and other custom measures will be installed according to program guidelines.

The costs associated with home repairs, such as the repair of a roof, will be excluded from the cost effectiveness test used to determine measure eligibility.

Delivery Methods

Electric and natural gas utilities with overlapping service territories will jointly deliver efficiency, health and safety and education services so that customers receive both natural gas and electric efficiency measures simultaneously. Selection of program delivery contractors and program delivery costs is shared between the participating natural gas and electric utilities. Currently, there are a total of six (6) contractors that are under contract with the utilities to perform the work in customer homes.

The Program will continue its efforts to address neighborhood canvassing, mold/moisture remediation, roof repairs, electrical repairs, lead, and asbestos. Remediation will be considered on a case-by-case basis with the implementation contractors who will contract directly with the appropriate organizations, or approved subcontractors following utility approval.

This fiscal year the utilities will continue to use the JCP&L web-based LEEN System as the statewide platform to track all program participants, measures and energy savings. The system is used by all utilities, The Board of Public Utilities (“BPU”) Clean Energy staff, multiple program delivery vendors, inspection vendors and State WAP agencies. Maintenance and enhancements to the system will be paid for by JCP&L and are incorporated in the administrative budget in Appendix A

Quality Assurance Provisions

A minimum of 15% of randomly selected treated homes will be subject to verification and inspection by an independent contractor(s) hired by the utilities. Quality assurance processes will be continually reviewed and enhanced as required.

Budgets

A detailed budget for this program is attached as Appendix A. Allocation of costs in different cost categories may appear to be inconsistent among utilities. As an example, PSE&G covers the cost of statewide printing of Comfort Partners materials and JCP&L covers the cost of administering and maintenance of the LEEN System administration, program evaluation, etc.

The program spending allowance guidelines continue to be evaluated for the Comfort Partners Program to be consistent with other low - income state weatherization programs.

Goals and Energy Savings

Goals

Under the proposed budget, the goal for the number of electric service customers to be served and committed is 5,846 on a twelve -month basis from July 1, 2019 through June 30, 2020. The goal for the number of natural gas service customers to be served and committed is 5,564 on a twelve-month basis from July 1, 2019 through September 30, 2020.

The Comfort Partners Utilities' Working Group adopted the 2006 APPRISE Inc. recommendation from the evaluation of the Universal Service Fund and the December 2014 Comfort Partners evaluation that the Working Group will engage stakeholders to develop an initiative to encourage a greater number of USF customers to participate in a Comfort Partners Program audit. Apprise further recommended that "[t]he BPU should work with the utilities to standardize their system for referring USF clients to the Comfort Partners program and establish official guidelines for coordinating these two benefits" (Executive Summary page xxii). Due to a finite pool of applicants and the high cost of marketing, the Comfort Partners Utilities' Working Group continues to fully support this initiative and would like to move forward with the support of the BPU. As per the December 2014 APPRISE evaluation recommendations, the Program is transitioning from serving as many homes as the budget would allow, to striving to install deeper cost-effective energy savings measures, per project.

Energy Savings

Energy saving estimates for the purpose of this filing were calculated using the latest protocols approved by the BPU on June 29, 2016, in Docket No. QO16040353. Based on that standard, it is estimated that the Program will now save approximately 6,722 MWH of electric and 40,283 MMBTU of natural gas during FY 2020, with a lifetime savings of approximately 48,814 MWH of electric and 622,389 MMBTU of gas.

Appendix A

Fiscal Year 2020 Comfort Partners Budget

July 1st 2019 - September 30th 2020 CP Budget (Revised July 29, 2020)							
		Admin and Program Development	Sales, Marketing, Call Centers, Web Site	Training	Rebates, Grants and Other Direct Incentives	Rebate Processing, Inspections, Other QC	Evaluation & Research
ACE	\$2,459,099.10	\$196,638.57	\$49,582.62	\$49,631.73	\$2,048,670.37	\$114,575.81	\$0.00
JCP&L	\$4,962,685.62	\$451,177.83	\$116,458.77	\$86,458.77	\$4,030,631.47	\$211,312.64	\$66,646.14
PSE&G- Elec	\$9,976,192.50	\$533,855.76	\$276,062.64	\$205,224.20	\$8,620,487.55	\$340,562.35	\$0.00
RECO	\$0.00	\$0.00	\$0.00	\$0.00	\$0.00	\$0.00	\$0.00
NJNG	\$6,361,119.30	\$407,209.23	\$268,209.06	\$113,939.06	\$5,360,452.88	\$211,309.07	\$0.00
Elizabethtown	\$3,565,480.00	\$233,374.92	\$63,644.06	\$63,875.75	\$3,059,117.72	\$145,467.55	\$0.00
PSE&G-Gas	\$14,964,288.74	\$800,783.64	\$414,093.95	\$307,836.31	\$12,930,731.32	\$510,843.52	\$0.00
SJG	\$3,211,134.74	\$247,718.55	\$60,437.00	\$59,699.81	\$2,735,928.35	\$107,351.03	\$0.00
TOTAL	\$45,500,000.00	\$2,870,758.50	\$1,248,488.10	\$886,665.63	\$38,786,019.66	\$1,641,421.97	\$66,646.14
PSE&G - Combined	\$24,940,481.24	\$1,334,639.40	\$690,156.59	\$513,060.51	\$21,551,218.87	\$851,405.87	\$0.00

New Jersey's Clean Energy Program™



DIVISION OF CLEAN ENERGY

Comprehensive Energy Efficiency & Renewable Energy Resource Analysis

Proposed Funding Levels – Fiscal Year 2020

REVISION 2.0

July 29, 2020

Contents

LIST OF ACRONYMS.....	3
EXECUTIVE SUMMARY	4
HISTORY/BACKGROUND	5
ENERGY MASTER PLAN	5
PROPOSED FUNDING LEVELS	6
ENERGY EFFICIENCY	6
RENEWABLE ENERGY	8
DISTRIBUTED ENERGY RESOURCES.....	11
STATE ENERGY OFFICE	11
OUTREACH AND EDUCATION.....	12
EVALUATION	12
FISCAL YEAR 2020	13
SBC Collection Schedule.....	13
CONCLUSION.....	16

LIST OF ACRONYMS

- AEG: Applied Energy Group
- Board or BPU: New Jersey Board of Public Utilities
- C&I: Commercial & Industrial
- CEA: Clean Energy Act of 2018
- CRA: Comprehensive Energy Efficiency & Renewable Energy Resource Analysis
- DCE: Division of Clean Energy
- DEP: Department of Environmental Protection
- ECC: Energy Capital Committee
- EDA: Economic Development Authority
- EDC: Electric Distribution Company
- EDECA: Electric Discount and Energy Competition Act
- EE: Energy Efficiency
- EMP: Energy Master Plan
- EO: Executive Order
- FC: Fuel Cell
- FY: Fiscal Year
- HVAC: Heating, Ventilation and Air Conditioning
- NJCEP: New Jersey's Clean Energy Program
- NJIT: New Jersey Institute of Technology
- OSW: Offshore Wind
- OWEDA: Offshore Wind Economic Development Act
- Pilot Program: Community Solar Pilot Program
- RCGB: Rutgers University's Center for Green Buildings
- RE: Renewable Energy
- RFP: Request for Proposal
- RPS: Renewable Portfolio Standard
- SBC: Societal Benefits Charge
- SEO: State Energy Office
- SREC: Solar Renewable Energy Certificates
- TRC: TRC Energy Solutions

EXECUTIVE SUMMARY

On February 9, 1999, the Electric Discount and Energy Competition Act (EDECA) was signed into law, which, among other things, created the societal benefits charge (SBC) to fund programs for the advancement of energy efficiency (EE) and Class I renewable energy (RE) technologies and markets in New Jersey. EDECA also charged the New Jersey Board of Public Utilities (Board or BPU) with initiating proceedings and undertaking a comprehensive energy efficiency and renewable energy resource analysis in New Jersey. The comprehensive resource analysis (CRA) would be used to determine the level of funding for EE and Class I RE programs statewide. Collectively, these programs form New Jersey's Clean Energy Program (NJCEP).[™] Over the past 20 years, the programs have significantly reduced energy usage, reduced greenhouse gas emissions, delivered clean, local sources of renewable energy, and resulted in billions of dollars of energy cost savings to New Jersey ratepayers.

From 2001 through 2011 (FY12), the Board established four-year funding levels as envisioned in the Act. Since 2012, the CRA has provided a single year funding level in order to advance the goals of NJCEP.¹

On January 31, 2018, Governor Phil Murphy signed Executive Order No. 8. (EO8), which directed the BPU and all agencies with responsibility under the Offshore Wind Economic Development Act (OWEDA) to “take all necessary action” to fully implement OWEDA and begin the process of moving New Jersey towards a goal of 3,500 megawatts of offshore wind energy generation by the year 2030. On November 19, 2019, Governor Murphy signed Executive Order No. 92 (EO92), which increased the goals for offshore wind energy generation to 7500 megawatts by 2035.

On May 23, 2018, Governor Murphy signed the Clean Energy Act (CEA), which takes several critical steps to improve and expand New Jersey's renewable energy programs and establishes ambitious energy reduction targets. The CEA requires 21% of the energy sold in the state to be from Class I renewable energy sources by 2020; 35% by 2025; and 50% by 2030. Additionally, the CEA provides a platform to reform the state's solar program by making near-term structural changes to ensure that the program is sustainable over the long term and establishes a community solar energy program to allow all New Jersey residents to benefit from solar energy. Importantly, the CEA also established new energy savings targets of at least 2% annually for electric distribution companies and at least 0.75% for gas distribution companies.

¹ In the early years, the budgets and programs were based on calendar years, but in 2012, the Board approved the budgets and programs to be based on fiscal years to align with the overall State budget cycle.

HISTORY/BACKGROUND

The Board initiated its first CRA proceeding in 1999 and issued the first CRA Order in 2001. The 2001 Order set funding levels, the programs to be funded, and the budgets for each of those programs for the years 2001 through 2003. Since then, the Board has issued numerous orders setting the funding levels, related programs, and program budgets for the years 2004 – fiscal year 2019.

From 2001 to 2006, the state's electric and natural gas utilities managed the programs. In 2004, the Board determined it would manage NJCEP going forward, and in 2005-2006, the Board issued RFPs to contract the necessary administrative services to assist in oversight. In 2006, the Board engaged Honeywell, Inc. to manage the RE and residential EE programs, and the Board engaged TRC to manage the C&I EE programs. In 2007, the Board engaged AEG as the NJCEP Program Coordinator. These contracts, following multiple extensions, terminated on March 31, 2016.

In April 2015, the Board, through the Department of the Treasury, Division of Purchase and Property (Treasury), issued RFP 16-X-23938 seeking proposals for a single Program Administrator to provide the services then being provided by Honeywell, TRC, and AEG (2015 RFP). On December 1, 2015, Treasury awarded the Program Administrator contract to AEG. Subsequently, on January 13, 2017, TRC Environmental Corporation acquired AEG's New Jersey operation, including the NJCEP Program Administrator contract from AEG, and assumed AEG's rights and obligations thereunder. TRC has subcontracted portions of the work under its contract to CLEAResult Consulting, Inc. and Energy Futures Group, Inc. AEG. TRC has managed programs since March 1, 2016, which marked the conclusion of the transition period set out in the RFP.

ENERGY MASTER PLAN

On May 23, 2018, Governor Murphy signed Executive Order No. 28 (EO28), directing the BPU to spearhead the committee to develop and deliver the new Energy Master Plan (EMP). The committee comprised senior staff designees from the following state agencies: Board of Public Utilities, Department of Community Affairs, Economic Development Authority, Department of Environmental Protection, Department of Health, Department of Human Services, Department of Transportation, Department of Labor and Workforce Development, and Department of the Treasury. The committee was tasked with developing a blueprint for the total conversion of the state's energy production profile to 100% clean energy by January 1, 2050, with specific proposals to be implemented over the next 10 years.

On January 27, 2020, the 2019 EMP was unveiled following months of research, review, and stakeholder input. The EMP outlines seven key strategies to achieve 100% clean energy by 2050: Reduce Energy Consumption and Emissions from the Transportation Sector, Accelerate Deployment of Renewable Energy and Distributed Energy Resources,

Maximize Energy Efficiency and Conservation and Reduce Peak Demand, Reduce Energy Consumption and Emissions from the Building Sector, Decarbonize and Modernize New Jersey's Energy System, Support Community Energy Planning and Action in Underserved Communities, and Expand the Clean Energy Innovation Economy.

PROPOSED FUNDING LEVELS

The funding recommendations for FY20 considered NJCEP's historic results and forecasts for the year. Staff is recommending that the Board maintain a funding level of \$344,665,000 for FY20. Following the enactment of the COVID-19 Fiscal Mitigation Act, L. 2020, c. 19, this FY20 CRA Rev 2.0 implements the appropriate elements of the extension of FY20 through September 30, 2020 for all intents and purposes. The following table summarizes the initially approved budget for NJCEP funding.

FY20 Funding Levels - Third Budget Revision

CEP Budget Category	Total FY20 Funding
<i>Energy Efficiency</i>	
Residential	\$ 80,554,229
Low Income	45,500,000
Commercial & Industrial	190,384,155
Multifamily EE	-
State Facilities	<u>56,588,873</u>
Energy Efficiency	\$ 373,027,257
Distributed Energy Resources	27,093,909
Renewable Energy	6,834,010
EDA Programs	113,236
NJCEP Administration	23,985,542
"Path to 2050" Initiatives	<u>26,705,000</u>
NJCEP Total	\$ 457,758,955
	-
State Energy Initiatives	<u>\$ 102,328,074</u>
Grand Total	\$ 560,087,029

ENERGY EFFICIENCY

The CEA directs both the Board and the state's investor-owned electric and gas utilities to take action regarding EE. The CEA requires the Board to adopt an electric and gas EE program in order to ensure investment in cost-effective EE measures, ensure universal access to EE measures, and serve the needs of low-income communities.

Additionally, as previously noted, the CEA requires each electric public utility to achieve annual reductions in the use of electricity of at least 2% and each natural gas public utility to achieve annual reductions in the use of natural gas of at least 0.75% of the average annual usage in the prior three years within five years of implementation of its EE program.

In January 2019, the BPU contracted with Optimal Energy to conduct a market potential study. Staff has worked with the New Jersey Division of Rate Counsel, utilities, and other stakeholders and held four stakeholder meetings to advance the study.

On February 1, 2019, the BPU held a public meeting to solicit responses to 12 questions that would help guide the process and advance the design of the EE programs under the requirements of the CEA.

At the May 28, 2019 Board agenda meeting, the Board approved the following items to advance the goals of the CEA:

- The acceptance of the final “Energy Efficiency Potential in New Jersey” study;
- The adoption of the preliminary quantitative performance indicators related to electric and natural gas usage reduction targets; and
- The structure of the Advisory Group, whose members would provide insight on key elements of program implementation and evaluation for Staff’s use in the development of recommendations to the Board.

An extensive public stakeholder process continued in the late summer, fall and winter with 10 additional stakeholder and technical working group meetings, as well as regular meetings with the Energy Efficiency Advisory Group. Significant stakeholder comment was received, reviewed and incorporated and helped to refine three straw proposals (Program Administration, Cost Recovery, and Utility Targets), as well as a full straw proposal which resulted in Staff recommendations to the Board for the next generation of EE programs. On June 10, 2020, the Board approved an expansive EE program which highlighted an enhanced role for utilities and addressed issues such as utility-specific energy usage and peak demand reduction targets, program structure, cost recovery, utility filing requirements, program timeframes, evaluation, and reporting requirements. Staff will continue working with New Jersey’s investor-owned utilities, the New Jersey Division of Rate Counsel, and other stakeholders to ensure that the new framework is put into place fully, properly, and with minimal ratepayer impact. Utilities will be provided with adequate time in order to prepare their filings for a program start no sooner than July 1, 2021.

Staff anticipates utilizing the next year to carefully prepare for the transition of the EE programs as well as the anticipated needed growth in evaluation, measurement, and verification needed to ensure energy savings. Staff will also work to facilitate working groups to assist in the implementation of state and utility EE programs. Staff will finally work to procure appropriate studies and evaluations to assist in the determination of

energy savings, cost effectiveness, code compliance, EE baselines, and other relevant assessments.

The FY20 NJCEP proposal provides continuation of funding for programs for residential, governmental, commercial, and industrial markets, including special incentives for low- to moderate-income eligible customers, with a particular focus on outreach and education to ensure equity in access to EE and development of a diverse EE workforce.

RENEWABLE ENERGY

Solar Transition

Pursuant to the CEA, the Board is transitioning from its legacy solar incentive program (SREC registration program) to a new Transition Incentive Program while the Board develops a new, long-term Successor Solar Incentive Program. A rule amendment approved by the Board on December 18, 2018 and published in the New Jersey Register on January 22, 2019 established that no new SREC registration program applications shall be accepted following a determination by the Board that 5.1% of the kilowatt hours sold in the state by each electric power supplier and each basic generation provider comes from solar electric power generators connected to the state's electric distribution system (5.1% milestone). By Orders dated October 29, 2018 and February 27, 2019, the Board reduced the SREC term (or Qualification Life) to 10 years for all applications submitted after October 29, 2019.

A proceeding is currently ongoing to provide options and recommendations as to how the Board can modify or replace the existing SREC program. A Staff straw proposal was published on December 26, 2018, which included seven "Transition Principles" and a proposed timeline for the transition process. A stakeholder notice published on April 8, 2019 accelerated the proposed timeline and announced additional stakeholder workshops. The Board undertook a subsequent rulemaking to amend the SREC registration processes to address the closure of the legacy SREC program and the methodology by which the Board would forecast and announce the attainment of the 5.1% milestone for closure. The rule amendments adopted on February 3, 2020 provided for registration lengths which conclude upon milestone attainment and directed Staff to produce monthly reports on the status of the State's progress toward closure. Monthly reports on SREC program closure were issued for January, February, and March.

In December 2019, the Board approved a Transition Incentive Program designed to provide a bridge between the legacy SREC program and a successor incentive program. The transition incentive was further amended by orders issued in January and February 2020 and the subject of proposed rules approved by the Board on March 27, 2020.

Also, at the March 27, 2020 agenda, the Board approved a waiver of the Board's SREC registration rules in light of the COVID-19 response to allow registrants an additional 90 days to submit post-construction certification documents following the state's attainment

of the 5.1% milestone. The March report on the progress toward the 5.1% milestone projected closure as early as May 2020 as a result of consistently declining retail sales figures since the summer of 2019. At the April 6 agenda meeting, the Board announced that the attainment of the 5.1% milestone was imminent given the additional decline in retail electricity sales anticipated with the COVID-19 response and directed Staff to close the SREC market to new entrants on April 30, 2020.

On May 1, 2020, the Solar Transition opened to new registrants and is also transitioning from the legacy SREC program in-progress solar projects that did not energize prior to the 5.1% milestone. The Transition Incentive Program will remain open to new registrants until the Successor Incentive Program, currently in development, is launched.

A Board consultant is in the process of finalizing a draft capstone report detailing suggestions for the Board to consider as the Successor Incentive Program is developed. Staff will release the draft capstone report for public comment and a series of stakeholder sessions in the summer of 2020. Following this period of stakeholder engagement, the consultant will finalize and submit the capstone report. Concurrently, Staff is developing a Staff straw proposal on the Successor Program, to be further informed by the capstone report and stakeholder feedback. Following release of the capstone report, Staff will launch a series of stakeholder engagement sessions on specific topics relevant to the Successor Solar Program, with the intent of submitting an order for Board consideration in the fall of 2020 to launch the Successor Solar Program.

Community Solar

On January 17, 2019, the Board approved the Community Solar Energy Pilot Program following substantial public input and launched it on February 19, 2019 upon the publication of rules in the New Jersey Register. The Pilot Program establishes a capacity limit of at least 75MW per year for three years, at least 40% of which must be allocated to projects serving low- and moderate-income participants. Pursuant to the CEA, the Pilot Program will be replaced within three years by a permanent Community Solar Program.

In addition to the Pilot Program rule, the Board approved and released the Program Year 1 Community Solar Energy Pilot Program application form on March 29, 2019. The Program Year 1 application period opened on April 9, 2019 and closed on September 9, 2019. The Board received 252 applications, representing over 650MW. On December 20, 2019, the Board granted conditional approval to 45 projects, representing almost 78MW. All 45 projects have committed to allocating at least 51% of project capacity to low- and moderate-income subscribers. In the summer of 2020, the Board will be conducting further stakeholder engagement to evaluate the Program Year 1 process before issuing the Program Year 2 application form in 2020.

Offshore Wind

Governor Phil Murphy signed EO8 on January 31, 2018. The purpose of EO8 was to reinvigorate the implementation of the State's OWEDA. EO8 directed the BPU and all

agencies with responsibility under OWEDA to “take all necessary action” to fully implement OWEDA and begin the process of moving New Jersey towards a goal of 3,500 megawatts of offshore wind energy generation by the year 2030. EO8 also required an initial solicitation of 1,100 MW as the first step towards achieving the goal, and required the development of an Offshore Wind Strategic Plan (OSWSP).

In 2018, the Interagency Agency Taskforce on Offshore Wind was developed to assist in the development of the OSWSP. In FY19, a consultant for the OSWSP was retained, and work began. In September 2018, the BPU issued a solicitation for 1,100 MW of offshore wind energy generation, and in June 2019, the BPU approved an application for a 1,100 MW offshore wind generation project submitted by Ocean Wind.

On November 19, 2019, Governor Murphy signed EO92, increasing the State’s offshore wind energy generation goal to 7,500 MW by 2035. Governor Murphy found that, as a result of efforts by the State following EO8, “offshore wind development is a growing economic sector in the State with increases in supply chain presence, private investment in ports, workforce development efforts, and research and development for offshore wind industry and labor.” Governor Murphy found that expanding the offshore wind goal will ensure that the State can “meet the State’s goals of 50 percent renewable energy by 2030 and 100 percent clean energy by 2050, in addition to creating a significant number of good-paying jobs.”

The OSWSP consultant’s scope of work was revised to account for the increased goal, and additional modeling and analysis was completed. A draft OSWSP is scheduled for release to the public for comment in July 2020, and the final OSWSP is expected to be adopted by the BPU in Q3 2020.

On February 28, 2020, Governor Murphy announced the offshore wind solicitation schedule to meet the 7,500 MW goal by 2035. Governor Murphy called on the BPU to once again take all necessary actions to implement the schedule. In April 2020, a consultant was retained, and the BPU is currently developing the second solicitation for approximately 1,200 to 2,400 MW. A Draft Solicitation Guidance Document will be released for public comment in July 2020, and the release of the solicitation is expected in Q3 2020 after approval by the BPU. Applications are expected in Q4 2020, with awards considered by the BPU in Q2 2021.

In addition to the above, the Rutgers’ Department of Marine and Coastal Sciences (DMCS) will continue assisting the BPU and the OSW industry with offshore wind modeling.

DISTRIBUTED ENERGY RESOURCES

In FY20, the first phase of the BPU's Town Center Distributed Energy Resources (TCDER) Microgrid Incentive Program was completed. Phase I consisted of TCDER Microgrid feasibility studies. The BPU funded 13 feasibility studies, which Staff reviewed and accepted. Also in FY20, the BPU launched Phase II of the TCDER Incentive Program. Phase II consists of incentives for a detailed design of the TCDER Microgrid, with the approved feasibility study participants eligible for Phase II incentives (one feasibility study participant voluntarily withdrew from consideration, leaving 12 eligible applicants for Phase II incentives). Eleven applications were received in May 2020, and in FY21 the BPU will review applications and consider awards for detailed design.

STATE ENERGY OFFICE

The State Facilities Initiative (SFI) identifies and implements EE projects in the state at governmental and or quasi-governmental mandated agencies and facilities to implement energy reduction, energy savings, and EE projects with the objective of producing energy and cost savings. The Energy Capital Committee (ECC), consisting of members from the Department of Treasury, including the Office of management and Budget and the Division of Property Management and Construction (DPMC) Energy Initiatives Group, along with the BPU's State Energy Office (SEO), coordinates and recommends approval of these projects based on evaluation of capital costs and anticipated energy savings. The SFI funds are allocated for and spent on projects identified by the SEO and the ECC. Additionally, the Board and DPMC entered into a Memorandum of Understanding on November 13, 2020 for the purpose of setting roles and responsibilities of the parties and governing SFI funding allocation and spending.

The FY20 budget includes additional funding for State-sponsored projects in Trenton and other projects to be identified and prioritized through the review of FY20 budget requests from State agencies. Projects will include continuation of the Richard J. Hughes Justice Complex project, the Department of Environmental Protection Building project, as well as other: (a) improvements, upgrades, and replacements of air handling and movement systems, (b) lighting and equipment upgrades and replacements, (c) boiler, chiller and HVAC replacements, (d) lighting and building controls, (e) RE and EE systems at State facilities, and (f) injection of funding for current State facility projects outside of the ECC domain that have an EE or RE component but are stalled due to lack of funding.

OUTREACH AND EDUCATION

In FY20, outreach and education will play a key role in driving energy savings and educating all customer markets of the benefits and cost savings associated with energy reduction plans.

The Division of Clean Energy postponed the Clean Energy Conference, which was to have occurred on April 3-5, 2020, due to the health crisis. The conference will help educate the public about the benefits derived from NJCEP and the opportunities available through the program. The conference will deliver a platform that will inform industry, government, and trade stakeholders about upcoming changes and enhancements to New Jersey's clean energy initiatives, increasing national recognition of New Jersey as a leader in clean energy.

The DCE looks forward to continuing to improve the visibility and exposure of NJCEP and to advance the State's clean energy goals through a variety of efforts, including outreach through its program administrator TRC, as well as strategic partnerships with academic and non-profit partners such as the New Jersey Institute of Technology and Sustainable Jersey.

EVALUATION

Evaluation and related research provide crucial insights into and analysis of clean energy markets and programs. The BPU is the lead agency tasked with the development and implementation of the EMP and NJCEP. As such, the BPU is required to track and report on progress in meeting the EMP goals, as well as to evaluate current and proposed NJCEP programs in terms of their achievement of energy savings, rate impact, and costs versus benefits of specific programs operated through ratepayer funds. The BPU is also required to establish baselines related to efficiency, RE generating sources, and emerging technologies and to evaluate the market potential for current and emerging clean energy technologies.

The CEA required the Board to establish an independent advisory group to study the evaluation, measurement, and verification process for EE and peak demand reduction programs. In FY20, Staff convened the Energy Efficiency Advisory Group, which played a key role in establishing the new EE framework.

Rutgers University's Center for Green Buildings will continue to support the BPU's DCE to manage program evaluation and the NJ Energy Data Center and to perform cost-benefit analyses and other related research activities.

The EE transition action required by the Board on June 10, 2020 required enhanced evaluation, measurement, and verification to ascertain both costs and savings, among other targets. Over the next quarter, DCE Staff will work to procure a statewide evaluator to assist in the independent evaluation of State and utility programs and to help lead the Evaluation, Measurement, and Verification Working Group as required by the Board on June 10, 2020.

FISCAL YEAR 2020

The funding recommendations for FY20 considered the program's historic results and proposed several changes to existing programs. The following table shows NJCEP program expenses, commitments, and energy savings/generation since FY19:

NJ Clean Energy Program						
<i>Historical Results</i>						
Category	FY14	FY15	FY16	FY17	FY18	FY19
Expenses:						
Energy Efficiency	\$ 178,097,682	\$ 187,876,975	\$ 158,597,561	\$ 154,637,292	\$ 141,866,785	\$155,100,858
DER	1,474,906	2,448,358	4,958,392	21,116,544	5,611,076	\$6,950,828
Renewable Energy	4,193,890	4,699,543	4,247,762	2,372,698	1,968,807	\$2,617,286
EDA Programs	5,524,016	2,877,474	202,606	2,550,186	134,654	\$98,749
NJCEP Admin	5,511,570	5,435,669	7,574,044	7,460,631	7,004,563	\$8,732,720
TRUE Grant	7,419,100	-	3,000,000	3,291,331	-	-
NJCEP Total Expenses	\$ 202,221,164	\$ 203,338,018	\$ 178,580,365	\$ 191,428,681	\$ 156,585,885	\$173,500,440
Year-end Commitments:						
Energy Efficiency	\$ 95,187,314	\$ 102,018,033	\$ 83,573,517	\$ 103,660,829	\$ 116,223,497	\$132,443,047
DER	6,050,795	9,361,807	31,490,510	25,075,756	19,732,356	\$14,231,341
Renewable Energy	7,755,043	7,233,804	7,442,096	-	-	\$572,829
EDA Programs	8,106,179	13,438,007	9,123,680	3,010,804	-	\$0
NJCEP Admin	-	-	552,330	2,185,196	1,698,195	\$2,976,858
TRUE Grant	1,874,500	-	-	-	-	-
Total Commitments	\$ 118,973,832	\$ 132,051,651	\$ 132,182,133	\$ 133,932,585	\$ 137,654,049	\$ 150,224,074
Total Program Need:						
Energy Efficiency	\$ 273,284,995	\$ 289,895,008	\$ 242,171,078	\$ 258,298,120	\$ 258,090,282	\$ 287,543,904
DER	7,525,702	11,810,165	36,448,902	46,192,300	25,343,433	21,182,168
Renewable Energy	11,948,933	11,933,347	11,689,858	2,372,698	1,968,807	3,190,115
EDA Programs	13,630,195	16,315,480	9,326,286	5,560,990	134,654	98,749
NJCEP Admin	5,511,570	5,435,669	8,126,374	9,645,827	8,702,758	11,709,578
TRUE Grant	9,293,600	-	3,000,000	3,291,331	-	-
NJCEP Total Need	\$ 321,194,996	\$ 335,389,669	\$ 310,762,498	\$ 325,361,266	\$ 294,239,934	\$ 323,724,514
Savings:						
Electric (Lifetime MWh)	6,040,321	6,596,626	5,196,520	8,702,258	4,741,803	7,660,502
Gas (Lifetime Dtherm)	16,657,595	14,611,466	19,448,885	17,537,782	18,961,253	13,831,065
Demand Reduction (kW)	80,245	113,442	69,668	76,104	52,461	75,304
Generation (MWh)	5,346,105	4,853,617	7,800,616	9,338,166	8,564,608	8,240,121

SBC Collection Schedule

For FY20, the allocation of the funding to utilities is based on the statewide Universal Service Fund proceeding that forecasts electric and natural gas operating jurisdictional revenues and normalized monthly sales, which are provided below.

NJ Utility Jurisdictional Operating Revenue and Volume					
Gas Operating Jurisdictional Revenues*			Electric Operating Jurisdictional Revenues		
	\$000			\$000	
Public Service Gas	1,680,257	56.1%	Public Service Electric	3,609,065	55.9%
NJNG	598,361	20.0%	JCP&L	1,681,619	26.0%
Elizabethtown	298,786	10.0%	Atlantic Electric	997,569	15.4%
South Jersey	417,182	13.9%	Rockland Electric	173,732	2.7%
Total	2,994,586	100.00%	Total	6,461,985	100.00%
*Excludes terms related to LCAPP legislation					
Calculation of Allocation between Gas and Electric					
Gas Revenue	2,994,586	32%			
Electric Revenue	6,461,985	68%			
Total Revenue	9,456,572				
source: 6/22/18 PSE&G USF filing					

Projected Sales Volumes														
Estimates of Normalized Jurisdictional Sales														
Units in (000s)														
	2018	2018	2018	2019	2019	2019	2019	2019	2019	2019	2019	2019	2019	Total
	October	November	December	January	February	March	April	May	June	July	August	September		
Gas Therms*														
NJNG	33,907	65,944	109,906	136,489	113,581	92,653	49,118	27,041	19,974	19,675	19,428	19,006		706,723
SJG	19,856	38,821	60,533	91,291	90,529	82,830	59,080	31,547	21,949	24,302	23,119	21,879		565,738
PSE&G	121,891	224,099	365,055	463,473	479,540	411,044	270,743	158,472	122,661	101,727	92,746	96,799		2,908,250
ETG	20,458	38,076	59,143	79,071	81,670	69,219	48,310	28,915	18,236	18,402	16,074	16,433		494,007
Total	196,112	366,940	594,638	770,323	765,321	655,747	427,251	245,975	182,820	164,107	151,367	154,117		4,674,718
Electric MWH														
PSE&G	3,151,972	2,951,581	3,354,645	3,534,714	3,398,390	3,259,907	2,960,422	2,947,589	3,550,873	4,262,165	4,225,464	3,833,547		41,431,270
JCP&L	1,492,596	1,514,791	1,726,757	1,746,784	1,574,309	1,567,437	1,399,128	1,528,122	1,817,589	2,155,187	2,039,450	1,619,277		20,181,427
ACE	637,406	609,249	659,499	750,198	719,617	654,466	597,301	580,341	690,045	902,280	981,497	913,372		8,695,271
RECO	114,169	115,890	120,677	128,894	120,141	114,557	103,551	107,959	125,218	158,975	157,425	146,294		1,513,750
Total	5,396,143	5,191,511	5,861,578	6,160,590	5,812,458	5,596,367	5,060,402	5,164,012	6,183,725	7,478,607	7,403,836	6,512,491		71,821,717
*Gas sales exclude wholesale therms														

Staff utilized the revenue and sales projection from the tables above to develop the proposed monthly utility payments. The table on the next page sets out the proposed monthly payments to the Clean Energy Trust Fund due from each utility. This fund accounts for revenues collected from the SBC on monthly utility bills. Funds generated from this charge are used to support clean energy initiatives.

Monthly Utility Funding Levels													
FY20	Jul	Aug	Sep	Oct	Nov	Dec	Jan	Feb	Mar	Apr	May	Jun	Total
ACE	\$2,958,794.29	\$3,218,566.32	\$2,995,170.56	\$2,090,210.27	\$1,997,875.68	\$2,162,656.28	\$2,460,080.26	\$2,359,800.69	\$2,146,154.61	\$1,958,695.23	\$1,903,080.66	\$2,262,824.70	\$28,513,909.55
JCP&L	\$7,067,382.79	\$6,687,853.00	\$5,310,003.45	\$4,894,585.61	\$4,967,368.42	\$5,662,456.53	\$5,728,129.94	\$5,162,542.43	\$5,140,007.47	\$4,588,081.29	\$5,011,084.02	\$5,960,316.77	\$66,179,811.72
PS-Electric	\$13,976,677.48	\$13,856,324.79	\$12,571,134.29	\$10,336,082.24	\$9,678,952.32	\$11,000,697.53	\$11,591,188.69	\$11,144,149.50	\$10,690,027.74	\$9,707,943.11	\$9,665,862.89	\$11,644,177.65	\$135,863,218.23
RECO	\$521,317.72	\$516,234.90	\$479,733.64	\$374,387.94	\$380,031.52	\$395,729.26	\$422,674.80	\$393,971.58	\$375,660.29	\$339,568.94	\$354,023.84	\$410,620.30	\$4,963,954.73
NJN	\$459,373.11	\$453,598.63	\$443,744.06	\$791,651.64	\$1,539,646.21	\$2,566,061.68	\$3,186,700.78	\$2,651,864.12	\$2,163,246.51	\$1,146,789.30	\$631,338.36	\$466,359.18	\$16,500,373.58
Etown	\$429,645.12	\$375,291.58	\$383,673.42	\$477,648.07	\$888,988.56	\$1,380,855.41	\$1,846,129.18	\$1,906,809.95	\$1,616,107.24	\$1,127,929.34	\$675,099.91	\$425,769.39	\$11,533,947.17
PS-Gas	\$2,375,093.95	\$2,165,418.49	\$2,260,045.25	\$2,845,879.51	\$5,232,197.42	\$8,523,219.23	\$10,821,041.05	\$11,196,175.64	\$9,596,957.48	\$6,321,228.53	\$3,699,970.79	\$2,863,849.73	\$67,901,077.07
SJG	\$567,407.24	\$539,772.93	\$510,826.20	\$463,602.35	\$906,380.90	\$1,413,308.55	\$2,131,436.20	\$2,113,657.88	\$1,933,901.56	\$1,379,395.63	\$736,562.46	\$512,456.05	\$13,208,707.95
Total	\$28,355,691.70	\$27,813,060.64	\$24,954,330.87	\$22,274,047.63	\$25,591,441.03	\$33,104,984.47	\$38,187,380.90	\$36,928,971.79	\$33,662,062.90	\$26,569,631.37	\$22,677,022.93	\$24,546,373.77	\$344,665,000.00

Monthly Utility Funding Levels

FY20	Jul 2020	Aug 2020	Sep 2020
ACE	\$2,958,794.29	\$3,218,566.32	\$2,995,170.56
JCP&L	\$7,067,382.79	\$6,687,853.00	\$5,310,003.45
PS-Electric	\$13,976,677.48	\$13,856,324.79	\$12,571,134.29
RECO	\$521,317.72	\$516,234.90	\$479,733.64
NJNG	\$459,373.11	\$453,598.63	\$443,744.06
Etown	\$429,645.12	\$375,291.58	\$383,673.42
PS-Gas	\$2,375,093.95	\$2,165,418.49	\$2,260,045.25
SJG	\$567,407.24	\$539,772.93	\$510,826.20
Total	\$28,355,691.70	\$27,813,060.64	\$24,954,330.87

CONCLUSION

On May 23, 2018, Governor Murphy signed the CEA, which requires the State to achieve 100% clean energy by 2050. The FY20 5th quarter proposed NJCEP plan continues critical advancement of initiatives that will support these ambitious goals. Staff's straw proposal includes the continuation and enhancement of programs that maximize EE and ensure equitable access to affordable EE opportunities for all citizens in the state.

Staff's straw proposal for the 5th quarter FY20 CRA emphasizes the benefits of EE as a foundational energy resource while providing additional benefits, including the health benefits associated with improved air quality, lower environmental compliance costs, increased grid reliability, and economic development opportunities in the form of jobs in construction and a more competitive business environment.

New Jersey's Clean Energy Program™

FISCAL YEAR 2020 PROGRAM DESCRIPTIONS AND BUDGETS



DIVISION OF CLEAN ENERGY

**Renewable Energy Programs, Energy Efficiency Programs, Distributed
Energy Resources, and NJCEP Administration Activities**

FY20 Compliance Filing Revision 2

July 29, 2020

Table of Contents

Introduction	3
DCE Renewable Energy Programs	3
Offshore Wind Program	3
Community Solar	4
NJWIND	4
DCE Energy Efficiency Programs	5
State Facility Initiatives	5
Community Energy Grants	6
DCE Distributed Energy Resources Programs.....	7
Energy Storage.....	7
Microgrid Development	7
Electric Vehicles.....	8
BPU Program Administration	8
BPU Program Administration	8
Sponsorships	9
Economic Development Authority.....	10
Evaluation/Analysis.....	10
Program Evaluation / Analysis.....	10
R&D Energy Tech Hub	12
Outreach and Education	13
Sustainable Jersey.....	13
New Jersey Institute of Technology	13
Clean Energy Conference.....	13
Workforce Development.....	13
Curriculum.....	13
Attachment A: Fiscal Year 2020 Program Budgets	14

Introduction

The Fiscal Year 2020 (FY20) Compliance Filing Revision 2 provides program descriptions and budgets for the *New Jersey Clean Energy Programs™* (NJCEP) administered by the New Jersey Board of Public Utilities (BPU or the Board) and its Division of Clean Energy (DCE).

New Jersey's Clean Energy Program is a signature initiative of the BPU that promotes increased energy efficiency (EE), the use of clean, renewable sources of energy including solar and wind, and distributed energy resources (DER). The results for New Jersey are a stronger economy, less pollution, lower costs, and reduced demand for electricity. NJCEP offers financial incentives, programs, and services for residential, commercial, and governmental customers.

DCE Renewable Energy Programs

Offshore Wind Program

Established in 2018, the Interagency Taskforce on Offshore Wind (OSW) was developed to implement Executive Order 8, which called upon all State agencies with responsibility under the Offshore Wind Economic Development Act (OWEDA) (statute amending P.L. 2007, c. 340 and P.L. 1999, c. 23) to work collaboratively towards the establishment of a vibrant offshore wind market in New Jersey and in the region. In Fiscal Year 2019 (FY19), the Board retained a consultant for the Offshore Wind Strategic Plan for a two-year term that will be completed in the 5th quarter of FY20. The Offshore Wind Strategic Plan was launched in August 2018 and includes establishing the framework for moving forward in consultation with stakeholders and strategic partners.

Additionally, an RFQ for an offshore wind economic consultant was issued in FY19 for the review and evaluation of offshore wind project proposals, consistent with OWEDA, specifically regarding the technical feasibility of proposals, the energy producing capacity underlying project economic performance, energy pricing, cost/benefit analysis, job creation, project financing, and the public subsidy requested. The Board awarded a contract in FY19, with all costs to be recovered through the OSW applicants' application fees, as allowed under OWEDA.

In September 2018, the Board announced the opening of a competitive solicitation for 1,100 MW, at the time the largest single state solicitation in the nation, and a framework for future solicitations. The competitive solicitation resulted in applications from three experienced offshore wind developers that represent multi-billion-dollar investments and hundreds of clean energy jobs for New Jersey. In December 2018, the Board adopted the OREC Funding Mechanism Rules, which established a new and innovative funding structure reducing risk for investors. On June 21, 2019, the Board unanimously approved the 1100 MW Ocean Wind Project to be developed 15 miles off the coast of Atlantic City, scheduled to begin delivering energy to the state in 2024 and projected to power and estimated 500,000 homes.

On November 19, 2019, Governor Murphy signed Executive Order 92, which increased the State's offshore wind goals to 7500 MW, estimated to bring enough wind energy to provide power for half the state's needs by 2035. On February 28, 2020, the Governor announced a planned solicitation

schedule for the full 7500 MW to provide transparency to the industry and to show commitment to the development of wind in New Jersey. The solicitation schedule also allows for flexibility to make adjustments to the schedule to capture the best benefits for citizens of the state on issues of cost, development of transmission, supply chain establishment, federal tax credits, and more.

In the 5th quarter of FY20, Board staff (Staff) will continue its efforts towards advancing the goals of generating 7,500 MW by the year 2035 from offshore wind through the release of the Draft Offshore Wind Strategic Plan, the adoption of the Final Offshore Wind Strategic Plan, and the release of Solicitation 2. Additionally, the Rutgers' Department of Marine and Coastal Sciences (DMCS) will continue assisting with offshore wind modeling.

Staff has identified two additional necessary activities:

1. Efforts to review and develop options for a transmission solution for OSW power to the New Jersey transmission and distribution grid to determine how transmission will be addressed in future solicitations.
2. A consultant to support Staff over a multi-year period for the following tasks:
 - Development of transmission recommendations;
 - Development of additional recommendations for solicitation guidance; and
 - Evaluation of responses to additional OSW generation solicitations.

Community Solar

The New Jersey Community Solar Energy Pilot Program was launched on February 19, 2019, pursuant to the Clean Energy Act (P.L. 2018, c. 17). The Pilot Program specifically aimed to increase access to solar energy by enabling electric utility customers to participate in a solar generating facility that may be remotely located from their own residence or place of business. On January 17, 2019, the Board approved the Community Solar Energy Pilot Program following substantial public input and launched it on February 19, 2019 upon the publication of rules in the New Jersey Register. The Pilot Program established a capacity limit of at least 75 MW per year for three years, at least 40% of which must be allocated to projects serving low- and moderate-income participants. Pursuant to the CEA, the Pilot Program will be replaced within three years by a permanent Community Solar Program.

In addition to the Pilot Program rule, the Board approved and released the Program Year 1 Community Solar Energy Pilot Program application form on March 29, 2019. The Program Year 1 application period opened on April 9, 2019 and closed on September 9, 2019. The Board received 252 applications, representing over 650 MW. On December 20, 2019, the Board granted conditional approval to 45 projects, representing almost 78 MW. All 45 projects have committed to allocating at least 51% of project capacity to low- and moderate-income subscribers. In the summer of 2020, the Board will be conducting further stakeholder engagement to evaluate the Program Year 1 process before issuing the Program Year 2 application form in 2020.

NJWIND

On August 16, 2019, Governor Phil Murphy signed Executive Order No. 79 and established a Council for the Wind Innovation and New Development (WIND) Institute, charged with developing and implementing a plan to create a regional hub for New Jersey's burgeoning offshore wind industry and build upon the Murphy Administration's commitment to making New Jersey a national leader in offshore wind. The Council includes representatives from the Office of the Secretary of Higher Education, the New Jersey Economic Development Authority, the Board of Public Utilities, the Department of Education, the Department of Environmental Protection, and the Department of Labor and Workforce Development.

On April 22, 2020, the Wind Council released a report detailing plans for creating the WIND Institute, which will serve as a center for education, research, innovation, and workforce training related to the development of offshore wind in New Jersey and the Northeast and Mid-Atlantic region. The WIND Institute will coordinate and galvanize cross-organizational workforce and innovation efforts to position New Jersey as a leader in offshore wind. A primary function of the WIND Institute will be to act as a centralized hub for offshore wind workforce development by coordinating across stakeholder groups and State agencies to support the development and delivery of programs and facilities that empower New Jerseyans to participate in the offshore wind industry. While the process to establish the WIND Institute through legislation is ongoing, immediate action is needed to lay a cohesive groundwork for workforce development.

In the 5th quarter of FY2020, BPU will collaborate with the Economic Development Authority (EDA) to support the launch and growth of the WIND Institute, with efforts focused on workforce development and utilize funds established in the FY20 budget to support the execution of initiatives outlined by the Governor in his April 2020 WIND Institute report. Specifically, efforts will focus on empowering New Jersey's workforce to participate in the offshore wind industry.

Those efforts will include establishing pathways into the offshore wind industry for New Jersey students and workers. A cross-governmental working group will collaborate with New Jersey's higher education institutions to identify opportunities for students to successfully enter the industry and execute initiatives that will cement these pathways into the industry (e.g., apprenticeships) and address potential barriers for New Jersey workers (e.g., expanding pool of qualified instructors). Funds will be used to develop a pathway plan between training and jobs, implement that plan, develop a wind turbine technician training program, develop a Global Wind Organization (GWO) safety training program and facility in New Jersey, and launch a WIND Institute Workforce seminar. The seminar will provide local stakeholder groups – including labor unions, comprehensive high schools, vocational technical schools, colleges, and universities – with insight into the State's plan for offshore wind and details around industry jobs, including expected job numbers, timing, skills, and required credentials. This information will enable the State's workforce development effort to effectively plan and launch solutions that will prepare local students and workers for participation in the offshore wind industry.

Together, these efforts will enable New Jersey to create a foundation for a targeted and coordinated offshore wind workforce development approach that creates job opportunities for a

wide range of New Jersey students and workers.

DCE Energy Efficiency Programs

State Facility Initiatives

The State Facilities Initiative identifies and implements EE projects in State-owned facilities or State-sponsored projects with the objective of producing energy and cost savings. The Energy Capital Committee, consisting of members from Treasury and the BPU's Division of State Energy Services and State Energy Office, coordinates and recommends approval of these projects based on evaluation of capital costs and anticipated energy savings. The FY20 budget includes additional funding for State-sponsored projects in Trenton and other projects to be identified and prioritized to achieve EE savings and equipment upgrades. In November 2019, the Board entered into an MOU with the Department of Treasury's Division of Property Management and Contracting to establish criteria for selecting and allocating funds on the designated priority list. Projects will meet one or more of the following criteria: (a) improvements, upgrades, and replacements of air handling and movement systems, (b) lighting and equipment upgrades and replacements, (c) boiler, chiller and HVAC replacements, (d) lighting and building controls, (e) renewable energy (RE) and EE systems all at State facilities, and (f) injection of funding for current State facility projects outside of the ECC domain that have an EE or RE component but are stalled due to lack of funding. Following the guidelines established in the 2019 MOU, the ECC will continue to develop projects until funding is exhausted. The Clean Energy Fund can appropriate additional funds to support these efforts as need be.

Community Energy Grants

The Board created the Community Energy Grants Program in FY19. The FY20 budget includes funding for Phase 1 of the program, which was approved by the Board at its May 8, 2019 agenda meeting. The program helps communities to leverage existing complementary programs, as well as encourage other energy saving behavior modifications, with the goal of reducing energy usage as a whole. The grants assist communities, municipalities, and counties to identify their own needs, benchmark energy usage and emissions, and create their own community energy plans to reach goals that are in line with the Energy Master Plan (EMP) and Governor Murphy's goals to fight climate change.

Details regarding the program and Phase 1 can be found in the program requirements and application previously approved by the Board. Staff will manage the program, with maximum grant awards determined according to the size of the community applying for the grant but not to exceed \$25,000 per grant.

DCE Distributed Energy Resources Programs

Energy Storage

In FY19, the Board retained Rutgers University to conduct an analysis of energy storage (ES) in New

Jersey pursuant to the Clean Energy Act. The contract for the requested analysis commenced on November 1, 2018 and the final report was accepted by the Board at the June 12, 2019 Board meeting.

In the 5th quarter of FY20, the BPU will initiate a proceeding to establish a process and mechanism for achieving the State's energy storage goals focusing on achieving 2000 MW of energy storage by 2030 and strategically adding storage as expeditiously as possible. The FY20 budget includes funding for grants and administration of this program. Details on program requirements and applications will be subsequently reviewed and approved by the Board.

Microgrid Development

The BPU learned from Superstorm Sandy that business as usual – with respect to the electric distribution system overall and backup generators at critical facilities – was inadequate for resilience.

To address resilience at critical facilities, in 2014, the BPU provided funding to the New Jersey Institute of Technology to conduct a study of potential locations for Town Center Distributed Energy Resources (TCDER) microgrids in the Sandy-affected regions of the state.

The 2015 EMP recommended an increase in the use of microgrid technologies, and in November 2016, the BPU issued a microgrid report that formed the basis for New Jersey's initial microgrid program.

In FY18, the BPU initiated Phase I of the microgrid program through which interested applicants could submit requests to fund TCDER microgrid feasibility studies. The universe of program applicants was limited to local government entities or state agencies that own or manage critical facilities.

The BPU awarded a total of approximately \$2 million to 13 public entities (municipalities, counties, and authorities) to conduct the feasibility studies. The BPU reviewed the studies in FY19 and found 12 to be eligible for the next round of funding (one participant withdrew from further consideration).

In FY20, the BPU initiated Phase II of the program, which will provide incentives for detailed designs of TCDER microgrids. Of the 12 approved feasibility study participants eligible for Phase II incentives, 11 submitted applications in May 2020. The BPU will review the applications and consider awards in the 5th quarter of FY20.

After the design and engineering phase is completed, TCDER applicants will decide whether to move forward with Phase III, which encompasses the construction and implementation of the TCDER microgrid projects. To assist towns to advance projects into Phase III, BPU applied for and received a grant of approximately \$300,000 from the U.S. Department of Energy to conduct a study regarding financing microgrids. The study has the following objectives:

- Analyze existing best practices to inform the development of the procurement/financing models;
- Evaluate and track the TCDER microgrid applicants as they enter the procurement and financing process to derive “real-world” information that can further refine the models; and
- Produce a guide grounded in legal, economic, and regulatory realities to help jurisdictions in New Jersey and across the United States to better understand the process of procuring and financing advanced community microgrids.

The BPU is not limiting TCDER microgrids to the feasibility study participants. Any local entity can move forward with design, development, and construction of a TCDER without the approval of the BPU if financing options are available to them.

Electric Vehicles

On January 17, 2020, Governor Murphy signed into law P.L. 2019, c. 362, which set goals for the State related to transportation electrification. The law established the “Plug-in Electric Vehicle (EV) Incentive Fund,” mandated the Board to establish and implement an incentive program for light-duty plug-in EVs, and granted the Board the authority to establish and implement an incentive program for in-home (residential) EV charging equipment. The Board will utilize SBC funds to further encourage EV adoption and achieve the goals set forward in the law, which include the following:

- 330,000 light-duty, plug-in electric vehicles shall be registered in New Jersey by December 31, 2025 and at least 2 million electric vehicles shall be registered in New Jersey by December 31, 2035;
- At least 85% of all new light-duty vehicles sold or leased in New Jersey shall be plug-in electric vehicles by December 31, 2040;
- At least 25% of State-owned non-emergency light duty vehicles shall be plug-in electric vehicles by December 31, 2025;
- At least 400 DC fast chargers shall be available for public use at no fewer than 200 charging locations in the state by December 31, 2035;
- At least 1,000 Level 2 EV chargers shall be available for public use across the state by December 31, 2025; and
- The Department of Environmental Protection, in consultation with the Board, shall establish goals for vehicle electrification and infrastructure development for medium and heavy duty vehicles by December 31, 2020.

In order to achieve these goals, the State will implement an incentive program that advances transportation electrification while decreasing greenhouse gas emissions. The Charge Up New Jersey program is funded by the Plug-in Electric Vehicle Incentive Fund, which was mandated by P.L. 2019, c. 362. BPU contracted with the Center for Sustainable Energy (CSE) to administer three stages to achieve the goals of the law. During Stage One, which launched on May 27, 2020, applicants will apply for rebates post-purchase or post-lease directly to CSE, which will process them on a first-come, first-served basis and issue them to eligible applicants in single payments via check. Stage Two, regarding incentives available at point-of-sale, is anticipated to launch in the next few months, further simplify the process for applicants, and increase achievement of goals. The incentive will be applied directly at the time of purchase or lease, and all paperwork will be facilitated by the salesperson or representative. All incentives are subject to availability of funds. Stage Three, expected to be developed in FY21, will establish a charger incentive program.

In addition to the Charge Up New Jersey program, which offers incentives for light-duty personal vehicles, the DCE received a grant from the U.S. Department of Energy to establish an Electric Vehicle Program to support the purchase and use of zero-emissions vehicles and infrastructure for government entities, as well as to support establishment of a low-income ride share program.

In order to fully address the goals established by P.L. 2019, c. 362, the Board must also establish standards and guidelines concerning the EV charging infrastructure necessary to ensure increased EV adoption. On May 18, 2020, the Board released the New Jersey Electric Vehicle Infrastructure Ecosystem 2020 Straw Proposal to guide the establishment of minimum filing requirements for electric utilities to support light duty EV charging. The Board held a stakeholder meeting on June 3, 2020 on the Straw Proposal. Prior to September 30, 2020, Staff anticipates making recommendations on the establishment of minimum requirements for light duty vehicles and to establish a similar Straw Proposal process for medium and heavy duty charging.

BPU Program Administration

BPU Program Administration

The DCE is charged by the Board with the responsibility for administering NJCEP. As the administrator of NJCEP, the DCE is responsible for various program-related matters, including:

1. Developing recommendations to the Board regarding programs to be funded, budgets for those programs, and various matters related to the administration and implementation of the programs;
2. Drafting Board orders memorializing Board decisions and tracking compliance with such orders;
3. Administering the Clean Energy Trust Fund to support all program activity, including:
 - a. Ensuring compliance with State policy and procedures regarding all payments to and from the Clean Energy Trust Fund for program-related activities;

- b. Coordinating with the Department of Treasury with regard to financial management and reporting of NJCEP and reconciliation of the Clean Energy Trust Fund with the rest of the State financial system; and
 - c. Coordinating the activities of various working groups and stakeholder meetings, including soliciting input regarding programs, budgets, and program administrative matters;
4. Overseeing the activities of the program administrator, as well as the utilities, EDA, and DCE itself with regard to education and outreach efforts, and other issues;
 5. Developing reporting guidelines and providing the Board with regular updates regarding program activities;
 6. Developing protocols for measuring energy savings and renewable energy generation;
 7. Overseeing evaluation and related research activities;
 8. Developing program goals, performance indicators and minimum requirements for program management;
 9. Monitoring program activity, reviewing evaluation results, and recommending modifications to programs and budgets as required;
 10. Developing requests for proposals to engage program administrators and/or managers, evaluation contractors, consultants, and other contractors that assist with the administration of the programs, evaluating proposals received, and selecting contractors;
 11. Facilitating resolution of issues related to program management and customer complaints;
 12. Managing the Comprehensive Resource Analysis proceedings to set funding levels; and
 13. Managing requests for proposals for program services and related program transition activities.

Sponsorships

This component of the budget includes funding for sponsoring the National Association of State Energy Offices (NASEO), which coordinates efforts among state energy offices, as well as other memberships key to ensuring collaboration and utilization of best practices from other states.

Economic Development Authority

The EDA will continue to manage grants and loans previously approved within the portfolio of NJCEP:

1. The Edison Innovation Clean Energy Manufacturing Fund (CEMF); and
2. The Edison Innovation Green Growth Fund (EIGGF).

The CEMF program provides assistance in the form of low-interest loans and non-recoverable grants to companies manufacturing renewable energy, clean energy and energy-efficiency products in New Jersey. The CEMF will ultimately provide New Jersey consumers with greater access to these products by developing manufacturing facilities in the state.

The EIGGF program offers assistance in the form of loans to clean technology companies that have achieved “proof of concept” and successful, independent beta results and that are seeking funding to grow and support their technology business. The EIGGF will ultimately provide New Jersey consumers with greater access to these products by developing emerging technologies in the state.

No new applications will be accepted and no new grants or incentives will be awarded during the 5th quarter of FY20. Instead, EDA will manage the existing portfolio of loans and grants previously awarded through the programs. Ongoing work may include, but is not limited to, paying incentives previously awarded, monitoring compliance with the funding agreements, and collecting loan repayments.

Evaluation/Analysis

Program Evaluation / Analysis

Evaluation and related research provides insights into and analysis of clean energy markets and programs. The BPU is the lead implementing agency for the development and implementation of the New Jersey EMP and NJCEP. As such, the BPU is required to track and report on progress in meeting EMP goals, as well as to evaluate current and proposed NJCEP programs in terms of their rate impact and the costs versus benefits of specific programs operated through ratepayer funds. The BPU is also required to establish baselines related to EE, renewable energy generating sources, and emerging technologies and to evaluate the market potential for current and emerging clean energy technologies.

The BPU has engaged Rutgers University’s Center for Green Buildings (RCGB) to manage program evaluation and the NJ Energy Data Center and to perform cost-benefit analyses and other related research activities either directly or through subcontracts with third parties. Through the 5th quarter of FY20, RCGB will continue to: (i) develop evaluation and related research plans; (ii) solicit input on DCE plans, assist in the development of analyses to advance the EE transition, and participate in working groups and stakeholder meetings as needed; and (iii) implement the final plans approved by DCE.

Once evaluation plans are approved, RCGB will either perform the evaluation and research activities or develop the technical components of RFPs to engage outside contractors to perform the evaluations. RCGB will work with DCE staff to perform annual tasks and additional, one-time evaluation activities related to specific priorities for FY20, as detailed in the table below. RCGB will also work with the DCE to subcontract certain tasks related to RCGB activities through an RFP issued by Rutgers. RCGB’s technical experience will also support other, larger evaluation activities of the

DCE, procured through Treasury. In certain cases, the DCE will procure and directly manage additional evaluations.

RCGB and other evaluation contractors will work with the DCE and NJCEP Administrator, as well as other relevant parties, to implement the contracted evaluations and support the overall clean energy evaluation activities of the BPU.

During FY20, the Evaluation and Related Research budget component consists of the following subcomponents:

1. *Program Evaluation Contractors*

This portion would fund the above-described contract to provide overall program evaluation management services, track progress towards EMP goals, and perform cost benefit analyses using the services of the RCGB. It would also fund additional evaluation activities, as procured by Treasury.

FY20 priorities for evaluation activities for the DCE include:

Fiscal Year	Evaluation Study Name ¹	To be conducted by
<p>FY20 (1 July 2019 to 30 Sept 2020)</p>	<p>1. Annual Evaluation Tasks</p> <ul style="list-style-type: none"> a. NJCEP Energy Efficiency Program Cost Benefit Analysis <ul style="list-style-type: none"> i. Avoided Costs Inputs/Assumptions Report ii. CBAs: Retrospective and Prospective iii. NJCEP Protocols for Estimating Energy Savings iv. Peer Benchmarking/Process Evaluation b. Energy Master Plan (EMP) and NJ Energy Data Center <ul style="list-style-type: none"> i. Develop & Maintain EMP Goal Metrics ii. NJ EMP Performance iii. Manage & update NJ Energy Data Center c. NJCEP Research Plan d. Facilitate Evaluation Meetings and other Contract Activities e. Management of 3rd Party Studies f. Contract Management and Administration 	RCGB
	<p>2. FY20 One-Time Priorities</p> <ul style="list-style-type: none"> a. Review of CBA Methods, including Net-to-Gross and Non-Energy Benefits, and Code Compliance Attribution Best Practices b. Code Compliance Study c. Energy Efficiency Behavioral Pilot Study d. Strategic Energy Management (SEM) Pilot 	RCGB
	<p>3. FY20 One-Time Priorities</p> <ul style="list-style-type: none"> a. Code Compliance Study b. Energy Benchmarking Program Study c. NJCEP Program Development Evaluations d. NJCEP Impact and Process Evaluations 	3 rd Party Subcontractor, Procured by RCGB
	<p>4. 3rd Party Studies</p> <ul style="list-style-type: none"> a. Solar Transition Study b. Electric Vehicle Opportunities and Impacts Study c. Feasibility Study of Clean Energy for NJ Transit Facilities d. Building & Equipment Baseline Studies e. Emerging Technologies Studies f. Marketing Study g. Other Clean Energy Evaluations 	3 rd Party Contractor, Procured by Treasury

¹The timeline for completing the evaluations may vary. Evaluations started in FY20 may or may not be completed in that same fiscal year.

R&D Energy Tech Hub

Building on our innovation ecosystem, the Clean Energy Program will sponsor research and development of cutting edge clean energy technology. The BPU will partner with EDA to strengthen the state's cleantech ecosystem and encourage the continued development and growth of the green workforce and economy focusing on innovation. Through a public engagement process, the joint BPU-EDA team is recommending support for two cleantech innovation-related initiatives.

- The first program will be a seed grant program to support the R&D activities for very early-stage, New Jersey-based cleantech companies. These grants will aim to enable businesses to continue their work into the proof of concept and prototyping stages, at which point they can more readily attract outside investors and, in some cases, begin to generate revenue.
- The second program will focus on a cleantech R&D asset mapping and a voucher initiative to increase awareness, access, and utilization of the state's physical cleantech innovation-related assets. This initiative would launch an effort to inventory the relevant R&D assets and help facilitate greater third party access by encouraging more standardized approaches to pricing, certifications/training, and usage agreements. Additionally, the initiative will develop a platform to make relevant asset-sharing information readily accessible to interested individuals and businesses in order to increase access to technology such as testing equipment and specialized fabrication equipment. EDA would help stimulate the asset-sharing marketplace by subsidizing the cost of a third party's access to specific R&D assets through a voucher program.

Outreach and Education

Sustainable Jersey

The BPU's Sustainable Jersey contract supports NJCEP's goals through a robust program that builds a base of local support for clean energy initiatives, implements targeted programs to increase EE and renewable energy, and researches new programs and strategies to leverage local capacity to advance clean energy goals. The efforts assist in expanding the reach of NJCEP's programs, and 5th quarter plans include expanding offerings related to EVs, community solar outreach, community energy planning grants, and the development of additional EE toolkits.

New Jersey Institute of Technology

The NJIT Center for Building Knowledge (CBK) provides high-quality and training on EE in the state and on select aspects of NJCEP. In FY20, CBK will offer a series of activities designed to support and significantly expand the Learning Center offerings in four core education programs: residential, commercial and industrial; microgrids; and community solar.

Project activities for the CBK include, but are not limited to, maintaining and expanding the CBK Advisory Group; updating and maintaining existing content and the CELC website; developing and adding new materials and content; developing trainings and educational toolkits for various NJCEP programs; and completing an annual report.

Clean Energy Conference

The DCE will reschedule the planned Clean Energy Conference, which was delayed due to health concerns related to COVID-19. The conference will improve the visibility and exposure of NJCEP and advance the state's clean energy goals by helping to educate the public about the benefits derived from NJCEP and the opportunities available through the program, thereby increasing program participation. The conference will deliver a platform that will inform industry stakeholders about upcoming changes and enhancements to New Jersey's clean energy initiatives, thereby increasing New Jersey's national recognition as a leader in clean energy.

Workforce Development

As the clean energy economy continues to grow in New Jersey, we recognize that workforce development and training are key components of realizing our efficiency, generation, and energy equity goals while providing clean, green jobs to workers in New Jersey. To that end, the NJCEP will launch a workforce development program, with a focus on community-based approaches that will build a more inclusive and representative clean energy workforce. This will consist of: a Workforce Development Grant Program, which will provide funding to nonprofits, community-based organizations, colleges/universities, technical training facilities, and high schools/vocational-tech schools located in or that serve Urban Enterprise Zones; an incentive-based mentorship/apprenticeship program with contractors; enhanced incentives for customers that hire local contractors and that are based in and serve their communities; and establishment and development of prioritization/weighting process to support minority-, veteran-, women-, and low- to moderate-income businesses and contractors in implementing EE programs. The development and implementation of these initiatives will be guided and supported by the Workforce Development and Equity Working Groups established through the energy efficiency transition.

Attachment A: Fiscal Year 2020 Program Budgets

The following tables set out a detailed FY20 budget:

Fiscal Year 2020 Detailed Budgets - Proposed Reallocation

FY 2020 Budget Reallocation		Cost Category Budgets					
Program/Budget Line	Total Budget	Administration	Sales, Marketing, Website	Training	Rebates, Grants and Other Direct Incentives	Rebate Processing and QA	Evaluation
Total -NJCEP + State Initiatives	560,087,029.42	30,094,524.53	12,890,959.90	7,971,665.63	482,517,378.17	15,115,856.61	10,496,644.58
State Energy Initiatives	102,328,074.42	0.00	0.00	0.00	102,328,074.42	0.00	0.00
Total NJCEP	457,758,955.00	30,094,524.53	12,890,959.90	7,971,665.63	380,189,303.75	15,115,856.61	11,496,644.58
EE Programs	373,027,257.27	19,161,887.96	1,901,091.90	1,484,165.63	336,962,623.03	13,450,842.61	66,646.14
Res EE Programs	80,554,228.70	6,844,074.38	217,534.50	510,000.00	65,514,675.34	7,467,944.48	0.00
Residential Retrofit	33,689,970.96	3,626,810.34	108,767.25	501,000.00	26,882,973.70	2,570,419.67	0.00
RNC	16,684,371.82	1,958,825.95	54,383.55	9,000.00	13,627,321.30	1,034,841.02	0.00
EE Products	30,179,885.92	1,258,438.09	54,383.70	0.00	25,004,380.34	3,862,683.79	0.00
Res Low Income	45,500,000.00	2,870,758.50	1,248,488.10	886,665.63	38,786,019.66	1,641,421.97	66,646.14
Comfort Partners	45,500,000.00	2,870,758.50	1,248,488.10	886,665.63	38,786,019.66	1,641,421.97	66,646.14
C&I EE Programs	190,384,155.13	9,447,055.08	435,069.30	87,500.00	176,073,054.59	4,341,476.16	0.00
C&I Buildings	140,823,490.07	7,090,450.92	326,301.90	37,500.00	129,747,420.94	3,621,816.31	0.00
LGEA	4,288,266.97	1,128,645.02	54,383.70	25,000.00	2,584,312.47	495,925.78	0.00
DI	45,272,398.09	1,227,959.14	54,383.70	25,000.00	43,741,321.18	223,734.07	0.00
Multi-family EE	0.00	0.00	0.00	0.00	0.00	0.00	0.00
Multi-family	0.00	0.00	0.00	0.00	0.00	0.00	0.00
State Facilities Initiative	56,588,873.44	0.00	0.00	0.00	56,588,873.44	0.00	0.00
State Facilities Initiative	56,588,873.44	0.00	0.00	0.00	56,588,873.44	0.00	0.00
Distributed Energy Resources	27,093,909.11	814,031.29	54,383.70	12,500.00	25,921,012.32	291,981.80	0.00
CHP - FC	22,953,909.11	814,031.29	54,383.70	12,500.00	21,785,970.79	287,023.33	0.00
RE Storage	140,000.00	0.00	0.00	0.00	135,041.53	4,958.47	0.00
Microgrids	4,000,000.00	0.00	0.00	0.00	4,000,000.00	0.00	0.00
RE Programs	6,834,010.46	1,011,619.08	54,383.70	25,000.00	0.00	1,373,032.20	4,369,975.48
Offshore Wind	4,369,975.48	0.00	0.00	0.00	0.00	0.00	4,369,975.48
Community Solar	0.00	0.00	0.00	0.00	0.00	0.00	0.00
SREC Registration	2,464,034.98	1,011,619.08	54,383.70	25,000.00	0.00	1,373,032.20	0.00
EDA Programs	113,236.20	113,236.20	0.00	0.00	0.00	0.00	0.00
Planning and Administration	23,985,541.96	4,443,750.00	10,881,100.60	0.00	1,600,668.40	0.00	7,060,022.96
BPU Program Administration	4,443,750.00	4,443,750.00	0.00	0.00	0.00	0.00	0.00
BPU Program Administration	4,443,750.00	4,443,750.00	0.00	0.00	0.00	0.00	0.00
Marketing	4,000,000.00	0.00	4,000,000.00	0.00	0.00	0.00	0.00
New Marketing Contract	4,000,000.00	0.00	4,000,000.00	0.00	0.00	0.00	0.00

CEP Website	400,000.00	0.00	400,000.00	0.00	0.00	0.00	0.00
Program Evaluation/Analysis	7,060,022.96	0.00	0.00	0.00	0.00	0.00	7,060,022.96
Program Evaluation	6,895,942.96	0.00	0.00	0.00	0.00	0.00	6,895,942.96
Research and Analysis	164,080.00	0.00	0.00	0.00	0.00	0.00	164,080.00
Outreach and Education	8,039,769.00	0.00	6,481,100.60	0.00	1,558,668.40	0.00	0.00
Sustainable Jersey	867,085.00	0.00	0.00	0.00	867,085.00	0.00	0.00
NJIT Learning Center	691,583.40	0.00	0.00	0.00	691,583.40	0.00	0.00
Conference	750,000.00	0.00	750,000.00	0.00	0.00	0.00	0.00
Outreach, Website, Other	5,731,100.60	0.00	5,731,100.60	0.00	0.00	0.00	0.00
Sponsorships	42,000.00	0.00		0.00	42,000.00	0.00	0.00
Sponsorships	42,000.00	0.00	0.00	0.00	42,000.00	0.00	0.00
New Initiatives	26,705,000.00	4,550,000.00	0.00	6,450,000.00	15,705,000.00	0.00	0.00
Community Energy Grants	100,000.00	0.00	0.00	0.00	100,000.00	0.00	0.00
Storage	4,105,000.00	0.00	0.00	0.00	4,105,000.00	0.00	0.00
Electric Vehicles	14,000,000.00	4,000,000.00	0.00	0.00	10,000,000.00	0.00	0.00
Charge Up New Jersey Program	4,000,000.00	4,000,000.00	0.00	0.00	0.00	0.00	0.00
Plug In EV Incentive Fund	10,000,000.00	0.00	0.00	0.00	10,000,000.00	0.00	0.00
NJ Wind	4,500,000.00	50,000.00	0.00	4,450,000.00	0.00	0.00	0.00
R&D Energy Tech Hub	1,500,000.00	0.00	0.00	0.00	1,500,000.00	0.00	0.00
Workforce Development	2,500,000.00	500,000.00	0.00	2,000,000.00	0.00	0.00	0.00
Curriculum	0.00	0.00	0.00	0.00	0.00	0.00	0.00



Charge Up New Jersey
Fiscal Year 2020 Compliance Filing
Stage One: The Post-Purchase Incentive Program



(this page intentionally left blank)

Table of Contents

I.	Introduction	4
II.	Program Purpose and Strategy Overview	4
III.	Program Description	4
IV.	Eligibility	5
	Applicant Eligibility	5
	Vehicle Eligibility	6
	Incentives for Eligible Vehicles	6
V.	Program Requirements	7
	Application Process	7
	Applicant Responsibilities	7
VI.	Call Center Coordination	8
VII.	Quality Control Provisions	8

I. Introduction

This Fiscal Year 2020 (FY20) Compliance Filing provides the program description for the Charge Up New Jersey program, administered by the New Jersey Board of Public Utilities (BPU or the Board) and its Division of Clean Energy (DCE). The Charge Up New Jersey program was developed in accordance with [P.L.2019, c.362](#), codified at N.J.S.A. 48:25-1 to -11, and amending, in relevant part, N.J.S.A. 48:3-60(a)(3), which directed the Board to establish and implement a program to incentivize the purchase or lease of new light-duty plug-in electric vehicles (EVs) in the State of New Jersey.

II. Program Purpose and Strategy Overview

The Charge Up New Jersey program was mandated by the signing of S2252 into law, P.L.2019, c.362 on January 17, 2020. This program will enable New Jersey residents, who purchase or lease an eligible electric vehicle on or after January 17, 2020, to apply for an incentive. It is envisioned that the Charge Up New Jersey program will have two stages. This FY20 Compliance Filing covers Stage One - The Post-Purchase Incentive Program (Stage One). The Point-of-Sale Program (Stage Two) is still in development. A separate Compliance Filing will be submitted for Stage Two of the program.

The Post-Purchase Incentive Program (Stage One): Stage One of the Charge Up New Jersey program will span from January 17, 2020 until the official launch of Stage Two – the Point-of-Sale Program. During Stage One, applicants would apply post-purchase or lease directly to the program administrator, the Center for Sustainable Energy (CSE), at the official program website. Incentives will be processed on a first-come, first-served basis by the program administrator and issued to eligible applicants in a single payment via check. All incentives are subject to availability of funds.

The Stage One application process is designed to be as simple and streamlined as possible. Stage One will utilize a simple online user interface, wherein applicants will fill out an application, acknowledge terms and conditions, and upload required documentation within the same portal. After the application is submitted in full, applicants will have the ability to check the status of their applications through this online portal. Applicants can expect to receive an incentive within 120 days, subject to availability of funds, after a completed application is approved.

The Point-of-Sale Program (Stage Two): On or before July 15, 2020 Stage Two will be launched. It will further simplify the process for applicants since it will happen at the time of the vehicle transaction in a New Jersey dealership or showroom. The incentive will be applied directly to the transaction (point-of-sale) in full and all paperwork will be facilitated by the salesperson or representative.

III. Program Description

The intent of the Charge Up New Jersey program is to encourage the purchase or lease of new light-duty plug-in electric vehicles in the State, and assist New Jersey residents with making the switch to driving electric, consistent with [N.J.S.A. 48:25-4\(a\)](#). The Charge Up New Jersey program addresses the key market barrier of vehicle cost by offering a financial incentive directly linked to a vehicle's EPA-rated all-electric range. This directly impacts the transition to electrifying passenger vehicles in the State of New Jersey by incentivizing residents, but also indirectly signals the electric vehicle industry as a whole that New Jersey is a growing market. As such, the program has the ability to help jumpstart the State and support its forward momentum to reach the State goals signed into law by Governor Murphy.

P.L.2019, c.362 was signed on January 17, 2020 and set goals for the State related to transportation electrification, established the “Plug-in Electric Vehicle Incentive Fund,” mandated the Board to establish and implement an incentive program for light-duty plug-in electric vehicles, and granted the Board the authority to establish and implement an incentive program for in-home (residential) electric vehicle charging equipment, (N.J.S.A. 48:25-4 and N.J.S.A. 48:25-6). The following State goals are related to transportation electrification for light-duty vehicles:

1. There must be at least 330,000 registered light-duty, plug-in electric vehicles in New Jersey by December 31, 2025 and at least 2 million electric vehicles registered in New Jersey by December 31, 2035.
2. At least 85% of all new light-duty vehicles sold or leased in New Jersey shall be plug-in electric vehicles by December 31, 2040.

The Board intends to fulfill these State goals and implement an incentive program which moves the state forward on transportation electrification, while decreasing greenhouse gas emissions, for the light-duty sector.

IV. Eligibility

Applicant Eligibility

The Charge Up New Jersey program is intended to support New Jersey residents who purchase or lease an eligible electric vehicle. Applicants must meet the following requirements in order to be eligible to apply for the post-purchase incentive. The applicant must:

1. Be a resident of the state of New Jersey at the time of vehicle purchase or lease.
 - a. Active duty military members stationed in New Jersey, with permanent residency in another state, may apply. Current military orders will be accepted as proof of residency documentation.
 - b. This program is limited to individuals only. Businesses, governments, and public entities are not eligible.
2. Applicants are required to remain a resident of the State of New Jersey for at least two (2) years after the purchase or lease of the eligible electric vehicle which receives an incentive under the Charge Up New Jersey program.
3. Purchase or lease an eligible vehicle in the State of New Jersey between January 17, 2020 and the official launch of Stage Two: The Point-of-Sale Program.
 - a. A vehicle purchased or leased or delivered out-of-state is not eligible for the incentive, including vehicles ordered online and delivered outside of the state.
 - b. A purchase or lease is deemed completed when the purchaser or lessee of the vehicle has executed and signed a purchase or lease contract or security agreement. For Tesla and other manufacturers without a standard purchase or lease contract, the date of vehicle registration will be considered the date of purchase or lease.
 - c. Applicants must take delivery of their vehicle before applying. Applications received before delivery will be rejected, and applicants will need to reapply post-delivery.
4. Submit an application no later than 90 days after the launch date of the Charge Up New Jersey Point-of-Sale program implemented in Stage Two.

5. Commit to not modifying the vehicle's emissions control systems, hardware, software calibrations, or hybrid system.
6. Retain ownership or an active lease agreement and registration of the vehicle with the New Jersey Motor Vehicle Commission (MVC) for a minimum of 36 consecutive months immediately after the vehicle purchase or lease date. Leased vehicles must reflect a minimum of 36 months on the original lease agreement.
7. Applicants may only receive up to four (4) vehicle incentives from the Charge Up New Jersey program throughout the 10-year period that the program is active.

Vehicle Eligibility

Pursuant to [P.L.2019, c.362](#), an eligible vehicle for the Charge Up New Jersey program is defined as:

- A new light-duty plug-in electric vehicle;
- With an MSRP below \$55,000*;
- Purchased or leased in the State of New Jersey; and
- Registered in New Jersey.

* The MSRP cap of \$55,000 refers to the final MSRP of the vehicle, which is set by the manufacturer, and is intended to encompass the value of the vehicle itself, in full. The manufacturer's MSRP typically includes the costs associated with the trim level of the vehicle with all color options, wheel upgrades, drive train or battery upgrades, and other packages, such as entertainment system upgrades. Costs not generally included in the MSRP are: destination or delivery charges, sales and use taxes, additional maintenance or repair packages purchased from the dealership or showroom, documentation fees, registration fees, or add-ons which relate to the maintenance or operation of the vehicle, such as electric vehicle charging packages, floor mats, first aid kits, cargo nets, etc. The Board reserves the right to take enforcement action if manufacturers adopt separate MSRPs for New Jersey that differ from the MSRP associated with the same car in other states or otherwise attempt to circumvent the statutory language.

Incentives for Eligible Vehicles

The incentive amount for an eligible vehicle was set by the law, [P.L.2019, c.362](#) and is equal to \$25 per mile of EPA-rated all-electric range, up to a maximum of \$5,000. The Eligible Vehicle List will include electric vehicles which meet the criteria set by the law. The list will be publicly available on the program website and updated on a quarterly basis. The calculation for the incentive is as follows:

$(\$25) \times (\text{EPA-rated all-electric range}) = \text{Total Incentive Amount (Maximum of \$5,000)}$

For Example

The 2020 Toyota Prius Prime Plug-In has 25 EPA-rated all-electric miles of range.

$(\$25) \times (25 \text{ EPA-rated all-electric miles}) = \625 Incentive

The 2020 Hyundai Kona EV has 258 EPA-rated all-electric miles of range, but the incentive is capped at \$5,000. Thus, the Kona EV would be eligible for a \$5,000 incentive.

Ineligible vehicles under the Charge Up New Jersey program include:

- Aftermarket plug-in hybrid electric vehicles;
- Electric vehicle conversions;
- Electric scooters;
- Electric all-terrain vehicles;
- Neighborhood, or low speed, electric vehicles;
- Electric motorcycles; and
- Pre-owned plug-in electric vehicles.

V. Program Requirements

Application Process

To apply for the incentive, an applicant must submit an online application at the dedicated program website. The current Charge Up New Jersey Terms and Conditions of the program will be available to the applicant on the website, and applicants will be required to check a box acknowledging that they have read and understood the Charge Up New Jersey Terms and Conditions. Applicants must also upload required documentation, which include the following:

1. Proof of temporary or permanent New Jersey vehicle registration for the vehicle listed in the application. The applicant's name must be on the registration and the registration must be active.
2. A full and complete copy of the purchase or lease contract, with all pages included, from an eligible New Jersey dealership, showroom, or vehicle manufacturer. A complete contract must be fully executed and, if applicable, must include the itemization of credits, discounts, and incentives received. The applicant's name must be listed on the contract and match the name on the program application.
3. Proof of New Jersey residency via a legible copy of the applicant's current, unexpired New Jersey driver's license. For active duty military members stationed in New Jersey, but with permanent residency in another state, military orders may be used as proof of residency.

Applicants are responsible for submitting all required documentation within 14 calendar days from the date they submit their application and extensions will not be granted. Applicants who fail to upload the required documentation within the 14-day timeframe will have their applications cancelled and will need to reapply.

Applicant Responsibilities

Program communications, such as requests for additional documentation, application approval notifications, and payment notifications, will be sent via email. It is the applicant's responsibility to ensure that their email address is accurate and permits the receipt of program emails. Denial of incentives due to failure to respond to emails, including failure to respond due to program emails being filtered as spam, is not appealable. Applicants will have up to one (1) year to request check reissues or to cash their incentive checks. Incentive checks uncashed after one year will be considered unclaimed property and will expire.

If a vehicle, for which an incentive payment was issued, is sold, returned, or traded in, or if a lease is transferred or assumed by another party prior to expiration of the minimum ownership period or lease agreement, the purchaser or lessee may be required to reimburse Charge Up New Jersey. Exemption from the 36-month period, set forth in Section IV (4) above, may be allowed if necessitated by unforeseen or

unavoidable circumstances, such as military relocation outside the state of New Jersey, death of an applicant, or determination that the vehicle has been totaled.

VI. Call Center Coordination

The Center for Sustainable Energy will maintain a call center for the Charge Up New Jersey program, which will staff 30 individuals trained in processing light-duty electric vehicle incentives. The call center will have a dedicated toll-free phone number and program specific email for applicant inquiries. The Center for Sustainable Energy will also work closely with the NJCEP main call center in order to create a seamless pathway for customer inquiries and program information.

VII. Quality Control Provisions

Documented policies and procedures will provide proper guidelines to ensure consistency in the processing and quality control for all Charge Up New Jersey program participants. All applications reviewed by program staff at the Center for Sustainable Energy will verify and ensure adherence to eligibility requirements and technical information contained within this FY20 Compliance Filing. Applicant-supplied information, via the application and secure program website, will be housed in the program database and electronic files will be maintained containing all application documents. These completed applicant files will be stored in IMS. The State Contract Managers for the Charge Up New Jersey program will perform internal quality assurance reviews on monthly program reports.