

# New Jersey's Clean Energy Program™

2006 Annual Report



New Jersey Board of Public Utilities  
Office of Clean Energy



# Table of Contents

Overview of New Jersey’s Clean Energy Program™ . . . . . 3

General Overview . . . . . 4

Program Governance - New Jersey Board of Public Utilities . . . . . 6

Program Funding . . . . . 7

Program Management . . . . . 8

Stakeholder Participation . . . . . 9

Overall Program Objectives and Progress to Date . . . . . 10

2006 Clean Energy Program Highlights . . . . . 13

Program Implementation Reports . . . . . 14

    Renewable Energy . . . . . 14

    Residential Energy Efficiency . . . . . 17

    Commercial Energy Efficiency . . . . . 21

Financial and Savings Data . . . . . 23

Program Savings and Benefits . . . . . 27

Environmental Benefits . . . . . 30

Program Evaluation . . . . . 31

Program Alliances . . . . . 32

Contacts . . . . . 33

# Overview of New Jersey's Clean Energy Program™



Join the thousands of New Jersey homeowners, businesses, and municipalities that have taken advantage of the numerous programs, services, and incentives offered by New Jersey's Clean Energy Program™. These programs provide opportunities for you to save energy, money, and help protect our climate and shoreline. You'll also be contributing toward New Jersey's goals of 20% by 2020—reducing greenhouse gases; reducing energy use, and increasing use of renewable energy by 20%.

Find out more at [NJCleanEnergy.com](http://NJCleanEnergy.com) or call 1-866-NJSMART.

## Residential Energy Efficiency & Assistance Programs

### Home Performance with ENERGY STAR®

Contractors certified by the Building Performance Institute work with homeowners to identify sources of wasted energy and help make money-saving improvements.

### New Jersey ENERGY STAR Homes

New Jersey ENERGY STAR Homes are built to be at least 15% more energy efficient than standard homes. New Jersey ENERGY STAR Homes cost less to operate and lessen the impact of power generation on the environment.

### New Jersey for ENERGY STAR

Offers incentives and public education about home energy efficiency and appliance and lighting offers through major retailers.

### New Jersey Comfort Partners

Installation of energy saving measures at no cost to customers to increase energy efficiency and improve energy affordability for income-eligible households.

### Home Energy Analysis

A free, online energy audit to help residential customers understand their home energy use and take steps to save energy and save money. The analysis is linked to incentives and ENERGY STAR rebates.

### COOLAdvantage and WARMAdvantage Programs

Provide rebates and promote the use of energy-efficient heating and cooling equipment in homes.

## Renewable Energy Programs

### Customer On-Site Renewable Energy (CORE) Incentive Program

Financial incentives to reduce the up-front installation costs for solar, small wind, and sustainable biomass systems.

### Renewable Energy Certificate (REC) Program

Invest in Renewable Energy. Individuals and businesses can buy and sell New Jersey Renewable Energy Certificates (RECs), effectively financing and investing in clean, renewable energy systems. To find out more about the program and to find REC brokers, aggregators, and other market participants, visit [www.NJCleanEnergy.com](http://www.NJCleanEnergy.com).

### CleanPower Choice Program<sup>SM</sup>

A voluntary program that gives retail electricity customers the option to sign up for clean power directly through their local electric utility.

### Renewable Energy Project Grants & Financing\*

Competitive financing and incentives for up to 20% of project costs for projects larger than 1 MW.

### Renewable Energy Business Venture Assistance\*

Technical assistance and venture capital funding for clean energy businesses.

\*Offered in partnership with New Jersey Economic Development Authority (NJEDA)

## Commercial & Industrial Clean Energy Programs

### New Jersey SmartStart Buildings® Program

Provides technical assistance and incentives for new and retrofit efficiency upgrades including high efficiency lighting, heating, and cooling equipment for schools, commercial buildings, industrial buildings and processes, and government.

### Combined Heat and Power (CHP) Program

Offers incentives to purchase and install various types of CHP units to qualifying customers.

### Other Programs Education and Outreach Grants

Grants available to New Jersey nonprofit organizations to conduct outreach and promote clean energy.

### Municipal Energy Audit

The New Jersey Board of Public Utilities has authorized an incentive program to subsidize the cost to municipalities or other governmental agencies of having energy audits of their facilities performed. This Municipal Audit Program is anticipated to be available in the 4th quarter of 2007.



Brought to you by the  
New Jersey Board of Public Utilities

# General Overview

New Jersey's Clean Energy Program™, administered through the Office of Clean Energy, is a signature initiative of the New Jersey Board of Public Utilities, which provides education, information, and financial incentives for renewable energy systems and energy efficiency measures. New Jersey's Clean Energy Program is a statewide program that targets approximately \$180 million each year toward technologies that save electricity and natural gas and increase the amount of electricity generated from clean, renewable resources.

New Jersey has instituted a number of successful initiatives that help to reduce the State's peak demand, conserve finite resources, and transform the marketplace for the next generation of electricity supply technologies. Incentives are available to offset the initial cost of energy efficient and renewable energy technologies for all ratepayers in New Jersey. Programs are comprehensive and complementary and focus on providing technical and financial assistance to homeowners, businesses, schools, and government organizations. The programs are also designed to offer full project development assistance from information on best practices to rebate payments and financing tools.

With the newly adapted Renewable Energy Portfolio Standards (RPS), New Jersey will require at minimum 19,102,500 MWh of Class I renewable energy. In addition, the newly adopted RPS will require 2.12% solar set aside as part of the Class I renewable energy RPS. The solar set aside within the Class I RPS is 1,800,000 MWh or approximately 1,500 MW. Given these numbers, it is clear New Jersey cannot simply provide rebates or grants to construct this capacity. It is not an option to simply "buy" our way to the RPS goals. A more cost-effective option is to convert the renewable energy rebate/grant program to a market-based Renewable Energy Certificate (REC) financing program. Currently, an up-front rebate or grant is provided for a set percentage of the capital cost of the renewable energy system. The remaining capital cost is financed based on the avoided electricity costs. In addition, currently RECs provide an annual, additional value to reduce the overall payback period.

New Jersey's Clean Energy Program promotes increased energy efficiency and the use of clean, renewable sources of energy including solar, wind, geothermal, and sustainable biomass. Each year, the program provides an average of \$145 million dollars in financial incentives, programs, and services to residential customers, businesses, schools, and municipalities that install energy efficient and renewable energy technologies, including solar photovoltaic systems. The result for New Jersey is a stronger economy, climate benefits, energy savings, lower costs, and reduced demand for electricity.

# General Overview

## A Stronger Economy

When New Jersey businesses and residential customers save money on their electric and natural gas bills, the entire State benefits. Residential customers have more dollars available to spend on other things while business customers enjoy lower operating expenses, improved profitability, and gain a competitive edge. In addition, dollars spent on energy efficiency decrease the number of dollars flowing to out-of-state businesses, since New Jersey has no local sources of fossil fuels. New Jersey's Clean Energy Program relies heavily on local businesses to deliver energy efficiency and renewable energy to customers; purchasing from local energy resources has an economic multiplier effect that strengthens New Jersey's overall economy. By creating a market for Clean Energy, new jobs are created to support Clean Energy implementation, services, and planning.

## Climate Benefits

By both reducing energy use and promoting renewable sources of energy generation, New Jersey's Clean Energy Program reduces the need to generate electricity and burn natural gas, in turn eliminating pollution that would have resulted from the added electric generation or natural gas usage. The benefits of these initiatives continue for the life of the measures installed, which average about 15 years. Thus, New Jersey's Clean Energy Program benefits the State's residents and businesses through substantial environmental and public health improvements, plus lower energy bills, and a stronger economy. The total reductions in carbon dioxide emissions resulting from New Jersey's Clean Energy Program in 2006 are equivalent to taking over 25,000 cars off the road for an entire year. These emission reductions will reduce our State's contribution to greenhouse gases, smog, and acid rain and help protect New Jersey's shoreline and highlands.

## Energy Savings

New Jersey's Clean Energy Program – through its Customer On-Site Renewable Energy (CORE) Program, New Jersey for ENERGY STAR®, and other programs – offers direct incentives to customers to help offset the cost of purchasing high efficiency or renewable energy equipment. These customers then benefit further by reducing their energy usage and costs. Ratepayers who do not directly participate in the programs still share in the benefits through lower overall energy costs, climate change solutions, and public health improvements. Electricity prices in New Jersey, as in other places, historically tend to spike during times of peak demand. Overall, 2006 initiatives reduced peak electric demand by over 79 MW. Natural gas initiatives focused on reducing usage during times of peak gas demand, which tend to be during cold-weather months.

# Program Governance - New Jersey Board of Public Utilities

The New Jersey Board of Public Utilities (BPU) is the regulatory authority for New Jersey's Clean Energy Program with a statutory mandate to ensure safe, adequate, and proper utility services at reasonable rates for customers in New Jersey. Accordingly, the BPU sets policies and goals for the Office of Clean Energy and New Jersey's Clean Energy Program. In addition, the BPU regulates critical services such as natural gas, electricity, water, telecommunications, and cable television.

The BPU addresses issues of consumer protection, energy reform, deregulation of energy and telecommunications services, and the restructuring of utility rates to encourage energy conservation and competitive pricing in the industry. The BPU also has responsibility for monitoring utility service and responding to consumer complaints.

In early 2007, New Jersey Governor Jon S. Corzine signed an Executive Order to adopt proactive and ambitious goals for the reduction of greenhouse gas emissions in New Jersey. The order specifically calls for reducing greenhouse gas emissions to 1990 levels by 2020, approximately a 20% reduction, followed by a further reduction of emissions to 80% below 2006 levels by 2050. New Jersey is one of the first states in the nation to adopt such aggressive goals.

Therefore, the Commissioner of the Department of Environmental Protection (DEP) will work with the BPU, the Department of Transportation (DOT), the Department of Community Affairs (DCA), and other stakeholders to evaluate methods to meet and exceed the 2020 target reductions. The DEP Commissioner will make specific recommendations to meet the targets while taking into account the economic benefits and costs of implementing these recommendations. This evaluation will be done in conjunction with the State's Energy Master Plan, which will incorporate the new greenhouse gas reduction goal.

# Program Funding

New Jersey's Clean Energy Program was created as part of the Electric Discount and Energy Competition Act with the objective of transforming the energy marketplace in New Jersey in support of energy efficiency and renewable energy technologies. The Board of Public Utilities, the regulatory agency responsible for the provision of safe, adequate, and reliable utility services, administers New Jersey's Clean Energy Program and oversees the regulatory process governing the program.

The program is funded through the Societal Benefits Charge (SBC) included in the rates of natural gas and electric customers. The funds are collected by the utilities and, after netting their program expenses, sent to the New Jersey Clean Energy Trust Fund held by the New Jersey Department of the Treasury.

# Program Management

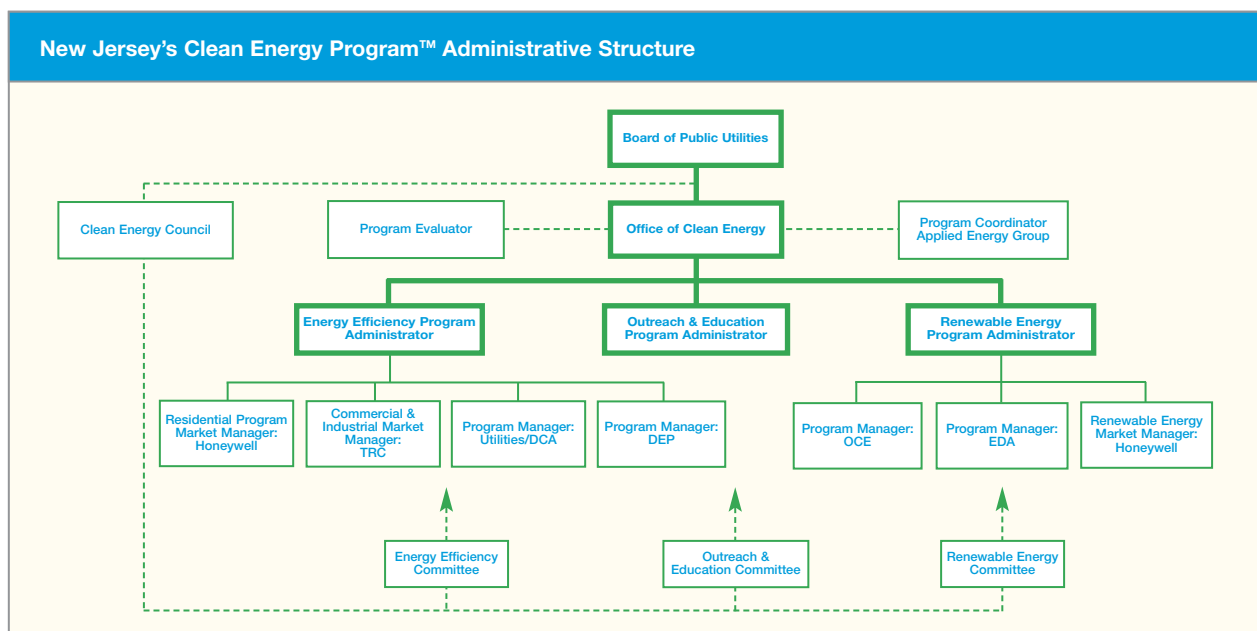
In 2004, the Board of Public Utilities announced its intention to transition the management of the Clean Energy programs from the utilities and the Office of Clean Energy to third-party contractors or Market Managers who will deliver the programs. The BPU also announced its intention to hire a Program Coordinator to assist with the administration of the programs.

In October 2006, Honeywell International Inc. was engaged by the BPU as the Residential Energy Efficiency and Renewable Energy Market Manager and TRC Energy Services was engaged as the Commercial and Industrial Energy Efficiency Market Manager. The transition of the programs from the utilities and the Office of Clean Energy to Honeywell and TRC was completed in April of 2007. In July of 2007 the BPU engaged Applied Energy Group as the Program Coordinator.

# Stakeholder Participation

In 2003, the Board of Public Utilities established a Clean Energy Council (CEC) comprised of a cross section of government and industry representatives, energy experts, public interest groups, and academicians to engage stakeholders in the New Jersey Clean Energy Program's development and to provide input and advice to the BPU on its administration. The Council provides input to the BPU regarding the design, budgets, objectives, goals, administration, and evaluation of New Jersey's Clean Energy Program.

The Council is organized into 3 committees – Renewable Energy, Energy Efficiency, and Marketing and Communications – that meet regularly and are open to all interested parties.



# Overall Program Objectives and Progress to Date

New Jersey's Clean Energy Program has established a set of objectives and measures to track progress in reducing energy use and increasing the use of renewable energy in New Jersey. The following overall objectives were established in consultation with the Clean Energy Council, further refined by staff, and adopted by the Board of Public Utilities as part of the BPU's 2005-2008 and Beyond Strategic Plan:

**Objective 1:** By December 31, 2008, six and a half percent of the electricity used by New Jersey residents and businesses will be provided by Class I and/or Class II renewable energy resources, of which a minimum of four percent will be from Class I renewable energy resources including 120,000 MWh (90 MW) from solar.

**Description:** The Renewable Portfolio Standards ensure investment in renewable energy technologies located in the PJM power pool and that a minimum percentage of Class I renewable energy resources is included in the electricity supply that serves New Jersey residents and businesses. Class I resources include electric energy produced from solar technologies, photovoltaic technologies, wind energy, fuel cells with renewable fuels, geothermal technologies, wave or tidal action, and methane gas from landfills or a biomass facility, provided that the biomass is cultivated and harvested in a sustainable manner.

**Results:** The RPS rules established an Energy Year (EY) compliance period which begins on June 1 and ends May 31 of the following year. The 2006 Energy Year required that 3.5% of a supplier's electricity be generated from renewable resources including 0.983% Class I and 0.017% solar. We are on track to achieve this objective. As of September 30, 2006, all regulated electricity suppliers are reported to be in compliance with the 2006 EY RPS, including the solar set aside.

**Objective 2:** By December 31, 2008, install 300 MW of Class I renewable electric generation capacity in New Jersey, of which a minimum of 90 MW will be derived from photovoltaics.

**Description:** The 300 MW goal ensures the development and use of clean, renewable energy resources and generation capacity within the state and requires a minimum of 90 MW of solar photovoltaics. New Jersey is one of the first states to adopt a minimum requirement for solar electricity, which has made it one of the fastest growing solar markets in the nation.

**Results:** Through the end of 2006, with an existing capacity of 65 MW of Class I renewables, 107 MW of Class I renewable energy have been installed including 27 MW of photovoltaics. Therefore, an additional 103 MW of Class I renewables and 63 MW of photovoltaics must be delivered by the end of 2008. Given the high level of activity in the renewable energy programs and the number of committed projects, particularly in the Customer On-Site Renewable Energy (CORE) Program, the programs appear to be on track to meet the renewable energy goals, although doing so will continue to be a challenge.

# Overall Program Objectives and Progress to Date

**Objective 3:** By December 31, 2012, 785,000 megawatt hours per year and 0.6 billion cubic feet of gas per year of energy savings will be derived from energy efficiency measures.

**Description:** The energy savings goal is designed to meet all future demand for energy beyond 2012 levels through increased energy efficiency. This goal will help ensure that all future growth in electric and natural gas usage in the State is met through energy efficiency measures such that overall energy usage remains at 2012 levels. This will ensure greater efficiency in the use of existing resources and reduce or eliminate the need to site new generation facilities.

**Results:** Progress in meeting energy savings goals is measured relative to the levels of funding for energy efficiency programs. For every percentage increase in funding compared to 2003 funding levels, the goal is to increase energy savings over 2003 levels by the percentage increase in funding plus 10%. The funding level for energy efficiency in 2003 was \$93 million and increased to \$113 million in 2006. This is a 21% increase so the goal is to increase savings by 31%

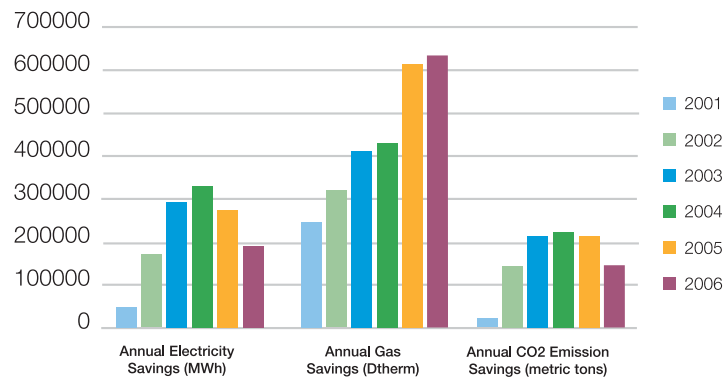
Savings for electric efficiency measures decreased substantially from 285,576 MWh in 2003 to 126,551 MWh in 2006, falling significantly below the goal. The decrease in electric savings is primarily due to 2 factors related to the transition of the programs from the utilities to the Market Managers. First, a substantial amount of the 2003 savings, 61,630 MWh, was from the Change A Light CFL promotion which was not implemented in 2006. Second, savings from the Commercial and Industrial program continued a downward trend with 2006 electric savings being almost 100,000 MWh below 2003 levels. The BPU is confident that this trend will reverse in 2007 as TRC assumes delivery of the C&I program including increasing marketing activities.

Natural gas savings increased from 410,517 Dekatherms in 2003 to 640,179 Dtherms in 2006 or by 56%, significantly exceeding the goal of 31%.

# Overall Program Objectives and Progress to Date

## Energy Savings

The table below, which provides a comparison of the annual energy and emission savings since 2001, demonstrates the significant gains the program has achieved in influencing businesses and homeowners throughout the State to invest in energy efficiency and renewable energy.



As depicted in the table, electricity savings have decreased for the second consecutive year. Several factors contributed to this decrease including: the Change A Light Program, which contributed over 62,000 MWh of energy savings in 2005, was not implemented in 2006; the baseline against which savings are measured for the HVAC program was increased to reflect the new federal minimum efficiency standards that went into effect in 2006; the housing market was down nationally reducing the number of homes constructed and related savings; and the number of commercial and industrial projects that participated in the program has decreased in the past 2 years.

Management of the majority of the programs was recently transitioned from the utilities to Honeywell, the Residential Energy Efficiency and Renewable Energy Market Manager, and TRC, the Commercial and Industrial Market Manager. The BPU is confident that these entities bring the resources to the table needed to reverse the trend of the past 2 years and deliver increases in the level of savings delivered.

Efficient equipment and practices put into effect in 2006 will continue to save energy for an average of 15 years. The results for 2006 add to the energy savings achieved from 2001 to 2005. Combined, the 6-year program activities resulted in lifetime energy savings of over 16.8 million MWh of electricity, 48 million Dtherms of natural gas, 1.6 million MWh of renewable generation, and 124,257 MWh of distributed generation from combined heat and power systems. The programs have also reduced electric demand by 550 MW, eliminating the need to site, construct, and operate several small to mid-sized power plants.

Given the high level of activity in the renewable energy programs and the number of committed projects, particularly in the CORE Program, the programs appear to be on track to meet the renewable energy goals, although doing so will continue to be a challenge.

# 2006 Clean Energy Program Highlights

In 2004, the Board of Public Utilities approved a funding level of \$745 million for the years 2005 through 2008 for the energy efficiency and renewable energy programs. This represents an increase of over \$250 million above the funding levels approved for the first 4 years of the New Jersey Clean Energy Program (NJCEP) and will result in a substantial increase in the level of benefits delivered by the programs including lowering the energy costs for the State's residents and businesses, cleaner air, and an improved economy.

In 2006, \$165 million in new funding was available for the programs delivered to residential, commercial, and renewable energy customers, resulting in the following achievements.

## 2006 NJCEP Program Participation Highlights:

- 26,379 residential customers received rebates for the purchase of **high efficiency heating and cooling equipment** which will reduce their energy usage and costs
- 5,509 new homes were built and certified to **New Jersey ENERGY STAR® Home** standards representing over 20 percent of all new homes built in New Jersey
- 8,552 **low-income homes received energy efficiency improvements** at no cost to the customer thus ensuring continued savings and greater affordability
- Rebates were paid for 2,094 **commercial energy efficiency projects** helping businesses reduce their energy costs while improving profitability
- 1,005 schools, businesses, and residents **installed renewable energy systems** that will generate clean, emission-free electricity and reduce energy costs for years to come
- 2,004 trees were planted through the **Cool Cities program** managed by the NJ Department of Environmental Protection. Shading from these trees will reduce cooling loads in cities by reducing the "heat island" effect
- 8,867 customers participated in the **CleanPower Choice Program<sup>SM</sup>** contributing a few dollars per month to the purchase of clean, renewable sources of electricity

*Overall, the energy savings plus the renewable energy generated from projects installed in 2006 will save 195,420 MWh of electricity and 640,179 Dtherms of natural gas per year, enough to meet the electric needs of over 17,000 average homes and the natural gas needs of over 6,400 average gas-heated homes.*

# Program Implementation Reports

The following section summarizes and reports on the 2006 implementation of the Renewable Energy (RE) Programs, Residential Energy Efficiency (EE) Programs, and Commercial and Industrial (C&I) EE Programs. In 2006, the majority of the EE programs were managed by the State's 7 natural gas and electric utilities and the RE programs were managed by the Board of Public Utilities' Office of Clean Energy (OCE).

## Renewable Energy

### Renewable Energy Program Summary

New Jersey's Clean Energy Program, recognized as one of the best renewable energy programs in the nation, continued to take great strides in 2006.

The Customer On-Site Renewable Energy (CORE) Rebate Program, which provides rebates for the installation of renewable technologies, grew significantly for the third consecutive year and achieved a major milestone with the installation of the 2,000th solar photovoltaic system occurring in early 2007 (2,040 as of April 30, 2007). This reflects the exponential growth of New Jersey's solar market from 2001, when there were only 6 solar electric systems installed through the program.

During 2006, \$81.5 million in rebates were provided for 1,005 solar photovoltaic systems which were installed across the Garden State. These systems have a total generating capacity of over 18 megawatts of renewable energy and will avoid the generation of 22,470 MWh of traditional sources of electricity. They will also help protect New Jersey's environment by avoiding more than 34.2 million pounds of carbon dioxide emissions each year, which is the equivalent of removing 2,533 cars from the road or planting 3,624 acres of trees.

As the New Jersey BPU was instituting various programs to get businesses, communities, residents, and municipalities involved in implementing clean, renewable sources of energy, like solar, wind, small hydro, and landfill gas, Governor Corzine took up the renewable energy initiative from a legislative standpoint. On July 6, 2007, he signed the Global Warming Response Act, which calls for a 20% reduction in greenhouse gas emissions below 1990 levels by 2020 and an 80% reduction below current levels by 2050.

The BPU is exploring options to transition from rebate-based incentives for the installation of renewable energy technologies to market-based incentives, primarily through the development and maturation of the Solar Renewable Energy Certificate (SREC) markets which provide additional revenue over the life of the system. The SREC system adds approximately \$180 per kW of solar capacity in annual production value to solar facility owners, which helps reduce their payback period to about 10 years. The OCE's Renewable Energy Committee has been developing solar transition models since the summer of 2006.

# Program Implementation Reports

## Customer On-Site Renewable Energy (CORE) Rebate Program

This program provides rebates for the installation of renewable energy systems that serve customer loads. In 2006, the CORE program experienced significant growth. The number of renewable energy systems installed rose from 60 in 2003, to 282 in 2004, to 496 in 2005, and to 1,005 in 2006. Through 2006, the CORE program has provided rebates to 1,895 customers that have installed solar electric, wind, and biomass systems generating approximately 18.7 MW of renewable energy.

On April 3, 2007, New Jersey's Clean Energy Program opened registration for the new Solar Renewable Energy Certificate (SREC)-Only Pilot Program. The SREC-Only Pilot Program is designed to enable New Jersey customer-generators to participate in the SREC market without participating in the CORE rebate program. New customers and customers already in the CORE program queue are eligible to participate in the SREC-Only Pilot Program, but CORE Program customers must forgo their CORE program rebate to do so. The SREC-Only Pilot Program is intended to provide customers and project developers with more flexibility to choose to accelerate project development, provided they are comfortable with their project financials without the benefit of a rebate.

## CleanPower Choice Program<sup>SM</sup>

The BPU launched a major new program in 2005 aimed at increasing consumer participation in the renewable energy market through a voluntary retail program known as the New Jersey **CleanPower** Choice Program. This program provides electric utility customers the option of selecting clean, renewable sources of energy through a sign-up option on their electric utility bills. New Jersey's **CleanPower** Choice Program is the first statewide program of its kind where multiple utilities and clean power marketers participate in a joint effort with the state to give consumers access to the regional market for renewable energy. The program was initially made available to PSE&G and JCP&L customers in October 2005 and was expanded to include Atlantic City Electric and Rockland Electric Company customers in 2006, effectively covering the whole State. In 2006, 8,867 participants enrolled in the program, bringing the total to over 10,000 ratepayers in New Jersey choosing to have more renewable energy added to the grid.

## Renewable Energy Project Grants and Financing Program

This program – formerly called Renewable Energy Advanced Power (REAP) Program and the Grid Supply Program – provides grants and financing to encourage the development of New Jersey-based, large-scale renewable energy facilities greater than 1 MW. The solicitation is designed to provide seed grants and access to capital in order to make renewable-powered electricity cost competitive with conventional power plants.

# Program Implementation Reports

Two projects that were awarded funding under the Grid Supply Program are still active: The Jersey-Atlantic Wind Farm, which is complete and generating electricity; and the Burlington County Landfill Gas to Energy Project, which is still under development.

Of the 4 projects awarded funding under REAP, the AC Landfill Unit 1 project received a grant in 2005; the Ocean and Warren County landfill gas projects were approved by the BPU in November of 2006, and the Rahway Valley Sewerage Authority project for a 1.5 MW biogas facility is being reviewed.

The Renewable Energy Project Grants and Financing Program was closed to new participants in 2006 as the program is under review. Summit Blue Consulting is finalizing an assessment of the renewable energy marketplace in New Jersey. The OCE is awaiting recommendations from Summit Blue regarding changes to the program and will coordinate with New Jersey Economic Development Authority to develop revised program details.

## Renewable Energy Business Venture Assistance Program

Formerly known as the Renewable Energy Economic Development Program (REED), this program provides funding for renewable energy businesses in New Jersey. Grants were intended to promote renewable energy business development in the State. In 2005, \$5 million was made available for demonstration projects and recoverable grants. As of December 31, 2005, the Office of Clean Energy had received 15 project proposals. The 7 applications which met the solicitation's minimum requirements were then passed on to an evaluation team. Recommendations were sent on to the Renewable Energy Market Manager and the OCE expects the BPU to make final award decisions in 2007.

# Program Implementation Reports

## Residential Energy Efficiency

### Residential Program Summary

New Jersey's Clean Energy Program has been nationally recognized for the development of innovative energy efficiency initiatives. For the third consecutive year, the New Jersey ENERGY STAR® Products Program received an ENERGY STAR Partner of the Year award from the U.S. Environmental Protection Agency and U.S. Department of Energy. New Jersey's Clean Energy Program was recognized for promoting energy-efficient products that help homeowners adopt smart energy practices, reduce energy use, and save money.

New Jersey was also ranked among the top 10 U.S. states by the American Council for an Energy-Efficient Economy (ACEEE), which issued its State Energy Efficiency Scorecard for 2006, a ranking of state-level energy efficiency policies. Past versions of the ACEEE Scorecard have ranked states on utility-sector energy efficiency spending. However, this report is a new and expanded effort to rank states on a broad array of policy initiatives, including appliance and equipment standards, building energy codes, transportation and land use policies, and other policy innovations that are increasing U.S. energy security while sustaining economic prosperity and protecting the environment.

New Jersey's Clean Energy Program expanded in 2006 to take on a "whole house" theme, which strategically communicates the benefits of NJCEP programs, services, and leadership by demonstrating how energy efficiency and clean energy technologies can be easily integrated into the lifestyle of all New Jersey residential ratepayers.

Some program highlights included:

- Increased rebates for high efficiency natural gas heating furnaces and boilers: replacing old, inefficient furnaces and boilers with new, high efficient equipment can reduce energy usage and costs for heating by more than 20%. The new, higher rebates for heating equipment were put in place in the fall of 2005, prior to the winter heating season, and were offered through April 30, 2006.
- The Home Performance with ENERGY STAR® Program began in 2005 as a pilot program in Atlantic County, and went statewide in 2006. Efforts in 2006 focused on recruiting and training contractors across the State to deliver the program. A program marketing campaign was implemented in the fall of 2006.
- Energy Conservation Kits, which include materials and information that can help reduce energy usage, were made available to utility customers for \$5, well below the cost of the materials. The kits include items such as weatherstripping, low-flow shower heads, and information on opportunities to save energy. During 2006, 10,859 kits were distributed, resulting in an annual energy savings of 37 Dekatherms of gas.
- Winter Energy Savings and Summer Energy Savings "Power Tips" Campaigns were run by the Office of Clean Energy. Power Tips were developed to inform customers about ways to reduce energy usage and costs. The Power Tips were extensively promoted in media, online, and through distribution efforts.

# Program Implementation Reports

## Residential Energy Efficiency Program Implementation

In 2006, the energy efficiency programs offered to residential customers included the Residential New Construction Program (NJ ENERGY STAR® Homes), the Residential Electric and Gas HVAC Programs (COOLAdvantage and WARMAdvantage), the ENERGY STAR Products Program (NJ for ENERGY STAR), the Residential Low-Income (Comfort Partners) Program, and New Jersey Home Performance with ENERGY STAR Program.

### New Jersey ENERGY STAR Homes Program

This program is designed to increase the efficiency of residential new construction, with the long-term goal of transforming the market to one in which all new homes are built to the national ENERGY STAR Homes standard. To be eligible, a home must meet a performance standard of 30% less energy consumption than if it had been built to the national model energy code, and the home must be located in an area designated for growth based on the State Development and Redevelopment Plan.

Since the New Jersey ENERGY STAR Homes Program was launched in 2001, it has been coupled with an extensive outreach effort that has resulted in participation by many of New Jersey's largest builders that have committed to building all of their homes in New Jersey to the program's standards. Despite the slowdown in the real estate market, 5,509 new homes were built and certified to New Jersey ENERGY STAR Home standards in 2006. An additional 6,808 homes were committed in 2006 to be built to the New Jersey ENERGY STAR Home standard by 2008.

The New Jersey ENERGY STAR Homes built or enrolled in 2006 will result in 24,537 MWh of annual energy savings, which, when combined with the savings to be realized from those homes entered into the program in previous years, will grow to significant savings over the expected lifetime of the homes being constructed.

### WARMAdvantage and COOLAdvantage Programs

These programs promote the installation and use of energy efficient residential heating and cooling equipment and are designed to transform the market to one in which quality installations of high efficiency equipment are commonplace. Rebates are available to promote the installation of qualified high efficiency HVAC equipment, including ENERGY STAR® qualified central air conditioning and heating systems, and water heaters. Rebates for heating equipment were at the increased 2005 level (up to \$750 until April 30, 2006) as a tool to help customers offset increases in natural gas costs and overall energy bills by purchasing more energy-efficient equipment.

The U.S. Department of Energy issued new minimum energy efficiency standards for residential air conditioners and heat pumps that became effective in January 2006. The new standards increased the minimum Seasonal

# Program Implementation Reports

Energy Efficiency Ratio (SEER) for this equipment from 10 to 13. The COOLAdvantage Program was modified to reflect this change by eliminating rebates for equipment that is now required by the new standard and providing rebates only for equipment with a SEER of 14 or greater.

Gains in efficiency also result from the promotion of proper sizing and installation practices through contractor training sessions. During 2006, 1,069 HVAC technicians received sales and technical training, and 59 technicians passed the test and were added to the North American Technician Excellence (NATE) certification list. In 2006, the program passed a major milestone having trained over 5,000 technicians since its inception in 2001.

## New Jersey for ENERGY STAR

This program promotes the sale and purchase of ENERGY STAR qualifying windows, lighting products, and appliances. It employs several key strategies, including:

- Educating consumers on their energy usage and the role energy-efficient choices can play
- Marketing and training support for retailers selling ENERGY STAR qualified products
- Leveraging national programs and advertising
- Using targeted rebates or other incentives to reduce cost barriers to purchasing ENERGY STAR qualified products

**The ENERGY STAR Lighting Incentive Program** for 2006 was launched in the fall, coinciding with the national Change A Light, Change The World campaign sponsored by the U.S. Environmental Protection Agency and the Department of Energy. NJCEP account managers participated in 15 Lowe's and Home Depot store events, handing out information and registering customers to take the Change A Light pledge.

**The ENERGY STAR Room Air Conditioner Rebate Program** provided a \$20 rebate to residents that purchased an ENERGY STAR qualified room air conditioner. Overall, there were 29,589 participants in the ENERGY STAR Products Program in 2006, including 9,607 rebates for window air conditioners.

## Home Energy Analysis

A free home energy audit tool, Home Energy Analysis, is now included as part of the ENERGY STAR Products Program. Home energy audits were performed on the program website by 19,979 residents in 2006. The home energy audits provide customers with a do-it-yourself tool for estimating savings that can be achieved through the installation of various energy efficiency technologies and through the purchase of ENERGY STAR qualified products.

# Program Implementation Reports

## Home Performance with ENERGY STAR Program

This program offers building contractors and homeowners of existing houses incentives to install building shell measures that reduce energy usage – such as insulation and ENERGY STAR windows and doors – and to install high efficiency appliances. This program was run as a pilot in Atlantic County in 2005 and was expanded statewide in October 2006. Home Performance with ENERGY STAR was heavily advertised by the BPU in its Winter Energy Efficiency campaign, which ran from November 2006 through January 31, 2007. In 2006, the program focused on recruiting, training, and certifying contractors across the State, resulting in the installation of the first 3 projects in late 2006.

## Comfort Partners Program

This program has improved energy affordability for New Jersey low-income households who, by definition, spend a high percentage of their income on energy. The Comfort Partners Program provided energy savings, improved comfort, home safety, and health benefits for 7,190 New Jersey low-income households during 2006, the largest amount of households to benefit since the program began in 2001. Energy savings were achieved through the installation of energy efficiency measures (including air sealing against drafts, insulation, and duct sealing), installation of high-performance products and appliances (such as compact fluorescent lighting and ENERGY STAR refrigerators), and performance of health and safety testing to detect, reduce, or prevent the existence of dangerous combustion by-products. The measures are installed at no cost to the customer. Annual savings realized from the measures installed in 2006 totaled 10,277 MWh.

The Comfort Partners Program is complemented by the Low-Income Weatherization Program of the NJ Department of Community Affairs (DCA), which delivers weatherization assistance services to low-income customers in the State. A partnership agreement between the Office of Clean Energy, the State's electric and natural gas utilities, and DCA was reached in 2005 to better coordinate the weatherization efforts of the Comfort Partners Program and DCA's Weatherization Assistance Program. Both of these programs install measures such as insulation and high efficiency heating and cooling equipment, appliances, and lights in the homes of low-income customers at no cost to the customer. The Low-Income Weatherization Program completed 1,362 units in 2006, including 294 base load measures, 585 heating systems, and 452 refrigerators. Annual savings from these measures totaled 431 MWh.

# Program Implementation Reports

## Commercial and Industrial Energy Efficiency

### Commercial Program Implementation

#### New Jersey SmartStart Buildings® Program

The Commercial and Industrial Construction Program was designed to address key market barriers to efficient construction on the part of developers, designers, engineers, and contractors in the commercial sector. It is available to schools, commercial, industrial, governmental, institutional, and agricultural customers. The program focuses on both new construction and retrofits of existing buildings.

The program offers a wide variety of incentives. Rebates for measures such as high efficiency lighting, heating and cooling equipment, and motors are offered to help offset the incremental cost of high efficiency equipment. Design incentives and support are available to cover a portion of the cost for additional energy efficiency design services, and technical support is provided to help customers evaluate energy efficiency options. In 2006, 1,798 retrofit projects, 187 new construction sites, and 109 schools received rebates through the New Jersey SmartStart Buildings Program. Annual energy savings from these energy-efficiency projects equal 98,377 MWh and 201,829 Dtherms.

An important component of this program supports efficient design and construction in schools. The New Jersey SmartStart Buildings Program is working to ensure that schools take into consideration the life cycle costs of energy design and equipment purchase decisions, not just up-front costs. The goal is to have designers make decisions that produce the lowest total costs over the life of the schools, where the energy savings more than offset any incremental up-front costs. In 2006, besides the 109 schools which received rebates, an additional 64 schools committed to the program.

#### Cool Cities Program

Managed by the NJ Department of Environmental Protection (DEP), this initiative is designed to reduce the urban heat island effect in specific neighborhoods through the planting of trees on city streets, thereby reducing cooling costs.

In 2006, DEP's Community Forestry Program's "Cool Cities Initiative" planted 2,004 trees in Asbury Park, Paterson, and Jersey City. (In Jersey City, the area was prepared and the concrete was cut and removed; trees went in the ground in spring 2007.) The Cool Cities Program also replaced 54 dead/unhealthy trees from 2005's plantings in Elizabeth, Trenton, and Highland Park. Besides improving the aesthetics of the urban neighborhoods, the annual energy savings from the 2,004 trees are pegged at 196 MWh.

# Program Implementation Reports

## Combined Heat and Power (CHP) Program

The Combined Heat and Power Program provides incentives for combined heat and power projects. CHP projects will reduce emissions, help businesses lower their electric costs, and improve electric reliability. In 2006, over \$1,875,000 went to 4 new CHP projects, generating 3,175 kW of energy.

# Financial and Savings Data

## 2006 Program Expenditures

The total statewide budget for New Jersey's Clean Energy Program for 2006 was \$309.1 million. The budget allocated \$128.6 million to energy efficiency programs, \$170.6 million to renewable energy programs, and \$9.9 million for program administration including Office of Clean Energy administrative costs, evaluation and related research, and outreach and education.

Actual spending for all programs was \$171.2 million or 55% of the budget, which includes \$79.6 million spent on energy efficiency and \$84.3 million on renewable energy programs. In addition, commitments were made to projects for incentives that will be paid when the projects are completed in the next year or two that totaled an additional \$60.2 million for energy efficiency projects and \$103.9 million for renewable energy projects.

The table below provides a comparison of budgets to expenditures for each budget category:

<b>2006 Total Expenditures</b>				
	<b>Budget (\$000)</b>	<b>Actual (\$000)</b>	<b>Committed (\$000)</b>	<b>Total (\$000)</b>
<b>Energy Efficiency</b>	<b>\$128,645</b>	<b>\$79,640</b>	<b>\$60,233</b>	<b>\$139,873</b>
<b>Renewable Energy</b>	<b>\$170,562</b>	<b>\$84,279</b>	<b>\$103,901</b>	<b>\$188,180</b>
<b>OCE Oversight</b>	<b>\$9,907</b>	<b>\$7,276</b>	<b>\$0</b>	<b>\$7,276</b>
<b>TOTAL</b>	<b>\$309,114</b>	<b>\$171,195</b>	<b>\$164,134</b>	<b>\$335,329</b>

The tables that follow provide a comparison of the budgets to expenditures on a program-by-program basis:

# Financial and Savings Data

## Summary of 2006 Energy Efficiency Program Expenditures

Statewide Summary – Energy Efficiency Reporting Period: YTD – 4 <sup>th</sup> Quarter 2006 (All Numbers = 000's)			
Program	NJBPU Approved Budget	Actual Expenditures	Committed Expenditures
<b>RESIDENTIAL PROGRAMS</b>			
Residential HVAC-Electric and Gas	\$16,705	\$14,849	
Residential New Construction	\$27,720	\$19,728	\$42,932
<i>ENERGY STAR Products</i>	<i>\$7,714</i>	<i>\$3,366</i>	
Maintenance	\$1,054	\$606	
Room AC	\$875	\$481	
Change A Light & Other	\$1,320	-\$68	
Online Audit	\$870	\$395	
Home Performance with ENERGY STAR	\$3,595	\$1,952	
<i>Residential Low Income</i>	<i>\$25,255</i>	<i>\$18,209</i>	
Utility Comfort Partners	\$21,330	\$16,557	
WRAP	\$200	\$0	
DCA Low-Income	\$3,725	\$1,652	
DCA Green Homes	\$1,600	\$0	
Energy Conservation Kits	\$607	\$371	
<b>Sub-Total: Residential Programs</b>	<b>\$79,601</b>	<b>\$56,523</b>	<b>\$42,932</b>
<b>COMMERCIAL &amp; INDUSTRIAL PROGRAMS</b>			
<i>Commercial &amp; Industrial Construction</i>	<i>\$39,544</i>	<i>\$21,942</i>	<i>\$15,183</i>
C&I New Construction	\$3,811	\$1,422	\$1,463
C&I Retrofit	\$25,180	\$16,973	\$8,178
New School Construction & Retrofit	\$3,872	\$1,672	\$1,113
Combined Heat and Power	\$6,681	\$1,875	\$4,429
<b>Sub-Total: C&amp;I Programs</b>	<b>\$39,544</b>	<b>\$21,942</b>	<b>\$15,183</b>
<b>OTHER PROGRAMS</b>			
Special Studies	\$1,000	\$52	
NJDEP Cool Cities	\$4,000	\$1,123	\$2,118
Treasury HVAC	\$4,500	\$0	
<b>Sub-Total: Other Programs</b>	<b>\$9,500</b>	<b>\$1,175</b>	<b>\$2,118</b>
<b>TOTAL Energy Efficiency Programs</b>	<b>\$128,645</b>	<b>\$79,640</b>	<b>\$60,233</b>

# Financial and Savings Data

## Summary of 2006 Renewable Energy Program Expenditures

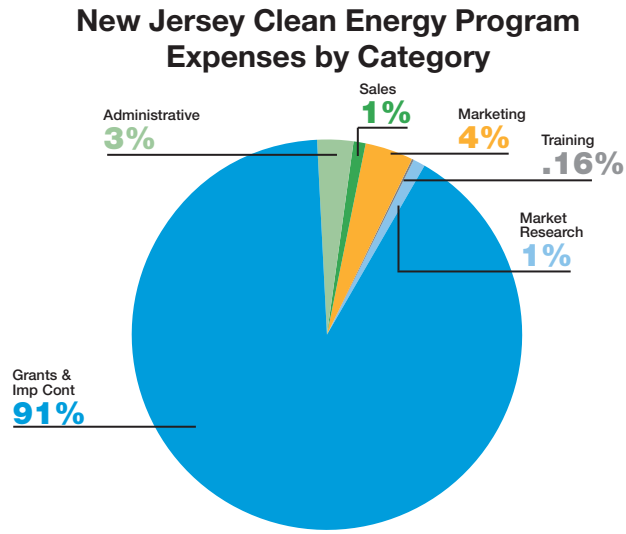
Statewide Summary – Renewable Energy Reporting Period: YTD – 4 <sup>th</sup> Quarter 2006 (All Numbers = 000's)			
Program	NJBPU Approved Budget	Actual Expenditures	Committed Expenditures
<b>OCE RENEWABLE PROGRAMS</b>			
Customer On-Site Renewable Energy (CORE)	\$148,796	\$82,723	\$95,233
CleanPower Choice	\$1,933	\$1,150	\$0
<b>Sub-Total: OCE Renewable Programs</b>	<b>\$150,729</b>	<b>\$83,873</b>	<b>\$95,233</b>
<b>EDA RENEWABLE PROGRAMS</b>			
Manufacturing Incentive	\$30	\$6	\$0
Public Entity Financing (RE)	\$6	\$6	\$0
Clean Energy Financing for Businesses	\$15	\$29	\$0
RE Project Grants and Financing (Incl. NJBPU Grid)	\$11,782	\$203	\$7,956
Renewable Energy Business Venture Financing/REED	\$8,000	\$162	\$712
<b>Sub-Total: EDA Renewable Programs</b>	<b>\$19,833</b>	<b>\$406</b>	<b>\$8,668</b>
<b>TOTAL Renewable Energy Programs</b>	<b>\$170,562</b>	<b>\$84,279</b>	<b>\$103,901</b>

## Summary of 2006 Expenditures for Program Administrative Costs

Statewide Summary – OCE Program Oversight Reporting Period: YTD – 4 <sup>th</sup> Quarter 2006 (All Numbers = 000's)		
Program	NJBPU Approved Budget	Actual Expenditures
Administration and Overhead Expenses	\$2,835	\$1,580
Evaluation and Related Research Expenses	\$1,905	\$1,292
Outreach and Education Expenses	\$5,167	\$4,404
<b>TOTAL OCE Program Oversight Expenses</b>	<b>\$9,907</b>	<b>\$7,276</b>

# Financial and Savings Data

Over 91% of the funds expended were spent directly on incentives paid to customers or on measures installed in customers' homes. The following table shows expenditures broken out by each of the major cost categories.



# Program Savings and Benefits

In 2006, New Jersey's Clean Energy Program expended \$171.2 million to provide New Jersey homes and businesses with incentives to install energy efficient and renewable energy technologies that generated 126,551 MWh of annual electricity savings; 640,179 Dtherms of natural gas savings; 68,869 MWh of electricity generated from clean, renewable sources of energy; and 12,575 MWh of distributed generation from combined heat and power systems. The amount of electricity saved is enough to provide the annual requirements of approximately 17,000 homes in New Jersey. The programs also reduced demand on the electric system by 79 MW. Further, in 2006, \$164 million in commitments were made for projects to be completed in the next 2 years that will produce additional annual savings of 65,095 MWh, 689,799 Dtherms, and 74,909 MWh of renewable generation.

The table below shows the average cost of savings for New Jersey's Clean Energy Program which is significantly below the cost that would have been incurred to generate or purchase an equivalent amount of electricity or natural gas:

<b>Program Cost per kWh or Therm Saved in 2006</b>				
	<b>Program Costs</b>	<b>Lifetime Savings/Generation from Measures Installed in 2006</b>	<b>Average Cost of Savings per kWh or per Therm</b>	<b>Average Retail Price per kWh or per Therm</b>
<b>Electric Programs</b>	\$138,483,000	2,748,340,000 kWh	\$0.050	\$0.11
<b>Gas Programs</b>	\$32,714,000	91,372,300 Therms	\$0.358	\$1.30

In addition to purchasing energy savings at a cost lower than the cost to purchase an equivalent supply of electricity or natural gas, these programs produce clear environmental and public health benefits through reduced emissions for electricity that did not need to be generated and natural gas that was not burned. Customers that install energy efficiency or renewable energy measures benefit even more by lowering their annual energy costs.

The following table documents that New Jersey's Clean Energy Program produces significant energy bill reductions for the State's consumers. Over the years, New Jersey's Clean Energy Program – from the energy conservation programs in the mid-'80s to the mandatory Demand-Side Management (DSM) programs – through the Standard Offer programs have saved New Jersey residents and businesses over 43,000,000 MWh in avoided electricity use and over \$2.3 billion in avoided energy costs. Growth in savings from natural gas energy efficiency programs has also been substantial.

The savings identified in the following chart accrue to New Jersey residences and businesses that installed energy efficiency or renewable energy measures in 2006. The energy savings produced by these measures also produce savings on infrastructure costs, reduce congestion on transmission and distribution lines, and increase reliability. The customer bill reductions do not include the avoided environmental costs of the reductions in air emissions, wastewater discharges, and waste generated.

# Program Savings and Benefits

## The Overall Customer Bill Reductions Resulting from the New Jersey Clean Energy Program

	Annual Energy Savings for 2006 Measures	Lifetime Energy Savings for 2006 Measures	Cumulative Lifetime Energy Savings for 2001 through 2006
Electricity (kWh)	195,420,000	2,748,340,000	18,413,450,000
Natural Gas (Therms)	6,401,790	91,372,300	480,810,430
	Annual Bill Reductions to NJ Energy Customers	Lifetime Bill Reductions to NJ Energy Customers	Cumulative Bill Reductions to NJ Energy Customers
Electricity (kWh) @ \$0.10/kWh	\$19,542,000	\$274,834,000	\$1,841,345,000
Natural Gas (Therms) @ \$1.00/Therm	\$6,401,790	\$91,372,300	\$480,810,430
<b>TOTAL Customer Bill Reductions</b>	<b>\$25,943,790</b>	<b>\$366,206,300</b>	<b>\$2,322,155,430</b>

Summary of energy savings that resulted from the energy efficiency programs implemented in 2006:

## Savings from 2006 Energy Efficiency Programs

	Actual	Committed	Total
<b>Annual Savings from Measures Installed or Committed to in 2006</b>			
kWh	126,551,000	65,095,000	191,646,000
kW	51,449	64,065	115,514
Therms	6,401,790	6,897,990	13,299,780
<b>Lifetime Savings from Measures Installed or Committed to in 2006</b>			
kWh	1,935,790,000	1,021,937,000	2,957,727,000
Therms	91,372,300	68,326,280	159,698,580
<b>Cumulative Lifetime Savings from Measures Installed or Committed to (2001-2006)</b>			
kWh	16,812,501,000	9,167,999,000	25,980,500,000
Therms	480,810,530	588,823,680	1,069,634,210

# Program Savings and Benefits

Summary of renewable energy generation that resulted from the renewable energy programs implemented in 2006:

<b>Electric Generation from 2006 Renewable Energy Programs</b>			
	<b>Actual</b>	<b>Committed</b>	<b>Total</b>
<b>Annual Renewable Electric Generation from Measures Installed or Committed to in 2006</b>			
kWh	68,869,000	74,909,000	143,778,000
kW	27,825	35,580	63,405
<b>Lifetime Renewable Electric Generation from Measures Installed or Committed to in 2006</b>			
kWh	812,550,000	904,290,000	1,716,840,000
<b>Cumulative Lifetime Renewable Electric Generation from Measures Installed or Committed to (2001-2006)</b>			
kWh	1,600,949,000	3,665,687,000	5,266,636,000

Summary of generation that resulted from Combined Heat and Power systems installed or committed to in 2006:

<b>Electric Generation from 2006 Combined Heat and Power (CHP) Program</b>			
	<b>Actual</b>	<b>Committed</b>	<b>Total</b>
<b>Annual Electric Generation from CHP systems Installed or Committed to in 2006</b>			
kWh	12,575,000	0	12,575,000
kW	3,175	0	3,175
<b>Lifetime Electric Generation from CHP systems Installed or Committed to in 2006</b>			
kWh	112,759,000	0	112,759,000
<b>Cumulative Lifetime Electric Generation from CHP systems Installed or Committed to (2001-2006)</b>			
kWh	124,257,000	729,628,000	853,885,000

# Environmental Benefits

## New Jersey's Clean Energy Program is Reducing Pollution

By reducing energy use or promoting renewable sources of energy generation, New Jersey's Clean Energy Program reduces the need to generate electricity and burn natural gas and eliminates the pollution that would have been caused by such electric generation or natural gas usage. The benefits of these programs continue for the life of the measures installed, which on average is about 15 years. Thus, the public receives substantial environmental and public health benefits from programs that also lower energy bills and benefit the economy. The total reductions in carbon dioxide emissions resulting from New Jersey's Clean Energy Program in 2006 are equivalent to taking over 25,000 cars off the road for an entire year. These emission reductions will reduce our State's contribution to greenhouse gases, smog, and acid rain.

The following table summarizes the annual and lifetime emission reductions that result from the installation of energy efficiency and renewable energy measures installed in 2006:

<b>Emission Reductions</b>				
	<b>CO<sub>2</sub></b>	<b>NO<sub>x</sub></b>	<b>SO<sub>2</sub></b>	<b>HG (lbs)</b>
<b>Annual Emission Reductions (Metric Tons) from Measures Installed in 2006</b>	153,435	246	511	6
<b>Lifetime Emission Reductions (Metric Tons) from Measures Installed in 2006</b>	2,378,694	3,869	8,094	97
<b>Cumulative Lifetime Emission Reductions (Metric Tons)</b>	15,572,720	25,664	54,342	655

# Program Evaluation

The 2 primary purposes for conducting evaluation and research regarding energy efficiency and renewable energy programs are:

1. To reliably document program effects, and
2. To improve program designs and operations to be more cost effective at obtaining energy savings and/or renewable energy generation.

Evaluation and research activities are intended to provide a continuous feedback loop to policymakers, program administrators, and program managers regarding the operations of the programs. The ultimate goal of evaluation and research activities is to improve the programs. Reports on program evaluation and other information are available on the program website, [NJCleanEnergy.com](http://NJCleanEnergy.com).

# Program Alliances

The success of New Jersey's Clean Energy Program is due in part to the many organizations, institutions, and alliances we work in partnership with to advance our clean energy initiatives. In addition to the organizations and institutions represented in the Clean Energy Council and Committees, NJCEP works in partnership with a wide variety of state, regional, and national organizations that provide valuable input on clean energy standards, best practices, policies, and opportunities for collaboration and outreach to key constituencies. These include:

- American Council for an Energy-Efficient Economy (ACEEE)
- Appliance Standards Awareness Project (ASAP)
- Business Council for Sustainable Energy
- Clean Energy States Alliance (CESA)
- Consortium for Energy Efficiency (CEE)
- Eastern Heating & Cooling Council (EHCC)
- Global Learning Inc.
- GreenFaith
- Mid-Atlantic Distributed Resources Initiative (MADRI)
- National Association of Regulatory Utility Commissions (NARUC) Energy and Environmental Resource Committee
- National Association of State Energy Officials (NASEO)
- National Conference of State Legislatures (NCSL) Renewable Energy Project
- National Council on Electric Policy (NCEP) Distributive Energy Resources
- New Jersey Citizen Action
- New Jersey Higher Education Partnership for Sustainability (NJHEPS)
- New Jersey Institute of Technology (NJIT) - High Performance Building Design
- Northeast Energy Efficiency Partnership (NEEP)
- Regional Greenhouse Gas Initiative (RGGI)
- The Rutgers' Hydrogen Learning Center
- US Department of Energy (USDOE), Clean Energy/Air Quality Integration Pilot
- US Department of Energy's Million Solar Roofs (MSR) Initiative
- US Environmental Protection Agency (USEPA) ENERGY STAR Program
- US Green Building Council - New Jersey Chapter (USGBC-NJ)
- USEPA Clean Energy - Environment State Partnership

# Contacts

## For more information about New Jersey's Clean Energy Program, visit:

[www.NJCleanEnergy.com](http://www.NJCleanEnergy.com) or [www.nj.gov/bpu](http://www.nj.gov/bpu)

### For additional information, please contact:

BOARD OF PUBLIC UTILITIES NEWARK OFFICE

Two Gateway Center (8th Floor)  
Newark, NJ 07102  
1-800-624-0241

OFFICE OF CLEAN ENERGY

P.O. Box 350  
44 South Clinton Avenue  
Trenton, NJ 08625  
1-866-NJSMART

### You may also write to the individual Market Managers:

RESIDENTIAL MARKET MANAGER

c/o Honeywell  
145 Route 46 West  
Wayne, NJ 07470

COMMERCIAL & INDUSTRIAL MARKET MANAGER

c/o TRC Energy Services  
900 Route 9 North, Suite 104  
Woodbridge, NJ 07095

RENEWABLE ENERGY MARKET MANAGER

c/o Conservation Services Group  
75 Lincoln Highway, Suite 100  
Iselin, NJ 08830



New Jersey Board of Public Utilities, Office of Clean Energy





New Jersey's  
**Clean Energy**  
PROGRAM™

Your Power to Save

***njcleanenergy.com***

***New Jersey Board of Public Utilities  
Office of Clean Energy***

New Jersey's Clean Energy Program is a statewide Program administered by the New Jersey Board of Public Utilities that promotes energy efficiency and renewable energy for all New Jersey ratepayers, including residences, businesses, schools, and municipalities.

For more information on incentives for clean energy technologies for your home or business, please visit: **[www.NJCleanEnergy.com](http://www.NJCleanEnergy.com)**

**1-866-NJSMART**

