
ICLEI Tools for Municipal Climate Action Planning

Kim Lundgren
Regional Director
ICLEI - Local Governments for Sustainability



*New Jersey Clean Energy Conference
September 27, 2007*

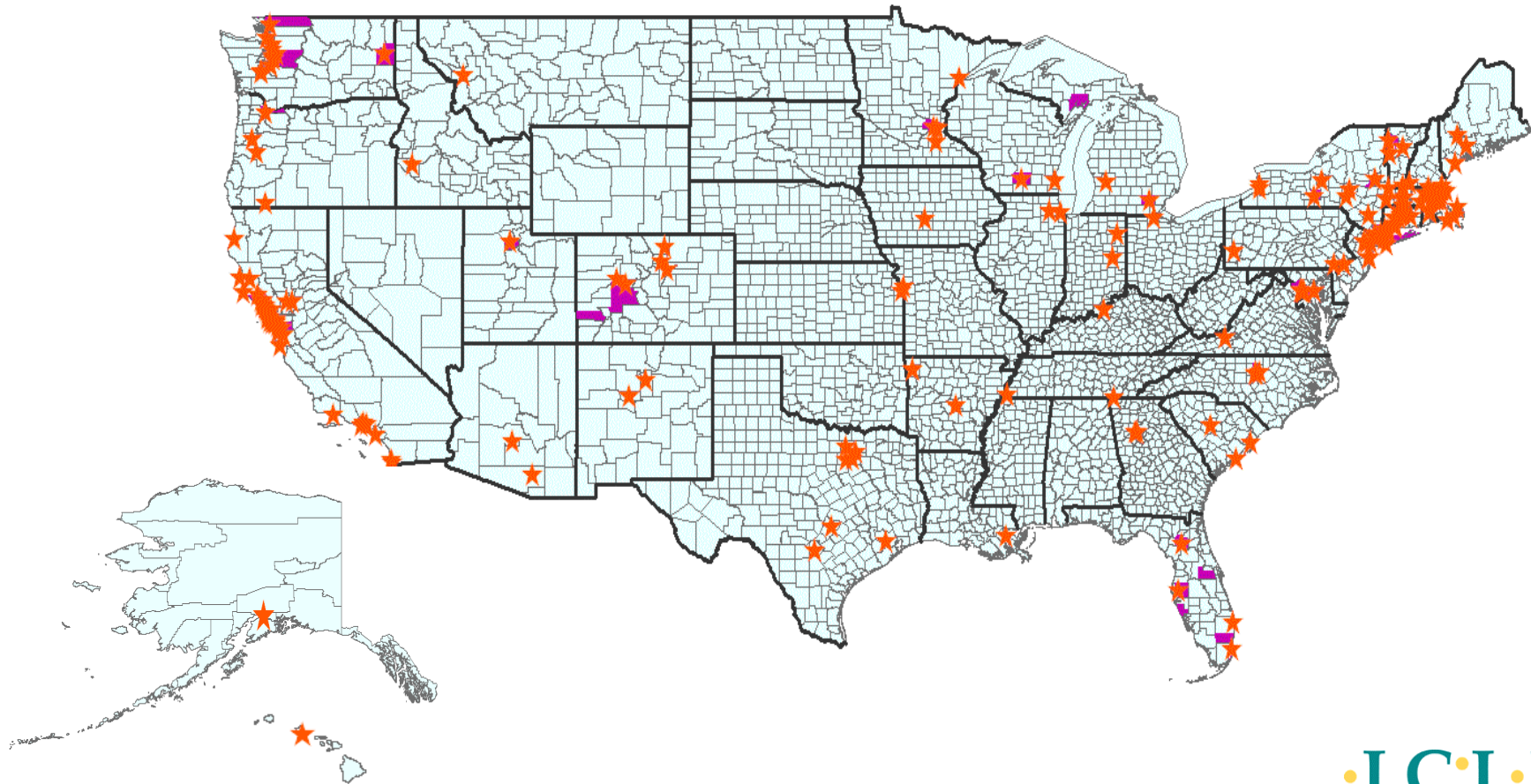
ICLEI – Local Governments for Sustainability



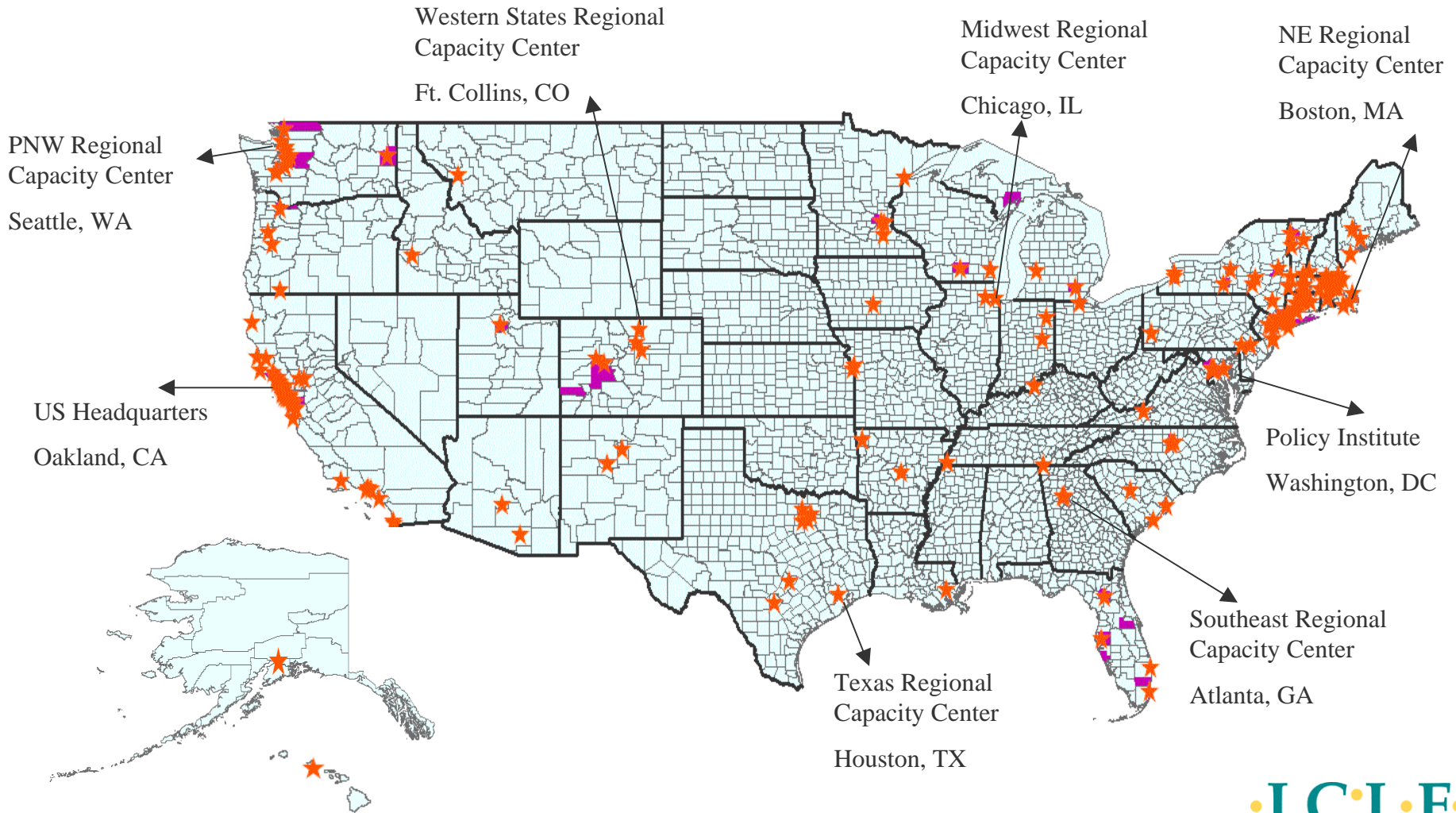
A worldwide movement of local governments dedicated to achieving tangible improvements in global environmental conditions through
CUMULATIVE LOCAL ACTION

- ❑ Association of cities, towns, counties in over 50 countries
- ❑ 11 offices worldwide

ICLEI USA Network



ICLEI USA Offices



Cities Contribute to the Problem And can Create the Solutions

Local governments influence all major sources of
global warming pollution



Energy



Transportation




Solid Waste

The ICLEI 5-Milestone Process



Milestones 1-3: Baseline; Target; Action Plan



30%
Comme
Milestone

Milestone 2: 20% Red

Milestone 3: Develop

Commercial Sector Emissions Reductions

New Construction Energy Codes

- Require higher efficiency HVAC, lighting and window technologies; reduced air infiltration; and appropriate solar orientation
- Implement in 2009
- Anticipated annual savings: 64.5 million kWh
450,000 therms
77,300 tons CO₂e
\$110,404,859

Existing Commercial Facility Retrofits

- Offer free facility energy audits and expert advice, along with financial incentives for HVAC and lighting equipment improvements
- Implement in 2008
- Anticipated annual savings: 80 million kWh
700,000 therms
105,200 tons CO₂e
\$79,407,558

Install Solar Photovoltaic Panels

- Install photovoltaic panels on all municipal facilities where feasible
- Implement in 2007
- Anticipated annual savings: 140,000 kWh
103 tons CO₂e
\$14,000

Clean Air and Climate Protection Software©



File Settings Help

Community Analysis

Community Measures

Government Analysis

Government Measures

STAPPA/ALAPCO and ICLEI's

Clean Air and Climate Protection Software

State and Territorial Air Pollution Program Administrators and
Association of Local Air Pollution Control Officials

International Council for Local Environmental Initiatives

Released May 2003

Corporate Analysis for Year 1999

Buildings | Vehicle Fleet | Employee Commute | Streetlights | Water/Sewage | Waste | Other

Insert Select Delete Report Help

Navigation arrows: Home, Left, Right, End

Name of Water/Sewage Group
District Pumping House #1

Fuel Type	Fuel Units	Total Use	Total Cost
Electricity	(kWh)	100,000	30,000
Natural Gas	(cubic feet)	0	0
Landfill Methane	(cubic feet)	0	0
Sewage Gas	(cubic feet)	0	0
Biogas	(cubic feet)	0	0
Diesel	(US gal)	10,000	15,000
Light Fuel Oil	(US gal)	0	0
LPG	(US gal)	0	0
Refuse Derived Fuel	(tons)	0	0

Indicator Inputs

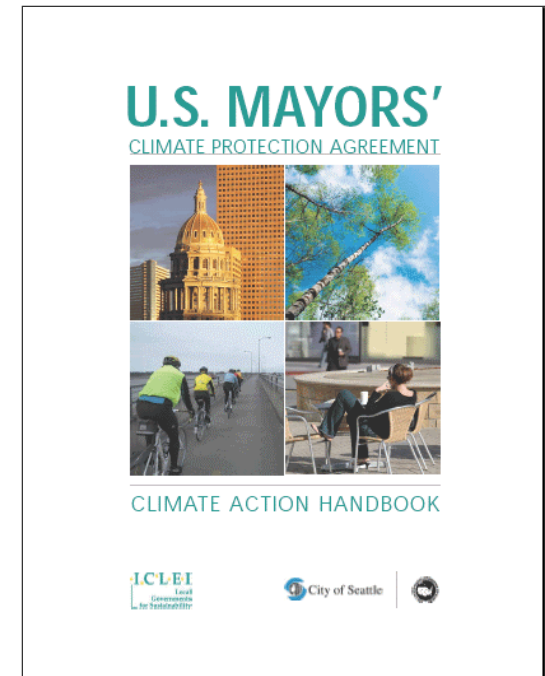
Output (1000 gal)

Notes Regarding Facility or Group Data

Energy	(million Btu)	Equivalent CO ₂	(tons)	Cost	(\$)
	1,564		163		45,000

Additional Tools that ICLEI Provides

- Online Inventory Software Tool
- Emissions Analysis Protocol
- Implementation Guidance Toolkits
- Reporting Tools
- Communications Support
- Network Facilitation
- Fee for Service Options



Harness the Value of ICLEI Tools

- Demonstrate Success
- Prioritize Your Efforts
- Plan Efficiently
- Implement New Climate Actions
- Lead Your Community

Contact Information

Kim Lundgren

Director

Northeast Regional Capacity Center

ICLEI- Local Governments for Sustainability

617.850.9045

Kim.Lundgren@iclei.org

