



Local Government Energy Audit: Energy Audit Report



Copyright ©2017 TRC Energy Services. All rights reserved.

Reproduction or distribution of the whole, or any part of the contents of this document without written permission of TRC is prohibited. Neither TRC nor any of its employees makes any warranty, express or implied, or assumes any legal liability or responsibility for the accuracy, completeness, or usefulness of any data, information, method, product or process disclosed in this document, or represents that its use will not infringe upon any privately-owned rights, including but not limited to, patents, trademarks or copyrights.

Dickson Hall

1 Normal Avenue

Montclair, New Jersey 07043

Montclair State University

July 27, 2018

Final Report by:

TRC Energy Services

Disclaimer

The intent of this energy analysis report is to identify energy savings opportunities and recommend upgrades to the facility's energy using equipment and systems. Approximate savings are included in this report to help make decisions about reducing energy use at the facility. This report, however, is not intended to serve as a detailed engineering design document. Further design and analysis may be necessary in order to implement some of the measures recommended in this report.

The energy conservation measures and estimates of energy savings have been reviewed for technical accuracy. However, estimates of final energy savings are not guaranteed, because final savings may depend on behavioral factors and other uncontrollable variables. TRC Energy Services (TRC) and New Jersey Board of Public Utilities (NJBPU) shall in no event be liable should the actual energy savings vary.

Estimated installation costs are based on TRC's experience at similar facilities, pricing from local contractors and vendors, and/or cost estimates from *RS Means*. The owner of the facility is encouraged to independently confirm these cost estimates and to obtain multiple estimates when considering measure installations. Since actual installed costs can vary widely for certain measures and conditions, TRC and NJBPU do not guarantee installed cost estimates and shall in no event be held liable should actual installed costs vary from estimates.

New Jersey's Clean Energy Program (NJCEP) incentive values provided in this report are estimates based on program information available at the time of the report. Incentive levels are not guaranteed. The NJBPU reserves the right to extend, modify, or terminate programs without prior notice. The owner of the facility should review available program incentives and eligibility requirements prior to selecting and installing any energy conservation measures.

Table of Contents

1	Executive Summary.....	1
1.1	Facility Summary	1
1.2	Your Cost Reduction Opportunities.....	1
	Energy Conservation Measures.....	1
	Energy Efficient Practices	3
	On-Site Generation Measures.....	4
1.3	Implementation Planning.....	4
2	Facility Information and Existing Conditions	6
2.1	Project Contacts	6
2.2	General Site Information.....	6
2.3	Building Occupancy	6
2.4	Building Envelope	6
2.5	On-Site Generation.....	7
2.6	Energy-Using Systems	7
	Lighting System	7
	Chilled and Condenser Water System.....	7
	Steam to Hot Water Heating System	8
	Air Distribution System	8
	Building Energy Management System (BEMS).....	8
	Domestic Water Heating System	8
	Building Plug Load	8
2.7	Water-Using Systems	8
3	Site Energy Use and Costs.....	9
3.1	Total Cost of Energy	9
3.2	Electricity Usage	10
3.3	Steam Usage.....	11
3.4	Benchmarking.....	12
3.5	Energy End-Use Breakdown	13
4	Energy Conservation Measures	14
4.1	High Priority ECMs.....	14
4.2	Lighting Upgrades.....	15
	ECM 1: Retrofit Fluorescent Fixtures with LED Lamps and Drivers.....	15
	ECM 2: Retrofit Fixtures with LED Lamps.....	16
4.3	Lighting Control Measures	17
	ECM 3: Install Occupancy Sensor Lighting Controls	17
	ECM 4: Install High/Low Lighting Controls	18
4.4	Variable Frequency Drive Measures	19
	ECM 5: Install VFDs on Constant Volume (CV) HVAC	19
	ECM 6: Install VFDs on Chilled Water Pumps.....	20
	ECM 7: Install VFDs on Hot Water Pumps.....	20

4.5	Plug Load Equipment Control - Vending Machines.....	21
	ECM 8: Vending Machine Control	21
4.6	ECMs Evaluated But Not Recommended	22
	Premium Efficiency Motors	22
5	Energy Efficient Practices	23
	Reduce Air Leakage	23
	Close Doors and Windows	23
	Use Window Treatments/Coverings	23
	Perform Proper Lighting Maintenance.....	23
	Develop a Lighting Maintenance Schedule	23
	Reduce Motor Short Cycling.....	24
	Perform Routine Motor Maintenance	24
	Assess Chillers & Request Tune-Ups	24
	Clean Evaporator/Condenser Coils on AC Systems	24
	Clean and/or Replace HVAC Filters	24
	Repair/Replace Steam Traps	24
	Perform Proper Water Heater Maintenance	25
	Perform Maintenance on Compressed Air Systems	25
	Water Conservation	25
6	On-Site Generation Measures	26
6.1	Photovoltaic.....	26
6.2	Combined Heat and Power	27
7	Demand Response	28
8	Project Funding / Incentives	29
8.1	SmartStart	30
8.2	Pay for Performance - Existing Buildings.....	31
8.3	Energy Savings Improvement Program	32
9	Energy Purchasing and Procurement Strategies	33
9.1	Retail Electric Supply Options.....	33
9.2	Retail Natural Gas Supply Options	33

Appendix A: Equipment Inventory & Recommendations

Appendix B: ENERGY STAR® Statement of Energy Performance

Table of Figures

Figure 1 – Previous 12 Month Utility Costs..... 2

Figure 2 – Potential Post-Implementation Costs 2

Figure 3 – Summary of Energy Reduction Opportunities 2

Figure 4 – Project Contacts 6

Figure 5 - Building Schedule..... 6

Figure 6 - Utility Summary 9

Figure 7 - Energy Cost Breakdown 9

Figure 8 - Electric Usage & Demand..... 10

Figure 9 - Electric Usage & Demand..... 10

Figure 10 –Steam Usage 11

Figure 11 - Energy Use Intensity Comparison – Existing Conditions..... 12

Figure 12 - Energy Use Intensity Comparison – Following Installation of Recommended Measures 12

Figure 13 - Energy Balance (% and kBtu/SF) 13

Figure 14 – Summary of High Priority ECMs 14

Figure 15 – Summary of Lighting Upgrade ECMs..... 15

Figure 16 – Summary of Lighting Control ECMs 17

Figure 17 – Summary of Variable Frequency Drive ECMs 19

Figure 18 – Summary of Plug Load Equipment Control ECMs 21

Figure 19 – Summary of Measures Evaluated, But Not Recommended 22

Figure 20 - ECM Incentive Program Eligibility..... 29

I EXECUTIVE SUMMARY

The New Jersey Board of Public Utilities (NJBPUB) has sponsored this Local Government Energy Audit (LGEA) Report for Dickson Hall.

The goal of an LGEA report is to provide you with information on how your facility uses energy, identify energy conservation measures (ECMs) that can reduce your energy use, and provide information and assistance to help facilities implement ECMs. The LGEA report also contains valuable information on financial incentives from New Jersey's Clean Energy Program (NJCEP) for implementing ECMs.

This study was conducted by TRC Energy Services (TRC), as part of a comprehensive effort to assist New Jersey higher education facilities in controlling energy costs and protecting our environment by offering a wide range of energy management options and advice.

I.1 Facility Summary

Dickson Hall is a 98,568-square foot facility. The five-story building, including the basement, primarily includes classrooms, labs, offices, a lecture hall, and mechanical spaces.

Lighting at Dickson Hall consists primarily of a mixture of T12 fluorescent sources, compact fluorescent lamps (CFLs), and some incandescent fixtures, all which are inefficient as compared to currently available alternatives. Cooling is provided by a chilled water from the central plant serving two (2) air handling units (AHUs). There is also a one (1) ductless split-system air-conditioning unit (DX unit) for the server room. Steam is also provided from the District Energy Plant to Dickson Hall's mechanical room, where it is converted to heating and domestic hot water by steam to water heat exchangers. Heating hot water is distributed to the AHUs, radiators, and terminal units.

A thorough description of the facility and our observations are located in Section 2.

I.2 Your Cost Reduction Opportunities

Energy Conservation Measures

TRC evaluated nine (9) measures and recommends eight (8) measures which together represent an opportunity for Dickson Hall to reduce annual energy costs by \$90,589.53 and annual greenhouse gas emissions by 542,994 lbs CO₂e. We estimate that if all high priority measures are implemented as recommended, the project will pay for itself in 3.3 years. TRC has defined high priority measures as the evaluated measures that have a simple payback less than the typical equipment life of the proposed equipment. The breakdown of existing and potential utility costs after project implementation are illustrated in Figure 1 and Figure 2, respectively. Together these measures represent an opportunity to reduce Dickson Hall's annual energy use by 10%.

Figure 1 – Previous 12 Month Utility Costs

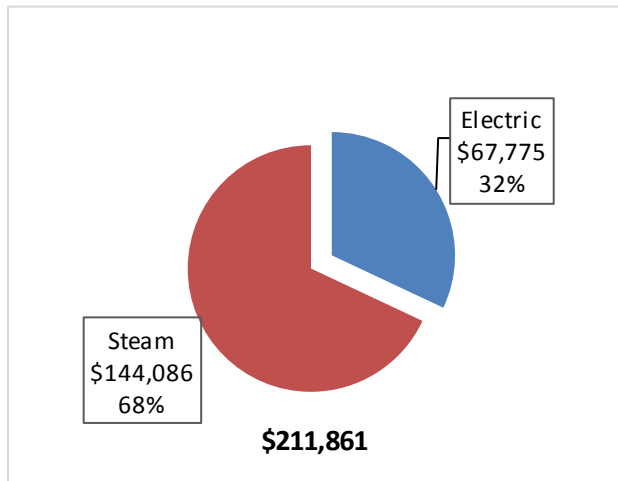
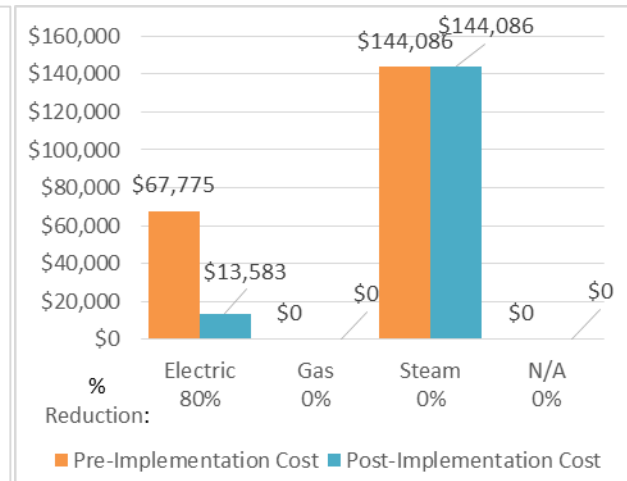


Figure 2 – Potential Post-Implementation Costs



A detailed description of Dickson Hall’s existing energy use can be found in Section 3.

Estimates of the total cost, energy savings, and financial incentives for the evaluated energy efficient upgrades are summarized below in Figure 3. A brief description of each category can be found below and a description of savings opportunities can be found in Section 4.

Figure 3 – Summary of Energy Reduction Opportunities

Energy Conservation Measure		High Priority?	Annual Electric Savings (kWh)	Annual Electric Savings (kWh)	Chilled Water Savings (Ton-Hr)	Peak Demand Savings (kW)	Annual Fuel Savings (MMBtu)	Annual Energy Cost Savings (\$)	Estimated Install Cost (\$)	Estimated Incentive (\$)*	Estimated Net Cost (\$)	Simple Payback Period (yrs)**	CO ₂ e Emissions Reduction (lbs)
Lighting Upgrades			258,776	258,776	0	57.7	0.0	\$43,474.41	\$187,910.76	\$15,060.00	\$172,850.76	4.0	260,586
ECM 1	Retrofit Fluorescent Fixtures with LED Lamps and Drivers	Yes	249,841	249,841	0	55.9	0.0	\$41,973.30	\$173,349.00	\$14,955.00	\$158,394.00	3.8	251,588
ECM 2	Retrofit Fixtures with LED Lamps	Yes	8,935	8,935	0	1.8	0.0	\$1,501.10	\$14,561.76	\$105.00	\$14,456.76	9.6	8,998
Lighting Control Measures			38,174	38,174	0	8.6	0.0	\$6,413.19	\$84,170.00	\$9,485.00	\$74,685.00	11.6	38,441
ECM 3	Install Occupancy Sensor Lighting Controls	Yes	29,387	29,387	0	7.2	0.0	\$4,936.97	\$73,170.00	\$9,485.00	\$63,685.00	12.9	29,592
ECM 4	Install High/Low Lighting Controls	Yes	8,787	8,787	0	1.4	0.0	\$1,476.22	\$11,000.00	\$0.00	\$11,000.00	7.5	8,848
Motor Upgrades			807	807	0	0.4	0.0	\$135.59	\$4,495.46	\$0.00	\$4,495.46	33.2	813
	Premium Efficiency Motors	No	807	807	0	0.4	0.0	\$135.59	\$4,495.46	\$0.00	\$4,495.46	33.2	813
Variable Frequency Drive (VFD) Measures			240,319	23,665	0	65.0	0.0	\$40,373.59	\$73,092.20	\$20,000.00	\$53,092.20	1.3	241,999
ECM 5	Install VFDs on Constant Volume (CV) HVAC	Yes	213,565			59.4	0.0	\$35,878.89	\$54,408.30	\$17,600.00	\$36,808.30	1.0	215,058
ECM 6	Install VFDs on Chilled Water Pumps	Yes	23,665	23,665	0	4.8	0.0	\$3,975.69	\$12,668.60	\$2,400.00	\$10,268.60	2.6	23,830
ECM 7	Install VFDs on Hot Water Pumps	Yes	3,089			0.8	0.0	\$519.02	\$6,015.30	\$0.00	\$6,015.30	11.6	3,111
Plug Load Equipment Control - Vending Machine			1,954	1,954	0	0.0	0.0	\$328.33	\$460.00	\$0.00	\$460.00	1.4	1,968
ECM 8	Vending Machine Control	Yes	1,954	1,954	0	0.0	0.0	\$328.33	\$460.00	\$0.00	\$460.00	1.4	1,968
TOTALS FOR HIGH PRIORITY MEASURES			539,223	322,569	0	131.4	0.0	\$90,589.53	\$345,632.96	\$44,545.00	\$301,087.96	3.3	542,994
TOTALS FOR ALL EVALUATED MEASURES			540,030	323,376	0	131.7	0.0	\$90,725.11	\$350,128.42	\$44,545.00	\$305,583.42	3.4	543,806

* - All incentives presented in this table are based on NJ Smart Start Building equipment incentives and assume proposed equipment meets minimum performance criteria for that program.

** - Simple Payback Period is based on net measure costs (i.e. after incentives).

Lighting Upgrades generally involve the replacement of existing lighting components such as lamps and ballasts (or the entire fixture) with higher efficiency lighting components. These measure save energy by reducing the power used by the lighting components due to improved electrical efficiency.

Lighting Controls measures generally involve the installation of automated controls to turn off lights or reduce light output when not needed. Automated control reduces reliance on occupant behavior for adjusting lights. These measures save energy by reducing the amount of time lights are on.

Motor Upgrades generally involve replacing older standard efficiency motors with high efficiency standard (IHP 2014). Motors replacements generally assume the same size motors, just higher efficiency. Although occasionally additional savings can be achieved by downsizing motors to better meet current load requirements. This measure saves energy by reducing the power used by the motors, due to improved electrical efficiency.

Variable Frequency Drives (VFDs) are motor control devices. These measures control the speed of a motor so that the motor spins at peak efficiency during partial load conditions. Sensors adapt the speed to flow, temperature, or pressure settings which is much more efficient than using a valve or damper to control flow rates, or running the motor at full speed when only partial power is needed. These measures save energy by controlling motor usage more efficiently.

Plug Load Equipment control measures generally involve installing automated devices that limit the power usage or operation of equipment that is plugged into an electric outlets when not in use.

Energy Efficient Practices

TRC also identified 14 low cost or no cost energy efficient practices. A facility's energy performance can be significantly improved by employing certain behavioral or operational adjustments and by performing better routine maintenance on building systems. These practices can extend equipment lifetime, improve occupant comfort, provide better health and safety, as well as reduce annual energy and O&M costs. Potential opportunities identified at Dickson Hall include:

- Reduce Air Leakage
- Close Doors and Windows
- Use Window Treatments/Coverings
- Perform Proper Lighting Maintenance
- Develop a Lighting Maintenance Schedule
- Reduce Motor Short Cycling
- Perform Routine Motor Maintenance
- Assess Chillers & Request Tune-Ups
- Clean Evaporator/Condenser Coils on AC Systems
- Clean and/or Replace HVAC Filters
- Repair/Replace Steam Traps
- Perform Proper Water Heater Maintenance
- Perform Maintenance on Compressed Air Systems
- Water Conservation

For details on these Energy Efficient Practices, please refer to Section 5.

On-Site Generation Measures

TRC evaluated the potential for installing on-site generation for Dickson Hall. Based on the configuration of the site and its loads there is a low potential for installing any PV and combined heat and power self-generation measures.

For details on our evaluation and on-site generation potential, please refer to Section 6.

I.3 Implementation Planning

To realize the energy savings from the ECMs listed in this report, a project implementation plan must be developed. Available capital must be considered and decisions need to be made whether it is best to pursue individual ECMs separately, groups of ECMs, or a comprehensive approach where all ECMs are implemented together, possibly in conjunction with other facility upgrades or improvements.

Rebates, incentives, and financing are available from NJCEP, as well as other sources, to help reduce the costs associated with the implementation of energy efficiency projects. Prior to implementing any measure, please review the relevant incentive program guidelines before proceeding. This is important because in most cases you will need to submit applications for the incentives prior to purchasing materials or commencing with installation.

The ECMs outlined in this report may qualify under the following program(s):

- SmartStart
- Pay for Performance - Existing Building (P4P)
- Energy Savings Improvement Program (ESIP)

For facilities wanting to pursue only selected individual measures (or planning to phase implementation of selected measures over multiple years), incentives are available through the SmartStart program. To participate in this program you may utilize internal resources, or an outside firm or contractor, to do the final design of the ECM(s) and do the installation. Program pre-approval is required for some SmartStart incentives, so only after receiving pre-approval should you proceed with ECM installation. The incentive estimates listed above in Figure 3 are based on the SmartStart program. More details on this program and others are available in Section 8.

Larger facilities with an interest in a more comprehensive whole building approach to energy conservation should consider participating in the Pay for Performance (P4P) program. Projects eligible for this project program must meet minimum savings requirements. Final incentives are calculated based on actual measured performance achieved at the end of the project. The application process is more involved, and it requires working with a qualified P4P contractor, but the process may result in greater energy savings overall and more lucrative incentives, up to 50% of project's total cost. For larger facilities with limited capital availability to implement ECMs, project financing may be available through the Energy Savings Improvement Program (ESIP). Supported directly by the NJBPU, ESIP provides government agencies with project development, design, and implementation support services, as well as, attractive financing for implementing ECMs. An LGEA report (or other approved energy audit) is required for participation in ESIP. Please refer to Section 8.3 for additional information on the ESIP Program.

The Demand Response Energy Aggregator is a (non-NJCEP) program designed to reduce electric loads at commercial facilities, when wholesale electricity prices are high or when the reliability of the electric grid is threatened due to peak power demand. Demand Response (DR) service providers (a.k.a. Curtailment Service Providers) are registered with PJM, the independent system operator (ISO) for mid-Atlantic state region that is charged with maintaining electric grid reliability. By enabling grid operators to call upon commercial facilities to reduce their electric usage during times of peak demand, the grid is made more reliable and overall transmission costs are reduced for all ratepayers. Curtailment Service Providers provide regular payments to medium and large consumers of electric power for their participation in DR programs. Program participation is voluntary and facilities receive payments whether or not they are called upon to curtail their load during times of peak demand. Refer to Section 7 for additional information on this program.

Additional information on relevant incentive programs is located in Section 8. You may also check the following website for more details: www.njcleanenergy.com/ci.

2 FACILITY INFORMATION AND EXISTING CONDITIONS

2.1 Project Contacts

Figure 4 – Project Contacts

Name	Role	E-Mail	Phone #
Customer			
Ana Pinto	Director of Energy Management	pintoa@mail.montclair.edu	973-655-3244
TRC Energy Services			
Mike Smith	Auditor	MJSmiith@trcsolutions.com	(732) 855-0033

2.2 General Site Information

On March 29, 2017, TRC performed an energy audit at Dickson Hall located in Montclair, New Jersey. The TRC team met with Ana Pinto to review the facility operations and help focus our investigation on specific energy-using systems.

Dickson Hall is a 98,568-square foot facility. The five-story building includes a basement, classrooms, labs, offices, a lecture hall, and mechanical spaces.

Lighting at Dickson Hall consists primarily of a mixture of T12 fluorescent sources, compact fluorescent lamps (CFLs), and some incandescent fixtures, all which are inefficient as compared to currently available alternatives. Cooling is provided by a chilled water from the central plant serving two (2) air handling units (AHUs). There is also a one (1) ductless split-system air-conditioning unit (DX unit) for the server room. Steam is also provided from the District Energy Plant to Dickson Hall’s mechanical room, where it is converted to heating and domestic hot water by steam to water heat exchangers. Heating hot water is distributed to the AHUs, radiators, and terminal units.

2.3 Building Occupancy

Dickson Hall is open Monday through Friday, 52 weeks a year. During a typical day, the facility is occupied by approximately 200 students and staff.

Figure 5 - Building Schedule

Building Name	Weekday/Weekend	Operating Schedule
Dickson Hall	Weekday	8 AM - 10 PM
Dickson Hall	Weekend	Closed

2.4 Building Envelope

Dickson Hall is constructed of concrete and structural steel with a brick facade. The building has a flat, built-up roof that is in good condition. The building has metal-framed, double-pane operable windows, which are in good condition and show little sign of excessive infiltration. The exterior doors are constructed of metal and glass and are in good condition.



2.5 On-Site Generation

The campus has a central cogeneration plant. The cogeneration plant uses natural gas fired turbines to produce electricity. Waste heat from the turbines is used to produce steam. The steam is delivered to some of the buildings on campus and used to produce chilled water, which is delivered to some of the buildings on campus. See the campus summary report for additional information regarding the campus cogeneration plant.

Dickson Hall does not have any on-site electric generation capacity.

2.6 Energy-Using Systems

Please see Appendix A: Equipment Inventory & Recommendations for an inventory of the facility's equipment.

Lighting System

Interior lighting is provided mostly by fixtures that contain linear fluorescent T12 lamps with magnetic ballasts, and fixtures with compact fluorescent or incandescent screw-in lamps. The linear fluorescent fixtures are located in all areas of the building. These fixtures contain one to four lamps with 4-foot long troffers and also some U-bend lamps. Interior lighting fixtures are controlled by manually operated switches.

Chilled and Condenser Water System

The facility is served by its own chilled water plant. The chiller plant gets chilled water from the central plant. The chiller provides chilled water to the zones via two (2) dedicated 20 hp primary pumps that operate in a lead/lag configuration. The constant speed pumps are piped in parallel. The chiller plant supplies chilled water to AHUs 1 and 2. Condenser water for the chiller is circulated by either of the two (2) 20 hp constant speed pumps during operation.

The chiller is in good condition and well maintained.

Steam to Hot Water Heating System

The heating hot water (HHW) system consists of one (1) steam-to-water heat exchanger in the mechanical room that receives steam from the District Energy Plant. From there, the HHW is distributed to the building's AHUs, radiators, and terminal units. The HHW is distributed by two (2) 3-hp constant speed pumps, of which only one (1) operates at a time.

The equipment is well-maintained in good condition.

Air Distribution System

There are two (2) air handling units (AHUs) for the building that provide space conditioning and ventilation. AHU-1 has a two (2) 40-hp supply fans and one (1) 30-hp return fan. AHU-2 has one (1) 40-hp supply fan and one (1) 30-hp return fan. These are constant speed fans. The conditioned air is distributed to 152 fractional horsepower fan-powered VAV boxes throughout the building.

The equipment is well-maintained and in good condition.

Building Energy Management System (BEMS)

The majority of the facility is controlled with a building energy management system (BEMS). The BEMS provides controls for the chiller, fans, pumps, and terminal units.

Domestic Water Heating System

The domestic hot water heating for the facility is also provided by a dedicated steam to water HX. The water is distributed throughout the building with a fractional horsepower constant speed pump.

Building Plug Load

The facility plug loads include computer workstation, copiers, printers, and other office equipment. A breakroom includes two (2) refrigerator/freezers and microwaves. There are two vending machines, one (1) refrigerated and one (1) non-refrigerated, on-site.

2.7 Water-Using Systems

There are approximately 12 restrooms at Dickson Hall. A sampling of restrooms found that many faucets are rated 1.5 gallons per minute (gpm).

3 SITE ENERGY USE AND COSTS

This building receives electricity through a master meter. It also receives electricity and steam from the campus central cogeneration plant. These utilities were prorated for individual buildings based on building size and function.

Prorated utility data were evaluated to determine the annual energy performance metrics for the building in energy cost per square foot and energy usage per square foot. These metrics are an estimate of the relative energy efficiency of this building. There are a number of factors that could cause the energy use of this building to vary from the “typical” energy usage profile for facilities with similar characteristics. Local weather conditions, building age and insulation levels, equipment efficiency, daily occupancy hours, changes in occupancy throughout the year, equipment operating hours, and energy efficient behavior of occupants all contribute to benchmarking scores. Please refer to the Benchmarking section within Section 3.4 for additional information.

3.1 Total Cost of Energy

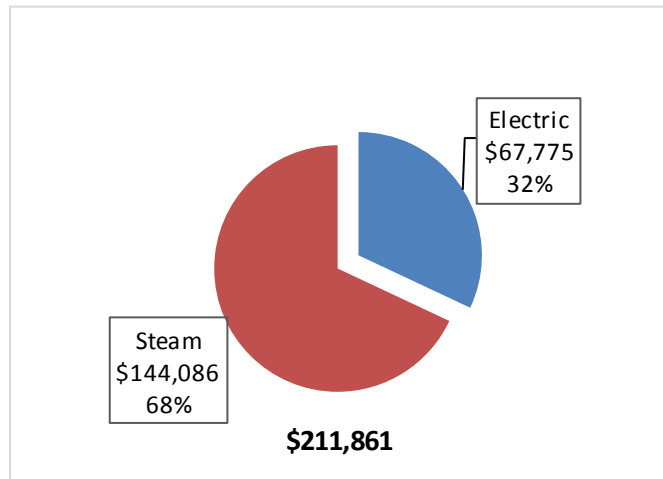
The following energy consumption and cost data is based on the last 12-month period of utility billing data that was provided for each utility. A profile of the annual energy consumption and energy cost of the facility was developed from this information.

Figure 6 - Utility Summary

Utility Summary for Dickson Hall		
Fuel	Usage	Cost
Electricity	990,367 kWh	\$67,775
Steam	7,905 kLbs	\$144,086
Total		\$211,861

The current annual energy cost for this facility is \$211,861 as shown in the chart below.

Figure 7 - Energy Cost Breakdown



3.2 Electricity Usage

Electricity is provided by PSE&G and the campus cogeneration plant. The average cost for electricity purchased from PSE&G was \$0.168/kWh, which is the blended rate that includes energy supply, distribution, and other charges. This rate is used throughout the analyses in this report to assess energy costs and savings. Demand data (kW) is absent from the table below because it was not provided for the electric cogeneration plant and therefore kW totals would be incomplete for this facility. The monthly electricity consumption is shown in the chart below.

Figure 8 - Electric Usage & Demand

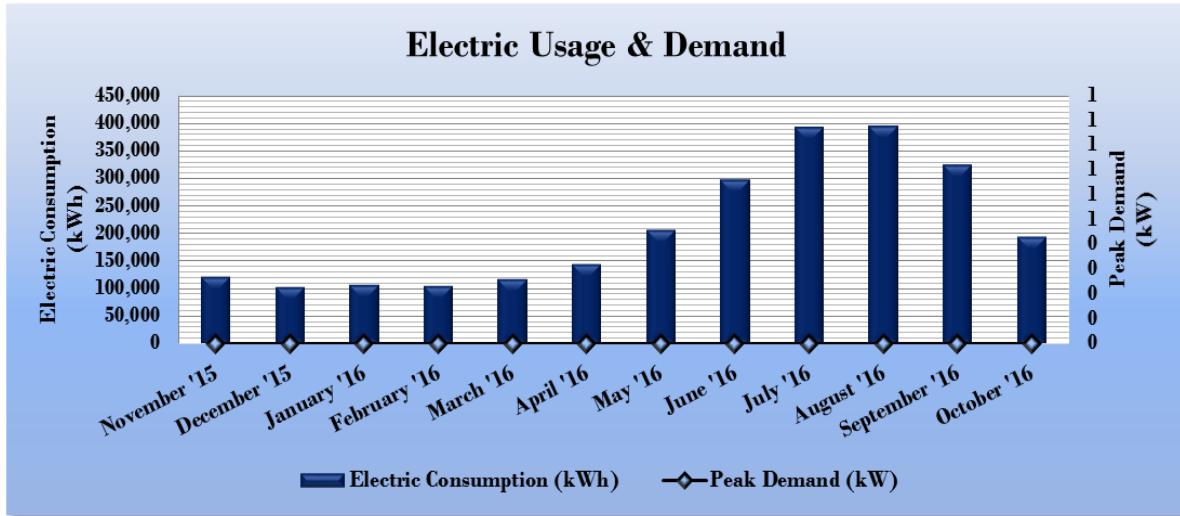


Figure 9 - Electric Usage & Demand

Electric Billing Data for Dickson Hall				
Period Ending	Days in Period	Electric Usage (kWh)	Total Electric Cost	TRC Estimated Usage?
11/30/15	30	122,103	\$4,837	Yes
12/31/15	31	105,355	\$6,126	Yes
1/31/16	31	107,867	\$5,042	Yes
2/28/16	28	106,533	\$11,698	Yes
3/31/16	31	118,633	\$4,686	Yes
4/30/16	30	145,551	\$4,676	Yes
5/31/16	31	207,906	\$4,578	Yes
6/30/16	30	299,176	\$4,926	Yes
7/31/16	31	395,372	\$5,210	Yes
8/31/16	31	397,458	\$5,527	Yes
9/30/16	30	326,790	\$5,392	Yes
10/31/16	31	195,121	\$5,077	Yes
Totals	365	2,527,866	\$67,775	12
Annual	365	2,527,866	\$67,775	

3.3 Steam Usage

Steam is provided by Campus CHP. The average steam cost for the past 12 months is \$18.227/kLb, which is the blended rate used throughout the analyses in this report. The steam consumption is shown in the table below.

Figure 10 –Steam Usage

Steam Billing Data for Dickson Hall				
Period Ending	Days in Period	Steam Usage (kLbs)	Fuel Cost	TRC Estimated Usage?
11/30/15	30	523	\$7,970	Yes
12/31/15	31	701	\$10,771	Yes
1/31/16	31	996	\$15,557	Yes
2/28/16	28	899	\$37,266	Yes
3/31/16	31	751	\$11,410	Yes
4/30/16	30	615	\$9,236	Yes
5/31/16	31	467	\$7,282	Yes
6/30/16	30	455	\$6,912	Yes
7/31/16	31	586	\$8,830	Yes
8/31/16	31	612	\$9,229	Yes
9/30/16	30	602	\$9,029	Yes
10/31/16	31	698	\$10,593	Yes
Totals	365	7,905	\$144,086	12
Annual	365	7,905	\$144,086	

3.4 Benchmarking

This facility was benchmarked using *Portfolio Manager*, an online tool created and managed by the United States Environmental Protection Agency (EPA) through the ENERGY STAR® program. Portfolio Manager analyzes your building’s consumption data, cost information, and operational use details and then compares its performance against a national median for similar buildings of its type. Metrics provided by this analysis are Energy Use Intensity (EUI) and an ENERGY STAR® score for select building types.

The EUI is a measure of a facility’s energy consumption per square foot, and it is the standard metric for comparing buildings’ energy performance. Comparing the EUI of a building with the national median EUI for that building type illustrates whether that building uses more or less energy than similar buildings of its type on a square foot basis. EUI is presented in terms of “site energy” and “source energy.” Site energy is the amount of fuel and electricity consumed by a building as reflected in utility bills. Source energy includes fuel consumed to generate electricity consumed at the site, factoring in electric production and distribution losses for the region.

Figure 11 - Energy Use Intensity Comparison – Existing Conditions

Energy Use Intensity Comparison - Existing Conditions		
	Dickson Hall	National Median Building Type: Higher Education - Public
Source Energy Use Intensity (kBtu/ft ²)	401.9	262.6
Site Energy Use Intensity (kBtu/ft ²)	189.0	130.7

Implementation of all recommended measures in this report would improve the building’s estimated EUI significantly, as shown in the table below:

Figure 12 - Energy Use Intensity Comparison – Following Installation of Recommended Measures

Energy Use Intensity Comparison - Following Installation of Recommended Measures		
	Dickson Hall	National Median Building Type: Higher Education - Public
Source Energy Use Intensity (kBtu/ft ²)	341.4	262.6
Site Energy Use Intensity (kBtu/ft ²)	169.7	130.7

Many types of commercial buildings are also eligible to receive an ENERGY STAR® score. This score is a percentile ranking from 1 to 100. It compares your building’s energy performance to similar buildings nationwide. A score of 50 represents median energy performance, while a score of 75 means your building performs better than 75 percent of all similar buildings nationwide and may be eligible for ENERGY STAR® certification.

As the electric and gas accounts were shared between various buildings, it was not possible to benchmark these buildings and provide a score individually. A campus wide Portfolio Manager Statement of Energy Performance (SEP) was generated.

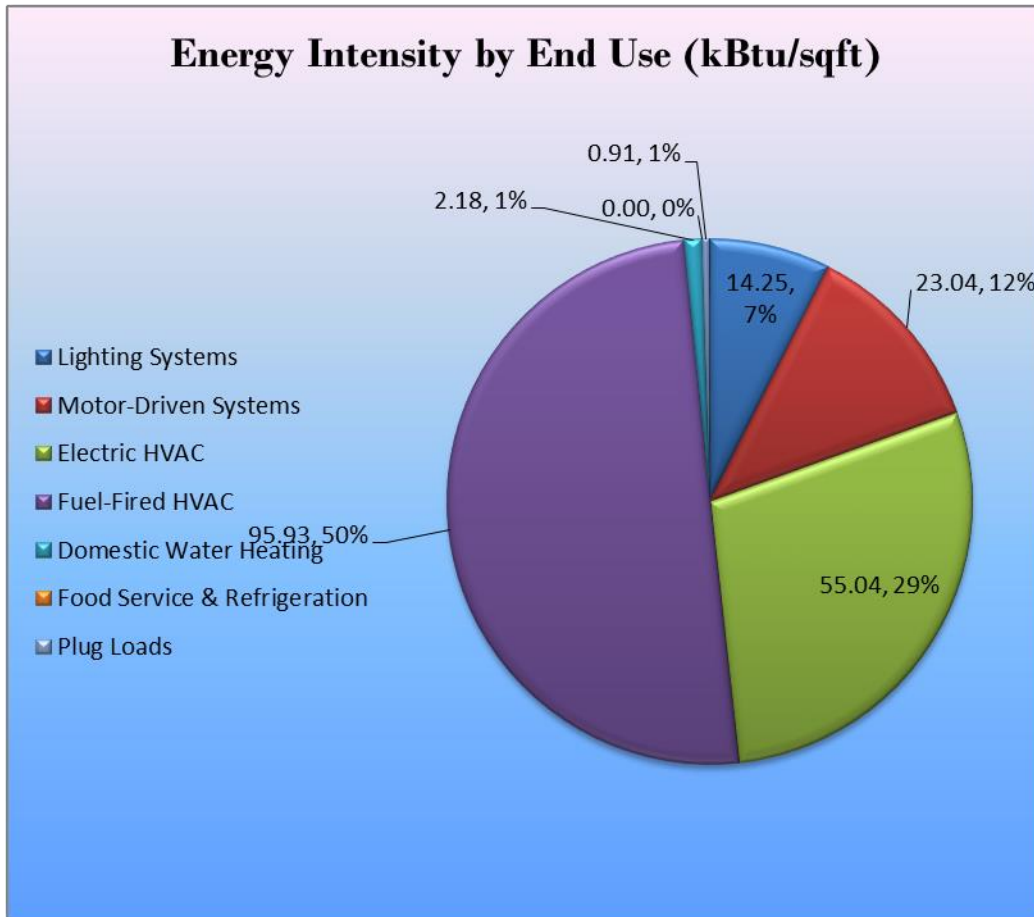
For more information on ENERGY STAR® certification go to: <https://www.energystar.gov/buildings/facility-owners-and-managers/existing-buildings/earn-recognition/energy-star-certification/how-app-1>.

A Portfolio Manager account has been created online for your facility and you will be provided with the login information for the account. We encourage you to update your utility information in Portfolio Manager regularly, so that you can keep track of your building’s performance. Free online training is available to help you use ENERGY STAR® Portfolio Manager to track your building’s performance at: <https://www.energystar.gov/buildings/training>.

3.5 Energy End-Use Breakdown

In order to provide a complete overview of energy consumption across building systems, an energy balance was performed. An energy balance utilizes standard practice engineering methods to evaluate all components of the various electric and fuel-fired systems found in a building to determine their proportional contribution to overall building energy usage. This chart of energy end uses highlights the relative contribution of each equipment category to total energy usage. This can help determine where the greatest benefits might be found from energy efficiency measures.

Figure 13 - Energy Balance (% and kBtu/SF)



4 ENERGY CONSERVATION MEASURES

The goal of this audit report is to identify potential energy efficiency opportunities, help prioritize specific measures for implementation, and provide information to the Dickson Hall regarding financial incentives for which they may qualify to implement the recommended measures. For this audit report, most measures have received only a preliminary analysis of feasibility which identifies expected ranges of savings and costs. This level of analysis is usually considered sufficient to demonstrate project cost-effectiveness and help prioritize energy measures. Savings are based on the New Jersey Clean Energy Program Protocols to Measure Resource Savings dated June 29, 2016, approved by the New Jersey Board of Public Utilities. Further analysis or investigation may be required to calculate more precise savings based on specific circumstances. A higher level of investigation may be necessary to support any custom SmartStart or Pay for Performance, or Direct Install incentive applications. Financial incentives for the ECMs identified in this report have been calculated based the NJCEP prescriptive SmartStart program. Some measures and proposed upgrade projects may be eligible for higher incentives than those shown below through other NJCEP programs as described in Section 8. The following sections describe the evaluated measures.

4.1 High Priority ECMs

The measures below have been evaluated by the auditor and are recommended for implementation at the facility.

Figure I4 – Summary of High Priority ECMs

Energy Conservation Measure		Annual Electric Savings (kWh)	Annual Electric Savings (kWh)	Chilled Water Savings (Ton-Hr)	Peak Demand Savings (kW)	Annual Fuel Savings (MMBtu)	Annual Energy Cost Savings (\$)	Estimated Install Cost (\$)	Estimated Incentive (\$)*	Estimated Net Cost (\$)	Simple Payback Period (yrs)**	CO ₂ e Emissions Reduction (lbs)
Lighting Upgrades		258,776	258,776	0	57.7	0.0	\$43,474.41	\$187,910.76	\$15,060.00	\$172,850.76	4.0	260,586
ECM 1	Retrofit Fluorescent Fixtures with LED Lamps and Drivers	249,841	249,841	0	55.9	0.0	\$41,973.30	\$173,349.00	\$14,955.00	\$158,394.00	3.8	251,588
ECM 2	Retrofit Fixtures with LED Lamps	8,935	8,935	0	1.8	0.0	\$1,501.10	\$14,561.76	\$105.00	\$14,456.76	9.6	8,998
Lighting Control Measures		38,174	38,174	0	8.6	0.0	\$6,413.19	\$84,170.00	\$9,485.00	\$74,685.00	11.6	38,441
ECM 3	Install Occupancy Sensor Lighting Controls	29,387	29,387	0	7.2	0.0	\$4,936.97	\$73,170.00	\$9,485.00	\$63,685.00	12.9	29,592
ECM 4	Install High/Low Lighting Controls	8,787	8,787	0	1.4	0.0	\$1,476.22	\$11,000.00	\$0.00	\$11,000.00	7.5	8,848
Motor Upgrades		807	807	0	0.4	0.0	\$135.59	\$4,495.46	\$0.00	\$4,495.46	33.2	813
	Premium Efficiency Motors	807	807	0	0.4	0.0	\$135.59	\$4,495.46	\$0.00	\$4,495.46	33.2	813
Variable Frequency Drive (VFD) Measures		240,319	23,665	0	65.0	0.0	\$40,373.59	\$73,092.20	\$20,000.00	\$53,092.20	1.3	241,999
ECM 5	Install VFDs on Constant Volume (CV) HVAC	213,565			59.4	0.0	\$35,878.89	\$54,408.30	\$17,600.00	\$36,808.30	1.0	215,058
ECM 6	Install VFDs on Chilled Water Pumps	23,665	23,665	0	4.8	0.0	\$3,975.69	\$12,668.60	\$2,400.00	\$10,268.60	2.6	23,830
ECM 7	Install VFDs on Hot Water Pumps	3,089			0.8	0.0	\$519.02	\$6,015.30	\$0.00	\$6,015.30	11.6	3,111
Plug Load Equipment Control - Vending Machine		1,954	1,954	0	0.0	0.0	\$328.33	\$460.00	\$0.00	\$460.00	1.4	1,968
ECM 8	Vending Machine Control	1,954	1,954	0	0.0	0.0	\$328.33	\$460.00	\$0.00	\$460.00	1.4	1,968
TOTALS FOR HIGH PRIORITY MEASURES		539,223	322,569	0	131.4	0.0	\$90,589.53	\$345,632.96	\$44,545.00	\$301,087.96	3.3	542,994

* - All incentives presented in this table are based on NJ Smart Start Building equipment incentives and assume proposed equipment meets minimum performance criteria for that program.

** - Simple Payback Period is based on net measure costs (i.e. after incentives).

4.2 Lighting Upgrades

Our recommendations for upgrades to existing lighting fixtures are summarized in Figure 15 below.

Figure 15 – Summary of Lighting Upgrade ECMs

Energy Conservation Measure		Annual Electric Savings (kWh)	Peak Demand Savings (kW)	Annual Fuel Savings (MMBtu)	Annual Energy Cost Savings (\$)	Estimated Install Cost (\$)	Estimated Incentive (\$)	Estimated Net Cost (\$)	Simple Payback Period (yrs)	CO ₂ e Emissions Reduction (lbs)
Lighting Upgrades		258,776	57.7	0.0	\$43,474.41	\$187,910.76	\$15,060.00	\$172,850.76	4.0	260,586
ECM 1	Retrofit Fluorescent Fixtures with LED Lamps and Drivers	249,841	55.9	0.0	\$41,973.30	\$173,349.00	\$14,955.00	\$158,394.00	3.8	251,588
ECM 2	Retrofit Fixtures with LED Lamps	8,935	1.8	0.0	\$1,501.10	\$14,561.76	\$105.00	\$14,456.76	9.6	8,998

During lighting upgrade planning and design, we recommend a comprehensive approach that considers both the efficiency of the lighting fixtures and how they are controlled.

ECM 1: Retrofit Fluorescent Fixtures with LED Lamps and Drivers

Summary of Measure Economics

Interior/ Exterior	Annual Electric Savings (kWh)	Peak Demand Savings (kW)	Annual Fuel Savings (MMBtu)	Annual Energy Cost Savings (\$)	Estimated Install Cost (\$)	Estimated Incentive (\$)	Estimated Net Cost (\$)	Simple Payback Period (yrs)	CO ₂ e Emissions Reduction (lbs)
Interior	249,841	55.9	0.0	\$41,973.30	\$173,349.00	\$14,955.00	\$158,394.00	3.8	251,588
Exterior	0	0.0	0.0	\$0.00	\$0.00	\$0.00	\$0.00	0.0	0

Measure Description

We recommend retrofitting existing fluorescent fixtures by removing T12 fluorescent tubes and ballasts and replacing them with LEDs and LED drivers (if necessary), which are designed to be used retrofitted fluorescent fixtures. The measure uses the existing fixture housing but replaces the rest of the components with more efficient lighting technology. This measure saves energy by installing LEDs which use less power than other lighting technologies yet provide equivalent lighting output for the space.

Additional savings from lighting maintenance can be anticipated since LEDs have lifetimes which are more than twice that of fluorescent tubes.

ECM 2: Retrofit Fixtures with LED Lamps

Summary of Measure Economics

Interior/ Exterior	Annual Electric Savings (kWh)	Peak Demand Savings (kW)	Annual Fuel Savings (MMBtu)	Annual Energy Cost Savings (\$)	Estimated Install Cost (\$)	Estimated Incentive (\$)	Estimated Net Cost (\$)	Simple Payback Period (yrs)	CO ₂ e Emissions Reduction (lbs)
Interior	8,935	1.8	0.0	\$1,501.10	\$14,561.76	\$105.00	\$14,456.76	9.6	8,998
Exterior	0	0.0	0.0	\$0.00	\$0.00	\$0.00	\$0.00	0.0	0

Measure Description

We recommend retrofitting existing incandescent, CFLs or other lighting technologies with LED lamps. Many LED tube lamps are direct replacements for existing fluorescent lamps and can be installed while leaving the fluorescent fixture ballast in place. LED bulbs can be used in existing fixtures as a direct replacement for most other lighting technologies. This measure saves energy by installing LEDs which use less power than other lighting technologies yet provide equivalent lighting output for the space.

Additional savings from lighting maintenance can be anticipated since LEDs have lifetimes which are more than twice that of fluorescent tubes and more than 10 times longer than many incandescent lamps.

4.3 Lighting Control Measures

Our recommendations for lighting control measures are summarized in Figure 16 below.

Figure 16 – Summary of Lighting Control ECMs

Energy Conservation Measure		Annual Electric Savings (kWh)	Peak Demand Savings (kW)	Annual Fuel Savings (MMBtu)	Annual Energy Cost Savings (\$)	Estimated Install Cost (\$)	Estimated Incentive (\$)	Estimated Net Cost (\$)	Simple Payback Period (yrs)	CO ₂ e Emissions Reduction (lbs)
Lighting Control Measures		38,174	8.6	0.0	\$6,413.19	\$84,170.00	\$9,485.00	\$74,685.00	11.6	38,441
ECM 3	Install Occupancy Sensor Lighting Controls	29,387	7.2	0.0	\$4,936.97	\$73,170.00	\$9,485.00	\$63,685.00	12.9	29,592
ECM 4	Install High/Low Lighting Controls	8,787	1.4	0.0	\$1,476.22	\$11,000.00	\$0.00	\$11,000.00	7.5	8,848

During lighting upgrade planning and design, we recommend a comprehensive approach that considers both the efficiency of the lighting fixtures and how they are controlled.

ECM 3: Install Occupancy Sensor Lighting Controls

Summary of Measure Economics

Annual Electric Savings (kWh)	Peak Demand Savings (kW)	Annual Fuel Savings (MMBtu)	Annual Energy Cost Savings (\$)	Estimated Install Cost (\$)	Estimated Incentive (\$)	Estimated Net Cost (\$)	Simple Payback Period (yrs)	CO ₂ e Emissions Reduction (lbs)
29,387	7.2	0.0	\$4,936.97	\$73,170.00	\$9,485.00	\$63,685.00	12.9	29,592

Measure Description

We recommend installing occupancy sensors to control lighting fixtures that are currently controlled by manual switches in restrooms, classrooms, and offices. Lighting sensors detect occupancy using ultrasonic and/or infrared sensors. For most spaces, we recommend lighting controls use dual technology sensors, which can eliminate the possibility of any lights turning off unexpectedly. Lighting systems are enabled when an occupant is detected. Fixtures are automatically turned off after an area has been vacant for a preset period. Some controls also provide dimming options and all modern occupancy controls can be easily over-ridden by room occupants to allow them to manually turn fixtures on or off, as desired. Energy savings results from only operating lighting systems when they are required.

Occupancy sensors may be mounted on the wall at existing switch locations, mounted on the ceiling, or in remote locations. In general, wall switch replacement sensors are recommended for single occupant offices and other small rooms. Ceiling-mounted or remote mounted sensors are used in locations without local switching or where wall switches are not in the line-of-sight of the main work area and in large spaces. We recommend a comprehensive approach to lighting design that upgrades both the lighting fixtures and the controls together for maximum energy savings and improved lighting for occupants.

ECM 4: Install High/Low Lighting Controls

Summary of Measure Economics

Annual Electric Savings (kWh)	Peak Demand Savings (kW)	Annual Fuel Savings (MMBtu)	Annual Energy Cost Savings (\$)	Estimated Install Cost (\$)	Estimated Incentive (\$)	Estimated Net Cost (\$)	Simple Payback Period (yrs)	CO ₂ e Emissions Reduction (lbs)
8,787	1.4	0.0	\$1,476.22	\$11,000.00	\$0.00	\$11,000.00	7.5	8,848

Measure Description

We recommend installing occupancy sensors to provide dual level lighting control for lighting fixtures in spaces that are infrequently occupied but may require some level of continuous lighting for safety or security reasons. Typical areas for such lighting control are hallways.

Lighting fixtures with these controls operate at default low levels when the area is not occupied to provide minimal lighting to meet security or safety requirements. Sensors detect occupancy using ultrasonic and/or infrared sensors. The lighting systems are switched to full lighting levels whenever an occupant is detected. Fixtures are automatically switched back to low level after an area has been vacant for a preset period of time. Energy savings results from only providing full lighting levels when it is required. For this type of measure the occupancy sensors will generally be ceiling or fixture mounted. Sufficient sensor coverage needs to be provided to ensure that lights turn on in each area as an occupant approaches. Additional savings from reduced lighting maintenance may also result from this measure, due to reduced lamp operation.

4.4 Variable Frequency Drive Measures

Our recommendations for variable frequency drive (VFD) measures are summarized in Figure 17 below.

Figure 17 – Summary of Variable Frequency Drive ECMs

Energy Conservation Measure	Annual Electric Savings (kWh)	Annual Electric Savings (kWh)	Chilled Water Savings (Ton-Hr)	Peak Demand Savings (kW)	Annual Fuel Savings (MMBtu)	Annual Energy Cost Savings (\$)	Estimated Install Cost (\$)	Estimated Incentive (\$)*	Estimated Net Cost (\$)	Simple Payback Period (yrs)**	CO ₂ e Emissions Reduction (lbs)
Variable Frequency Drive (VFD) Measures	240,319	23,665	0	65.0	0.0	\$40,373.59	\$73,092.20	\$20,000.00	\$53,092.20	1.3	241,999
ECM 5 Install VFDs on Constant Volume (CV) HVAC	213,565			59.4	0.0	\$35,878.89	\$54,408.30	\$17,600.00	\$36,808.30	1.0	215,058
ECM 6 Install VFDs on Chilled Water Pumps	23,665	23,665	0	4.8	0.0	\$3,975.69	\$12,668.60	\$2,400.00	\$10,268.60	2.6	23,830
ECM 7 Install VFDs on Hot Water Pumps	3,089			0.8	0.0	\$519.02	\$6,015.30	\$0.00	\$6,015.30	11.6	3,111

ECM 5: Install VFDs on Constant Volume (CV) HVAC

Summary of Measure Economics

Annual Electric Savings (kWh)	Annual Electric Savings (kWh)	Chilled Water Savings (Ton-Hr)	Peak Demand Savings (kW)	Annual Fuel Savings (MMBtu)	Annual Energy Cost Savings (\$)	Estimated Install Cost (\$)	Estimated Incentive (\$)	Estimated Net Cost (\$)	Simple Payback Period (yrs)	CO ₂ e Emissions Reduction (lbs)
213,565	0	0	59.4	0.0	\$35,878.89	\$54,408.30	\$17,600.00	\$36,808.30	1.0	215,058

Measure Description

We recommend installing variable frequency drives (VFDs) to control supply fan (two [2] 40 hp) motor and return fan (two [2] 30 hp) motor speeds to convert a constant-volume, single-zone air handling system into a variable-air-volume (VAV) system. A separate VFD is usually required to control the return fan motor or dedicated exhaust fan motor, if the air handler has one. Zone thermostats will cause the VFD to modulate fan speed to maintain the appropriate temperature in the zone, while maintaining a constant supply air temperature. Energy savings results from reducing fan speed (and power) when there is a reduced load required for the zone. The magnitude of energy savings is based on the estimated amount of time that fan motors operate at partial load.

VAV systems should not be controlled such that the supply air temperature is raised at the expense of the fan power. A common mistake is to reset the supply air temperature to achieve chiller energy savings, which can lead to additional air flow requirements. Supply air temperature should be kept low, e.g. 55°F, until the minimum fan speed (typically about 50%) is met. At this point, it is efficient to raise the supply air temperature as the load decreases, but not such that additional air flow and thus fan energy is required.

ECM 6: Install VFDs on Chilled Water Pumps

Summary of Measure Economics

Annual Electric Savings (kWh)	Peak Demand Savings (kW)	Annual Fuel Savings (MMBtu)	Annual Energy Cost Savings (\$)	Estimated Install Cost (\$)	Estimated Incentive (\$)	Estimated Net Cost (\$)	Simple Payback Period (yrs)	CO ₂ e Emissions Reduction (lbs)
23,665	4.8	0.0	\$3,975.69	\$12,668.60	\$2,400.00	\$10,268.60	2.6	23,830

Measure Description

We recommend installing a variable frequency drives (VFD) to control (two [2] 20 hp) chilled water pumps. This measure requires that chilled water coils be served by 2-way valves and that a differential pressure sensor be installed in the chilled water loop. As the chilled water valves close, the differential pressure increases. The VFD modulates pump speed to maintain a differential pressure setpoint. Energy savings results from reducing pump motor speed (and power) as chilled water valves close. The magnitude of energy savings is based on the estimated amount of time that the system operates at reduced loads.

For systems with variable chilled water flow through the chiller, the minimum flow to prevent the chiller from tripping off will have to be determined during the final project design. The control system should be programmed to maintain the minimum flow through the chiller and to prevent pump cavitation.

ECM 7: Install VFDs on Hot Water Pumps

Summary of Measure Economics

Annual Electric Savings (kWh)	Annual Electric Savings (kWh)	Chilled Water Savings (Ton-Hr)	Peak Demand Savings (kW)	Annual Fuel Savings (MMBtu)	Annual Energy Cost Savings (\$)	Estimated Install Cost (\$)	Estimated Incentive (\$)	Estimated Net Cost (\$)	Simple Payback Period (yrs)	CO ₂ e Emissions Reduction (lbs)
3,089	0	0	0.8	0.0	\$519.02	\$6,015.30	\$0.00	\$6,015.30	11.6	3,111

Measure Description

We recommend installing a variable frequency drives (VFD) to control (two [2] 3 hp) hot water pumps. This measure requires that a majority of the hot water coils be served by 2-way valves and that a differential pressure sensor is installed in the hot water loop. As the hot water valves close, the differential pressure increases. The VFD modulates pump speed to maintain a differential pressure setpoint. Energy savings results from reducing pump motor speed (and power) as hot water valves close. The magnitude of energy savings is based on the estimated amount of time that the system will operate at reduced load.

4.5 Plug Load Equipment Control - Vending Machines

Our recommendations for plug load equipment controls are summarized in Figure 18 below.

Figure 18 – Summary of Plug Load Equipment Control ECMs

Energy Conservation Measure	Annual Electric Savings (kWh)	Chilled Water Savings (Ton-Hr)	Peak Demand Savings (kW)	Annual Fuel Savings (MMBtu)	Annual Energy Cost Savings (\$)	Estimated Install Cost (\$)	Estimated Incentive (\$)*	Estimated Net Cost (\$)	Simple Payback Period (yrs)**	CO ₂ e Emissions Reduction (lbs)
Plug Load Equipment Control - Vending Machine	1,954	0	0.0	0.0	\$328.33	\$460.00	\$0.00	\$460.00	1.4	1,968
ECM 8 Vending Machine Control	1,954	0	0.0	0.0	\$328.33	\$460.00	\$0.00	\$460.00	1.4	1,968

ECM 8: Vending Machine Control

Summary of Measure Economics

Annual Electric Savings (kWh)	Peak Demand Savings (kW)	Annual Fuel Savings (MMBtu)	Annual Energy Cost Savings (\$)	Estimated Install Cost (\$)	Estimated Incentive (\$)	Estimated Net Cost (\$)	Simple Payback Period (yrs)	CO ₂ e Emissions Reduction (lbs)
1,954	0.0	0.0	\$328.33	\$460.00	\$0.00	\$460.00	1.4	1,968

Measure Description

Vending machines operate continuously, even during non-business hours. It is recommended to install occupancy sensor controls to reduce the energy use. These controls power down vending machines when the vending machine area has been vacant for some time, then power up at regular intervals, as needed, to turn machine lights on or keep the product cool. Energy savings are a dependent on vending machine and activity level in the area surrounding the machines.

4.6 ECMs Evaluated But Not Recommended

The measure below has been evaluated by the auditor but are not recommended for implementation at the facility. The reasons for exclusion is found in the measure description section.

Figure 19 – Summary of Measures Evaluated, But Not Recommended

Energy Conservation Measure	Annual Electric Savings (kWh)	Chilled Water Savings (Ton-Hr)	Peak Demand Savings (kW)	Annual Fuel Savings (MMBtu)	Annual Energy Cost Savings (\$)	Estimated Install Cost (\$)	Estimated Incentive (\$)*	Estimated Net Cost (\$)	Simple Payback Period (yrs)**	CO ₂ e Emissions Reduction (lbs)
Motor Upgrades	807	0	0.4	0.0	\$135.59	\$4,495.46	\$0.00	\$4,495.46	33.2	813
Premium Efficiency Motors	807	0	0.4	0.0	\$135.59	\$4,495.46	\$0.00	\$4,495.46	33.2	813

Premium Efficiency Motors

Summary of Measure Economics

Annual Electric Savings (kWh)	Peak Demand Savings (kW)	Annual Fuel Savings (MMBtu)	Annual Energy Cost Savings (\$)	Estimated Install Cost (\$)	Estimated Incentive (\$)	Estimated Net Cost (\$)	Simple Payback Period (yrs)	CO ₂ e Emissions Reduction (lbs)
807	0.4	0.0	\$135.59	\$4,495.46	\$0.00	\$4,495.46	33.2	813

Measure Description

We evaluated replacing two (2) 20 hp standard efficiency chilled water pump motors with IHP 2014 efficiency motors. Our evaluation assumes that existing motors will be replaced with motors of equivalent size and type. Although occasionally additional savings can be achieved by downsizing motors to better meet the motor's current load requirements. The base case motor efficiencies are estimated from nameplate information and our best estimates of motor run hours. Efficiencies of proposed motor upgrades are obtained from the *New Jersey's Clean Energy Program Protocols to Measure Resource Savings (2016)*. Savings are based on the difference between baseline and proposed efficiencies and the assumed annual operating hours.

The motors recommended for replacement serve the chilled water pumps, and they are also recommended for variable frequency drive control (ECM 6). Inverter rated motors are recommended to ensure compatibility with the variable speed drive, a further reason to invest in this measure despite the relatively long payback period.

Reasons for not Recommending

Although this motor is old enough to be replaced, the payback period on such an investment is higher than the useful life of the equipment itself. When the equipment is due for replacement we suggest that they be replaced with IHP 2014 efficiency motors.

5 ENERGY EFFICIENT PRACTICES

In addition to the quantifiable savings estimated in Section 4, a facility's energy performance can also be improved through application of many low cost or no-cost energy efficiency strategies. By employing certain behavioral and operational changes and performing routine maintenance on building systems, equipment lifetime can be extended; occupant comfort, health and safety can be improved; and energy and O&M costs can be reduced. The recommendations below are provided as a framework for developing a whole building maintenance plan that is customized to your facility. Consult with qualified equipment specialists for details on proper maintenance and system operation.

Reduce Air Leakage

Air leakage, or infiltration, occurs when outside air enters a building uncontrollably through cracks and openings. Properly sealing such cracks and openings can significantly reduce heating and cooling costs, improve building durability, and create a healthier indoor environment. This includes caulking or installing weather stripping around leaky doors and windows allowing for better control of indoor air quality through controlled ventilation.

Close Doors and Windows

Ensure doors and windows are closed in conditioned spaces. Leaving doors and windows open leads to a significant increase in heat transfer between conditioned spaces and the outside air. Reducing a facility's air changes per hour (ACH) can lead to increased occupant comfort as well as significant heating and cooling savings, especially when combined with proper HVAC controls and adequate ventilation.

Use Window Treatments/Coverings

A substantial amount of heat gain can occur through uncovered or untreated windows, especially older single pane windows and east or west-facing windows. Treatments such as high-reflectivity films or covering windows with shades or shutters can reduce solar heat gain and, consequently, cooling load and can reduce internal heat loss and the associated heating load.

Perform Proper Lighting Maintenance

In order to sustain optimal lighting levels, lighting fixtures should undergo routine maintenance. Light levels decrease over time due to lamp aging, lamp and ballast failure, and buildup of dirt and dust on lamps, fixtures and reflective surfaces. Together, these factors can reduce total illumination by 20% - 60% or more, while operating fixtures continue drawing full power. To limit this reduction, lamps, reflectors and diffusers should be thoroughly cleaned of dirt, dust, oil, and smoke film buildup approximately every 6 – 12 months.

Develop a Lighting Maintenance Schedule

In addition to routine fixture cleaning, development of a maintenance schedule can both ensure maintenance is performed regularly and can reduce the overall cost of fixture re-lamping and re-ballasting. By re-lamping and re-ballasting fixtures in groups, lighting levels are better maintained and the number of site visits by a lighting technician or contractor can be minimized, decreasing the overall cost of maintenance.

Reduce Motor Short Cycling

Frequent stopping and starting of motors subjects rotors and other parts to substantial stress. This can result in component wear, reducing efficiency, and increasing maintenance costs. Adjust the load on the motor to limit the amount of unnecessary stopping and starting to improve motor performance.

Perform Routine Motor Maintenance

Motors consist of many moving parts whose collective degradation can contribute to a significant loss of motor efficiency. In order to prevent damage to motor components, routine maintenance should be performed. This maintenance consists of cleaning surfaces and ventilation openings on motors to prevent overheating, lubricating moving parts to reduce friction, inspecting belts and pulleys for wear and to ensure they are at proper alignment and tension, and cleaning and lubricating bearings. Consult a licensed technician to assess these and other motor maintenance strategies.

Assess Chillers & Request Tune-Ups

Chillers are responsible for a substantial portion of a commercial building's overall energy usage. When components of a chiller are not optimized, this can quickly result in a noticeable increase in energy bills. Chiller diagnostics can produce a 5% to 10% cost avoidance potential from discovery and implementation of low/no cost optimization strategies.

Clean Evaporator/Condenser Coils on AC Systems

Dirty evaporators and condensers coils cause a restriction to air flow and restrict heat transfer. This results in increased evaporator and condenser fan load and a decrease in cooling system performance. Keeping the coils clean allows the fans and cooling system to operate more efficiently.

Clean and/or Replace HVAC Filters

Air filters work to reduce the amount of indoor air pollution and increase occupant comfort. Over time, filters become less and less effective as particulate buildup increases. In addition to health concerns related to clogged filters, filters that have reached saturation also restrict air flow through the facility's air conditioning or heat pump system, increasing the load on the distribution fans and decreasing occupant comfort levels. Filters should be checked monthly and cleaned or replaced when appropriate.

Repair/Replace Steam Traps

Properly functioning steam traps ensure that all latent heat in the steam is delivered to the end use by preventing pressurized steam from leaking. Steam traps should be inspected as part of the regular steam system maintenance. Traps that are blocked, venting, or allowing steam to leak through should be repaired or replaced. Repairing or replacing existing steam traps will reduce steam losses.

Perform Proper Water Heater Maintenance

At least once a year, drain a few gallons out of the water heater using the drain valve. If there is a lot of sediment or debris, then a full flush is recommended. Turn the temperature down and then completely drain the tank. Once a year check for any leaks or heavy corrosion on the pipes and valves. For gas water heaters, check the draft hood and make sure it is placed properly, with a few inches of air space between the tank and where it connects to the vent. Look for any corrosion or wear on the gas line and on the piping. If you noticed any black residue, soot or charred metal, this is a sign you may be having combustion issues and you should have the unit serviced by a professional. For electric water heaters, look for any signs of leaking such as rust streaks or residue around the upper and lower panels covering the electrical components on the tank. For water heaters over three to four years old have a technician inspect the sacrificial anode annually.

Perform Maintenance on Compressed Air Systems

Like all electro-mechanical equipment, compressed air systems require periodic maintenance to operate at peak efficiency. A maintenance plan should be developed for process related compressed air systems to include inspection, cleaning, and replacement of inlet filter cartridges, cleaning of drain traps, daily inspection of lubricant levels to reduce unwanted friction, inspection of belt condition and tension, checking for system leaks and adjustment of loose connections, and overall system cleaning. Contact a qualified technician for help with setting up periodic maintenance schedule.

Water Conservation

Installing low-flow faucets or faucet aerators, low-flow showerheads, and kitchen sink pre-rinse spray valves saves both energy and water. These devices save energy by reducing the overall amount of hot water used hence reducing the energy used to heat the water. The flow ratings for EPA WaterSense™ (<http://www3.epa.gov/watersense/products>) labeled devices are 1.5 gallons per minute (gpm) for bathroom faucets, 2.0 gpm for showerheads, and 1.28 gpm for pre-rinse spray valves.

Installing dual flush or low-flow toilets and low-flow or waterless urinals are additional ways to reduce the sites water use, however, these devices do not provide energy savings at the site level. Any reduction in water use does however ultimately reduce grid level electricity use since a significant amount of electricity is used to deliver water from reservoirs to end users. The EPA WaterSense™ ratings for urinals is 0.5 gallons per flush (gpf) and toilets that use as little as 1.28 gpf (this is lower than the current 1.6 gpf federal standard).

6 ON-SITE GENERATION MEASURES

On-site generation measure options include both renewable (e.g., solar, wind) and non-renewable (e.g., fuel cells) on-site technologies that generate power to meet all or a portion of the electric energy needs of a facility, often repurposing any waste heat where applicable. Also referred to as distributed generation, these systems contribute to Greenhouse Gas (GHG) emission reductions, demand reductions and reduced customer electricity purchases, resulting in the electric system reliability through improved transmission and distribution system utilization.

The State of New Jersey's Energy Master Plan (EMP) encourages new distributed generation of all forms and specifically focuses on expanding use of combined heat and power (CHP) by reducing financial, regulatory and technical barriers and identifying opportunities for new entries. The EMP also outlines a goal of 70% of the State's electrical needs to be met by renewable sources by 2050.

Preliminary screenings were performed to determine the potential that a generation project could provide a cost-effective solution for your facility. Before making a decision to implement, a feasibility study should be conducted that would take a detailed look at existing energy profiles, siting, interconnection, and the costs associated with the generation project including interconnection costs, departing load charges, and any additional special facilities charges.

6.1 Photovoltaic

Sunlight can be converted into electricity using photovoltaics (PV) modules. Modules are racked together into an array that produces direct current (DC) electricity. The DC current is converted to alternating current (AC) through an inverter. The inverter is interconnected to the facility's electrical distribution system. The amount of unobstructed area available determines how large of a solar array can be installed. The size of the array combined with the orientation, tilt, and shading elements determines the energy produced.

A preliminary screening based on the campus' electric demand and the size and location of free areas on campus was performed and is addressed in the campus level summary report.

For more information on solar PV technology and commercial solar markets in New Jersey, or to find a qualified solar installer, who can provide a more detailed assessment of the specific costs and benefits of solar develop of the site, please visit the following links below:

- **Basic Info on Solar PV in NJ:** <http://www.njcleanenergy.com/whysolar>
- **NJ Solar Market FAQs:** <http://www.njcleanenergy.com/renewable-energy/program-updates-and-background-information/solar-transition/solar-market-faqs>
- **Approved Solar Installers in the NJ Market:** http://www.njcleanenergy.com/commercial-industrial/programs/nj-smartstart-buildings/tools-and-resources/tradeally/approved_vendorsearch/?id=60&start=1

6.2 Combined Heat and Power

Combined heat and power (CHP) is the on-site generation of electricity along with the recovery of heat energy, which is put to beneficial use. Common technologies for CHP include reciprocating engines, microturbines, fuel cells, backpressure steam turbines, and (at large facilities) gas turbines. Electric generation from a CHP system is typically interconnected to local power distribution systems. Heat is recovered from exhaust and ancillary cooling systems and interconnected to the existing hot water (or steam) distribution systems.

The campus has a CHP plant that uses natural gas fired turbines to generate electricity. Waste heat from the turbines is used to produce steam which is either delivered to buildings on campus or used to produce chilled water which is delivered to buildings on campus. Since the campus has a CHP that serves a significant portion of the campus further evaluation of individual building CHP applications were not done.

7 DEMAND RESPONSE

Demand Response (DR) is a program designed to reduce the electric load of commercial facilities when electric wholesale prices are high or when the reliability of the electric grid is threatened due to peak demand. Demand Response service providers (a.k.a. Curtailment Service Providers) are registered with PJM, the independent system operator (ISO) for mid-Atlantic state region that is charged with maintaining electric grid reliability.

By enabling grid operators to call upon Curtailment Service Providers and commercial facilities to reduce electric usage during times of peak demand, the grid is made more reliable and overall transmission costs are reduced for all ratepayers. Curtailment Service Providers provide regular payments to medium and large consumers of electric power for their participation in DR programs. Program participation is voluntary and participants receive payments whether or not their facility is called upon to curtail their electric usage.

Typically an electric customer needs to be capable of reducing their electric demand, within minutes, by at least 100 kW or more in order to participate in a DR program. Customers with a greater capability to quickly curtail their demand during peak hours will receive higher payments. Customers with back-up generators onsite may also receive additional DR payments for their generating capacity if they agree to run the generators for grid support when called upon. Eligible customers who have chosen to participate in a DR programs often find it to be a valuable source of revenue for their facility because the payments can significantly offset annual electric costs.

Participating customers can often quickly reduce their peak load through simple measures, such as temporarily raising temperature set points on thermostats, so that air conditioning units run less frequently, or agreeing to dim or shut off less critical lighting. This usually requires some level of building automation and controls capability to ensure rapid load reduction during a DR curtailment event. DR program participants may need to install smart meters or may need to also sub-meter larger energy-using equipment, such as chillers, in order to demonstrate compliance with DR program requirements.

DR does not include the reduction of electricity consumption based on normal operating practice or behavior. For example, if a company's normal schedule is to close for a holiday, the reduction of electricity due to this closure or scaled-back operation is not considered a demand response activity in most situations.

The first step toward participation in a DR program is to contact a Curtailment Service Provider. A list of these providers is available on PJM's website and it includes contact information for each company, as well as the states where they have active business (<http://www.pjm.com/markets-and-operations/demand-response/csps.aspx>). PJM also posts training materials that are developed for program members interested in specific rules and requirements regarding DR activity (<http://www.pjm.com/training/training%20material.aspx>), along with a variety of other DR program information.

Curtailment Service Providers typically offer free assessments to determine a facility's eligibility to participate in a DR program. They will provide details regarding program rules and requirements for metering and controls, assess a facility's ability to temporarily reduce electric load, and provide details on payments to be expected for participation in the program. Providers usually offer multiple options for DR to larger facilities and may also install controls or remote monitoring equipment of their own to help ensure compliance with all terms and conditions of a DR contract.

In our opinion this building is not a good candidate for DR.

8 PROJECT FUNDING / INCENTIVES

The NJCEP is able to provide the incentive programs described below, and other benefits to ratepayers, because of the Societal Benefits Charge (SBC) Fund. The SBC was created by the State of New Jersey’s Electricity Restructuring Law (1999), which requires all customers of investor-owned electric and gas utilities to pay a surcharge on their monthly energy bills. As a customer of a state-regulated electric or gas utility and therefore a contributor to the fund your organization is eligible to participate in the LGEA program and also eligible to receive incentive payment for qualifying energy efficiency measures. Also available through the NJBPU are some alternative financing programs described later in this section. Please refer to Figure 20 for a list of the eligible programs identified for each recommended ECM.

Figure 20 - ECM Incentive Program Eligibility

Energy Conservation Measure		SmartStart Prescriptive	Pay For Performance Existing Buildings
ECM 1	Retrofit Fluorescent Fixtures with LED Lamps and Drivers	X	X
ECM 2	Retrofit Fixtures with LED Lamps	X	X
ECM 3	Install Occupancy Sensor Lighting Controls	X	X
ECM 4	Install High/Low Lighting Controls		X
ECM 5	Install VFDs on Constant Volume (CV) HVAC	X	X
ECM 6	Install VFDs on Chilled Water Pumps	X	X
ECM 7	Install VFDs on Hot Water Pumps		X
ECM 8	Vending Machine Control		X

SmartStart is generally well-suited for implementation of individual measures or small group of measures. It provides flexibility to install measures at your own pace using in-house staff or a preferred contractor. Direct Install caters to small to mid-size facilities that can bundle multiple ECMs together. This can greatly simplify participation and may lead to higher incentive amounts, but requires the use of pre-approved contractors. The Pay for Performance (P4P) program is a “whole-building” energy improvement program designed for larger facilities. It requires implementation of multiple measures meeting minimum savings thresholds, as well as use of pre-approved consultants. This facility does not meet all of the criteria for participating in the P4P program based on the measures identified in this study. However, since additional measures may be identified during the P4P evaluation and the facility is close to meeting the P4P program criteria it is worth considering the P4P program for this site. The Large Energy Users Program (LEUP) is available to New Jersey’s largest energy users giving them flexibility to install as little or as many measures, in a single facility or several facilities, with incentives capped based on the entity’s annual energy consumption. LEUP applicants can use in-house staff or a preferred contractor.

Generally, the incentive values provided throughout the report assume the SmartStart program is utilized because it provides a consistent basis for comparison of available incentives for various measures, though in many cases incentive amounts may be higher through participation in other programs.

Brief descriptions of all relevant financing and incentive programs are located in the sections below. Further information, including most current program availability, requirements, and incentive levels can be found at: www.njcleanenergy.com/ci.

8.1 SmartStart

Overview

The SmartStart program offers incentives for installing prescriptive and custom energy efficiency measures at your facility. Routinely the program adds, removes or modifies incentives from year to year for various energy efficiency equipment based on market trends and new technologies.

Equipment with Prescriptive Incentives Currently Available:

Electric Chillers

Electric Unitary HVAC

Gas Cooling

Gas Heating

Gas Water Heating

Ground Source Heat Pumps

Lighting

Lighting Controls

Refrigeration Doors

Refrigeration Controls

Refrigerator/Freezer Motors

Food Service Equipment

Variable Frequency Drives

Most equipment sizes and types are served by this program. This program provides an effective mechanism for securing incentives for energy efficiency measures installed individually or as part of a package of energy upgrades.

Incentives

The SmartStart prescriptive incentive program provides fixed incentives for specific energy efficiency measures, whereas the custom SmartStart program provides incentives for more unique or specialized technologies or systems that are not addressed through prescriptive incentive offerings for specific devices.

Since your facility is an existing building, only the retrofit incentives have been applied in this report. Custom measure incentives are calculated at \$0.16/kWh and \$1.60/therm based on estimated annual savings, capped at 50% of the total installed incremental project cost, or a project cost buy down to a one year payback (whichever is less). Program incentives are capped at \$500,000 per electric account and \$500,000 per natural gas account, per fiscal year.

How to Participate

To participate in the SmartStart program you will need to submit an application for the specific equipment to be installed. Many applications are designed as rebates, although others require application approval prior to installation. Applicants may work with a contractor of their choosing and can also utilize internal personnel, which provides added flexibility to the program. Using internal personnel also helps improve the economics of the ECM by reducing the labor cost that is included in the tables in this report.

Detailed program descriptions, instructions for applying and applications can be found at: www.njcleanenergy.com/SSB.

8.2 Pay for Performance - Existing Buildings

Overview

The Pay for Performance – Existing Buildings (P4P EB) program is designed for larger customers with a peak demand over 200 kW in any of the preceding 12 months. Under this program the minimum installed scope of work must include at least two unique measures resulting in at least 15% energy savings, where lighting cannot make up the majority of the savings. P4P is a generally a good option for medium to large sized facilities looking to implement as many measures as possible under a single project in order to achieve deep energy savings. This program has an added benefit of evaluating a broad spectrum of measures that may not otherwise qualify under other programs. Many facilities pursuing an Energy Savings Improvement Program (ESIP) loan also utilize the P4P program.

Incentives

Incentives are calculated based on estimated and achieved energy savings ranging from \$0.18-\$0.22/kWh and \$1.80-\$2.50/therm, capped at the lesser of 50% total project cost, or \$1 million per electric account and \$1 million per natural gas account, per fiscal year, not to exceed \$2 million per project. An incentive of \$0.15/square foot is also available to offset the cost of developing the Energy Reduction Plan (see below) contingent on the project moving forward with measure installation.

How to Participate

To participate in the P4B EB program you will need to contact one of the pre-approved consultants and contractors (“Partners”). Under direct contract to you, the Partner will help further evaluate the measures identified in this report through development of the Energy Reduction Plan (ERP), assist you in implementing selected measures, and verify actual savings one year after the installation. At each of these three milestones your Partner will also facilitate securing program incentives.

Approval of the final scope of work is required by the program prior to installation completion. Although installation can be accomplished by a contractor of your choice (some P4P Partners are also contractors) or by internal personnel, the Partner must remain involved to ensure compliance with the program guidelines and requirements.

Detailed program descriptions, instructions for applying, applications and list of Partners can be found at: www.njcleanenergy.com/P4P.

8.3 Energy Savings Improvement Program

The Energy Savings Improvement Program (ESIP) is an alternate method for New Jersey's government agencies to finance the implementation of energy conservation measures. An ESIP is a type of "performance contract," whereby school districts, counties, municipalities, housing authorities and other public and state entities enter in to contracts to help finance building energy upgrades. This is done in a manner that ensures that annual payments are lower than the savings projected from the ECMs, ensuring that ESIP projects are cash flow positive in year one, and every year thereafter. ESIP provides government agencies in New Jersey with a flexible tool to improve and reduce energy usage with minimal expenditure of new financial resources. NJCEP incentive programs can be leveraged to help further reduce the total project cost of eligible measures.

This LGEA report is the first step to participating in ESIP. Next, you will need to select an approach for implementing the desired ECMs:

- (1) Use an Energy Services Company or "ESCO."
- (2) Use independent engineers and other specialists, or your own qualified staff, to provide and manage the requirements of the program through bonds or lease obligations.
- (3) Use a hybrid approach of the two options described above where the ESCO is utilized for some services and independent engineers, or other specialists or qualified staff, are used to deliver other requirements of the program.

After adopting a resolution with a chosen implementation approach, the development of the Energy Savings Plan (ESP) can begin. The ESP demonstrates that the total project costs of the ECMs are offset by the energy savings over the financing term, not to exceed 15 years. The verified savings will then be used to pay for the financing.

The ESIP approach may not be appropriate for all energy conservation and energy efficiency improvements. Entities should carefully consider all alternatives to develop an approach that best meets their needs. A detailed program descriptions and application can be found at: www.njcleanenergy.com/ESIP.

Please note that ESIP is a program delivered directly by the NJBPU and is not an NJCEP incentive program. As mentioned above, you may utilize NJCEP incentive programs to help further reduce costs when developing the ESP. You should refer to the ESIP guidelines at the link above for further information and guidance on next steps.

9 ENERGY PURCHASING AND PROCUREMENT STRATEGIES

9.1 Retail Electric Supply Options

In 1999, New Jersey State Legislature passed the Electric Discount & Energy Competition Act (EDECA) to restructure the electric power industry in New Jersey. This law deregulated the retail electric markets, allowing all consumers to shop for service from competitive electric suppliers. The intent was to create a more competitive market for electric power supply in New Jersey. As a result, utilities were allowed to charge Cost of Service and customers were given the ability to choose a third party (i.e. non-utility) energy supplier.

Energy deregulation in New Jersey has increased energy buyers' options by separating the function of electricity distribution from that of electricity supply. So, though you may choose a different company from which to buy your electric power, responsibility for your facility's interconnection to the grid and repair to local power distribution will still reside with the traditional utility company serving your region.

If your facility is not purchasing electricity from a third party supplier, consider shopping for a reduced rate from third party electric suppliers. If your facility is purchasing electricity from a third party supplier, review and compare prices at the end of the current contract or every couple years.

A list of third party electric suppliers, who are licensed by the state to provide service in New Jersey, can be found online at: www.state.nj.us/bpu/commercial/shopping.html.

9.2 Retail Natural Gas Supply Options

The natural gas market in New Jersey has also been deregulated. Most customers that remain with the utility for natural gas service pay rates that are market-based and that fluctuate on a monthly basis. The utility provides basic gas supply service (BGSS) to customers who choose not to buy from a third party supplier for natural gas commodity.

A customer's decision about whether to buy natural gas from a retail supplier is typically dependent upon whether a customer seeks budget certainty and/or longer-term rate stability. Customers can secure longer-term fixed prices by signing up for service through a third party retail natural gas supplier. Many larger natural gas customers may seek the assistance of a professional consultant to assist in their procurement process.

If your facility is not purchasing natural gas from a third party supplier, consider shopping for a reduced rate from third party natural gas suppliers. If your facility is purchasing natural gas from a third party supplier, review and compare prices at the end of the current contract or every couple years.

A list of third party natural gas suppliers, who are licensed by the state to provide service in New Jersey, can be found online at: www.state.nj.us/bpu/commercial/shopping.html.

APPENDIX A: EQUIPMENT INVENTORY & RECOMMENDATIONS

Lighting Inventory & Recommendations

Location	Existing Conditions					Proposed Conditions							Energy Impact & Financial Analysis						
	Fixture Quantity	Fixture Description	Control System	Watts per Fixture	Annual Operating Hours	Fixture Recommendation	Add Controls?	Fixture Quantity	Fixture Description	Control System	Watts per Fixture	Annual Operating Hours	Total Peak kW Savings	Total Annual kWh Savings	Total Annual MMBtu Savings	Total Annual Energy Cost Savings	Total Installation Cost	Total Incentives	Simple Payback w/ Incentives in Years
Hall	16	Linear Fluorescent - T12: 4' T12 (40W) - 1L	Wall Switch	46	3,900	Relamp & Reballast	Yes	16	LED - Linear Tubes: (1) 4' Lamp	High/Low Control	15	2,730	0.37	2,237	0.0	\$375.82	\$1,968.00	\$80.00	5.02
170	9	Linear Fluorescent - T12: 4' T12 (40W) - 3L	Wall Switch	127	2,548	Relamp & Reballast	Yes	9	LED - Linear Tubes: (3) 4' Lamps	Occupancy Sensor	44	1,784	0.64	2,546	0.0	\$427.76	\$1,453.50	\$170.00	3.00
172	6	Linear Fluorescent - T12: 4' T12 (40W) - 3L	Wall Switch	127	2,548	Relamp & Reballast	Yes	6	LED - Linear Tubes: (3) 4' Lamps	Occupancy Sensor	44	1,784	0.43	1,697	0.0	\$285.17	\$1,059.00	\$125.00	3.28
174	6	Linear Fluorescent - T12: 4' T12 (40W) - 3L	Wall Switch	127	2,548	Relamp & Reballast	Yes	6	LED - Linear Tubes: (3) 4' Lamps	Occupancy Sensor	44	1,784	0.43	1,697	0.0	\$285.17	\$1,059.00	\$125.00	3.28
175	8	Linear Fluorescent - T12: 4' T12 (40W) - 3L	Wall Switch	127	2,548	Relamp & Reballast	Yes	8	LED - Linear Tubes: (3) 4' Lamps	Occupancy Sensor	44	1,784	0.57	2,263	0.0	\$380.23	\$1,322.00	\$155.00	3.07
176	16	Linear Fluorescent - T12: 4' T12 (40W) - 3L	Wall Switch	127	2,548	Relamp & Reballast	Yes	16	LED - Linear Tubes: (3) 4' Lamps	Occupancy Sensor	44	1,784	1.14	4,527	0.0	\$760.46	\$2,374.00	\$275.00	2.76
Hall	7	Linear Fluorescent - T12: 4' T12 (40W) - 3L	Wall Switch	127	3,900	Relamp & Reballast	Yes	7	LED - Linear Tubes: (3) 4' Lamps	High/Low Control	44	2,730	0.50	3,031	0.0	\$509.24	\$1,120.50	\$105.00	1.99
Hall	2	Linear Fluorescent - T12: 4' T12 (40W) - 4L	Wall Switch	176	3,900	Relamp & Reballast	Yes	2	LED - Linear Tubes: (4) 4' Lamps	High/Low Control	58	2,730	0.20	1,215	0.0	\$204.04	\$523.67	\$40.00	2.37
181	8	Linear Fluorescent - T12: 4' T12 (40W) - 3L	Wall Switch	127	2,548	Relamp & Reballast	Yes	8	LED - Linear Tubes: (3) 4' Lamps	Occupancy Sensor	44	1,784	0.57	2,263	0.0	\$380.23	\$1,322.00	\$155.00	3.07
179	21	Linear Fluorescent - T12: 4' T12 (40W) - 3L	Wall Switch	127	2,548	Relamp & Reballast	Yes	21	LED - Linear Tubes: (3) 4' Lamps	Occupancy Sensor	44	1,784	1.49	5,941	0.0	\$998.11	\$3,031.50	\$350.00	2.69
179	16	Compact Fluorescent: Screw In	Wall Switch	33	2,548	Relamp	Yes	16	LED Screw-In Lamps: Screw-in - 1L	Occupancy Sensor	23	1,784	0.20	789	0.0	\$132.56	\$973.25	\$35.00	7.08
Hall	13	Linear Fluorescent - T12: 4' T12 (40W) - 1L	Wall Switch	46	3,900	Relamp & Reballast	Yes	13	LED - Linear Tubes: (1) 4' Lamp	High/Low Control	15	2,730	0.34	2,090	0.0	\$351.16	\$1,674.00	\$65.00	4.58
114	12	Linear Fluorescent - T12: 4' T12 (40W) - 1L	Wall Switch	46	2,548	Relamp & Reballast	Yes	12	LED - Linear Tubes: (1) 4' Lamp	Occupancy Sensor	15	1,784	0.32	1,261	0.0	\$211.78	\$1,446.00	\$95.00	6.38
115	12	Linear Fluorescent - T12: 4' T12 (40W) - 1L	Wall Switch	46	2,548	Relamp & Reballast	Yes	12	LED - Linear Tubes: (1) 4' Lamp	Occupancy Sensor	15	1,784	0.32	1,261	0.0	\$211.78	\$1,446.00	\$95.00	6.38
113	12	Linear Fluorescent - T12: 4' T12 (40W) - 1L	Wall Switch	46	2,548	Relamp & Reballast	Yes	12	LED - Linear Tubes: (1) 4' Lamp	Occupancy Sensor	15	1,784	0.32	1,261	0.0	\$211.78	\$1,446.00	\$95.00	6.38
112	12	Linear Fluorescent - T12: 4' T12 (40W) - 1L	Wall Switch	46	2,548	Relamp & Reballast	Yes	12	LED - Linear Tubes: (1) 4' Lamp	Occupancy Sensor	15	1,784	0.32	1,261	0.0	\$211.78	\$1,446.00	\$95.00	6.38
Hall	6	Compact Fluorescent 2L CFL Pin	Wall Switch	26	3,900	Relamp	No	6	LED Screw-In Lamps: Plug-in - 2L	Wall Switch	18	3,900	0.03	210	0.0	\$35.26	\$527.44	\$0.00	14.96
Hall	6	Compact Fluorescent: Wall Mount Circline	Wall Switch	39	3,900	Relamp	Yes	6	LED Screw-In Lamps: Plug-in - 1L	High/Low Control	27	2,730	0.09	535	0.0	\$89.92	\$463.72	\$0.00	5.16
178	12	Compact Fluorescent: 2L CFL Pin Wall Mount	Wall Switch	26	2,548	Relamp	Yes	12	LED Screw-In Lamps: Plug-in - 2L	Occupancy Sensor	18	1,784	0.12	466	0.0	\$78.33	\$1,324.87	\$35.00	16.47
178	6	Compact Fluorescent: 2L CFL Pin Ceiling Mount	Wall Switch	26	2,548	Relamp	No	6	LED Screw-In Lamps: Plug-in - 2L	Wall Switch	18	2,548	0.03	137	0.0	\$23.04	\$527.44	\$0.00	22.89
178	6	Compact Fluorescent: 2L CFL Pin Recessed	Wall Switch	26	2,548	Relamp	No	6	LED Screw-In Lamps: Plug-in - 2L	Wall Switch	18	2,548	0.03	137	0.0	\$23.04	\$527.44	\$0.00	22.89
178	8	Linear Fluorescent - T12: 4' T12 (40W) - 1L	Wall Switch	46	2,548	Relamp & Reballast	Yes	8	LED - Linear Tubes: (1) 4' Lamp	Occupancy Sensor	15	1,784	0.21	840	0.0	\$141.18	\$1,054.00	\$75.00	6.93
177	60	Linear Fluorescent - T12: 4' T12 (40W) - 1L	Wall Switch	46	2,548	Relamp & Reballast	Yes	60	LED - Linear Tubes: (1) 4' Lamp	Occupancy Sensor	15	1,784	1.58	6,303	0.0	\$1,058.88	\$6,150.00	\$335.00	5.49
177	28	Compact Fluorescent 2L CFL Pin	Wall Switch	26	2,548	Relamp	Yes	28	LED Screw-In Lamps: Plug-in - 2L	Occupancy Sensor	18	1,784	0.27	1,088	0.0	\$182.77	\$2,731.37	\$35.00	14.75
171	10	Linear Fluorescent - T12: 4' T12 (40W) - 3L	Wall Switch	127	2,548	Relamp & Reballast	Yes	10	LED - Linear Tubes: (3) 4' Lamps	Occupancy Sensor	44	1,784	0.71	2,829	0.0	\$475.29	\$1,585.00	\$185.00	2.95

Location	Existing Conditions					Proposed Conditions							Energy Impact & Financial Analysis						
	Fixture Quantity	Fixture Description	Control System	Watts per Fixture	Annual Operating Hours	Fixture Recommendation	Add Controls?	Fixture Quantity	Fixture Description	Control System	Watts per Fixture	Annual Operating Hours	Total Peak kW Savings	Total Annual kWh Savings	Total Annual MMBtu Savings	Total Annual Energy Cost Savings	Total Installation Cost	Total Incentives	Simple Payback w/ Incentives in Years
171	6	Incandescent Spot	Wall Switch	75	2,548	Relamp	Yes	6	LED Screw-In Lamps: Screw-in - 1L	Occupancy Sensor	11	1,784	0.30	1,180	0.0	\$198.26	\$533.72	\$35.00	2.52
Men's Room	4	Compact Fluorescent 2L CFL Pin	Wall Switch	26	3,640	Relamp	No	4	LED Screw-In Lamps: Plug-in - 2L	Wall Switch	18	3,640	0.02	131	0.0	\$21.94	\$351.62	\$0.00	16.03
Men's Room	10	Linear Fluorescent - T12: 4' T12 (40W) - 1L	Wall Switch	46	3,640	Relamp & Reballast	Yes	10	LED - Linear Tubes: (1) 4' Lamp	Occupancy Sensor	15	2,548	0.26	1,501	0.0	\$252.11	\$1,250.00	\$85.00	4.62
Women's Room	4	Compact Fluorescent 2L CFL Pin	Wall Switch	26	3,640	Relamp	No	4	LED Screw-In Lamps: Plug-in - 2L	Wall Switch	18	3,640	0.02	131	0.0	\$21.94	\$351.62	\$0.00	16.03
Women's Room	10	Linear Fluorescent - T12: 4' T12 (40W) - 1L	Wall Switch	46	3,640	Relamp & Reballast	Yes	10	LED - Linear Tubes: (1) 4' Lamp	Occupancy Sensor	15	2,548	0.26	1,501	0.0	\$252.11	\$1,250.00	\$85.00	4.62
Janitor Closet	1	Linear Fluorescent - T12: 4' T12 (40W) - 1L	Wall Switch	46	3,640	Relamp & Reballast	No	1	LED - Linear Tubes: (1) 4' Lamp	Wall Switch	15	3,640	0.02	132	0.0	\$22.15	\$98.00	\$5.00	4.20
Electrical Closet	1	Linear Fluorescent - T12: 4' T12 (40W) - 1L	Wall Switch	46	3,640	Relamp & Reballast	No	1	LED - Linear Tubes: (1) 4' Lamp	Wall Switch	15	3,640	0.02	132	0.0	\$22.15	\$98.00	\$5.00	4.20
173	18	Linear Fluorescent - T12: 4' T12 (40W) - 3L	Wall Switch	127	2,548	Relamp & Reballast	Yes	18	LED - Linear Tubes: (3) 4' Lamps	Occupancy Sensor	44	1,784	1.28	5,092	0.0	\$855.52	\$2,637.00	\$305.00	2.73
Hall	9	Linear Fluorescent - T12: 4' T12 (40W) - 1L	Wall Switch	46	3,900	Relamp & Reballast	Yes	9	LED - Linear Tubes: (1) 4' Lamp	High/Low Control	15	2,730	0.24	1,447	0.0	\$243.11	\$1,082.00	\$45.00	4.27
118	2	Linear Fluorescent - T12: 4' T12 (40W) - 3L	Wall Switch	127	2,548	Relamp & Reballast	Yes	2	LED - Linear Tubes: (3) 4' Lamps	Occupancy Sensor	44	1,784	0.14	566	0.0	\$95.06	\$533.00	\$65.00	4.92
119	2	Linear Fluorescent - T12: 4' T12 (40W) - 3L	Wall Switch	127	2,548	Relamp & Reballast	Yes	2	LED - Linear Tubes: (3) 4' Lamps	Occupancy Sensor	44	1,784	0.14	566	0.0	\$95.06	\$533.00	\$65.00	4.92
120	4	Linear Fluorescent - T12: 4' T12 (40W) - 3L	Wall Switch	127	2,548	Relamp & Reballast	Yes	4	LED - Linear Tubes: (3) 4' Lamps	Occupancy Sensor	44	1,784	0.28	1,132	0.0	\$190.12	\$796.00	\$95.00	3.69
121	2	Linear Fluorescent - T12: 4' T12 (40W) - 3L	Wall Switch	127	2,548	Relamp & Reballast	Yes	2	LED - Linear Tubes: (3) 4' Lamps	Occupancy Sensor	44	1,784	0.14	566	0.0	\$95.06	\$533.00	\$65.00	4.92
Hall	4	Linear Fluorescent - T12: 4' T12 (40W) - 2L	Wall Switch	88	3,900	Relamp & Reballast	Yes	4	LED - Linear Tubes: (2) 4' Lamps	High/Low Control	29	2,730	0.20	1,215	0.0	\$204.04	\$668.00	\$40.00	3.08
Stairs	1	Linear Fluorescent - T12: 4' T12 (40W) - 2L	Wall Switch	88	3,900	Relamp & Reballast	No	1	LED - Linear Tubes: (2) 4' Lamps	Wall Switch	29	3,900	0.04	265	0.0	\$44.46	\$117.00	\$10.00	2.41
123	2	Linear Fluorescent - T12: 4' T12 (40W) - 3L	Wall Switch	127	2,548	Relamp & Reballast	Yes	2	LED - Linear Tubes: (3) 4' Lamps	Occupancy Sensor	44	1,784	0.14	566	0.0	\$95.06	\$533.00	\$65.00	4.92
124	4	Linear Fluorescent - T12: 4' T12 (40W) - 3L	Wall Switch	127	2,548	Relamp & Reballast	Yes	4	LED - Linear Tubes: (3) 4' Lamps	Occupancy Sensor	44	1,784	0.28	1,132	0.0	\$190.12	\$796.00	\$95.00	3.69
125	4	Linear Fluorescent - T12: 4' T12 (40W) - 3L	Wall Switch	127	2,548	Relamp & Reballast	Yes	4	LED - Linear Tubes: (3) 4' Lamps	Occupancy Sensor	44	1,784	0.28	1,132	0.0	\$190.12	\$796.00	\$95.00	3.69
126	2	Linear Fluorescent - T12: 4' T12 (40W) - 3L	Wall Switch	127	2,548	Relamp & Reballast	Yes	2	LED - Linear Tubes: (3) 4' Lamps	Occupancy Sensor	44	1,784	0.14	566	0.0	\$95.06	\$533.00	\$65.00	4.92
127	2	Linear Fluorescent - T12: 4' T12 (40W) - 3L	Wall Switch	127	2,548	Relamp & Reballast	Yes	2	LED - Linear Tubes: (3) 4' Lamps	Occupancy Sensor	44	1,784	0.14	566	0.0	\$95.06	\$533.00	\$65.00	4.92
128	2	Linear Fluorescent - T12: 4' T12 (40W) - 3L	Wall Switch	127	2,548	Relamp & Reballast	Yes	2	LED - Linear Tubes: (3) 4' Lamps	Occupancy Sensor	44	1,784	0.14	566	0.0	\$95.06	\$533.00	\$65.00	4.92
Hall	22	Linear Fluorescent - T12: 4' T12 (40W) - 1L	Wall Switch	46	3,900	Relamp & Reballast	Yes	22	LED - Linear Tubes: (1) 4' Lamp	High/Low Control	15	2,730	0.58	3,537	0.0	\$594.27	\$2,756.00	\$110.00	4.45
130	2	Linear Fluorescent - T12: 4' T12 (40W) - 3L	Wall Switch	127	2,548	Relamp & Reballast	Yes	2	LED - Linear Tubes: (3) 4' Lamps	Occupancy Sensor	44	1,784	0.14	566	0.0	\$95.06	\$533.00	\$65.00	4.92
132	2	Linear Fluorescent - T12: 4' T12 (40W) - 3L	Wall Switch	127	2,548	Relamp & Reballast	Yes	2	LED - Linear Tubes: (3) 4' Lamps	Occupancy Sensor	44	1,784	0.14	566	0.0	\$95.06	\$533.00	\$65.00	4.92
134	2	Linear Fluorescent - T12: 4' T12 (40W) - 3L	Wall Switch	127	2,548	Relamp & Reballast	Yes	2	LED - Linear Tubes: (3) 4' Lamps	Occupancy Sensor	44	1,784	0.14	566	0.0	\$95.06	\$533.00	\$65.00	4.92

Location	Existing Conditions					Proposed Conditions							Energy Impact & Financial Analysis						
	Fixture Quantity	Fixture Description	Control System	Watts per Fixture	Annual Operating Hours	Fixture Recommendation	Add Controls?	Fixture Quantity	Fixture Description	Control System	Watts per Fixture	Annual Operating Hours	Total Peak kW Savings	Total Annual kWh Savings	Total Annual MMBtu Savings	Total Annual Energy Cost Savings	Total Installation Cost	Total Incentives	Simple Payback w/ Incentives in Years
Copy Room	2	Linear Fluorescent - T12: 4' T12 (40W) - 3L	Wall Switch	127	3,640	Relamp & Reballast	Yes	2	LED - Linear Tubes: (3) 4' Lamps	Occupancy Sensor	44	2,548	0.14	808	0.0	\$135.80	\$533.00	\$65.00	3.45
128	2	Linear Fluorescent - T12: 4' T12 (40W) - 3L	Wall Switch	127	2,548	Relamp & Reballast	Yes	2	LED - Linear Tubes: (3) 4' Lamps	Occupancy Sensor	44	1,784	0.14	566	0.0	\$95.06	\$533.00	\$65.00	4.92
131	2	Linear Fluorescent - T12: 4' T12 (40W) - 3L	Wall Switch	127	2,548	Relamp & Reballast	Yes	2	LED - Linear Tubes: (3) 4' Lamps	Occupancy Sensor	44	1,784	0.14	566	0.0	\$95.06	\$533.00	\$65.00	4.92
133	2	Linear Fluorescent - T12: 4' T12 (40W) - 3L	Wall Switch	127	2,548	Relamp & Reballast	Yes	2	LED - Linear Tubes: (3) 4' Lamps	Occupancy Sensor	44	1,784	0.14	566	0.0	\$95.06	\$533.00	\$65.00	4.92
136	2	Linear Fluorescent - T12: 4' T12 (40W) - 3L	Wall Switch	127	2,548	Relamp & Reballast	Yes	2	LED - Linear Tubes: (3) 4' Lamps	Occupancy Sensor	44	1,784	0.14	566	0.0	\$95.06	\$533.00	\$65.00	4.92
138	2	Linear Fluorescent - T12: 4' T12 (40W) - 3L	Wall Switch	127	2,548	Relamp & Reballast	Yes	2	LED - Linear Tubes: (3) 4' Lamps	Occupancy Sensor	44	1,784	0.14	566	0.0	\$95.06	\$533.00	\$65.00	4.92
135	2	Linear Fluorescent - T12: 4' T12 (40W) - 3L	Wall Switch	127	2,548	Relamp & Reballast	Yes	2	LED - Linear Tubes: (3) 4' Lamps	Occupancy Sensor	44	1,784	0.14	566	0.0	\$95.06	\$533.00	\$65.00	4.92
137	2	Linear Fluorescent - T12: 4' T12 (40W) - 3L	Wall Switch	127	2,548	Relamp & Reballast	Yes	2	LED - Linear Tubes: (3) 4' Lamps	Occupancy Sensor	44	1,784	0.14	566	0.0	\$95.06	\$533.00	\$65.00	4.92
140	2	Linear Fluorescent - T12: 4' T12 (40W) - 3L	Wall Switch	127	2,548	Relamp & Reballast	Yes	2	LED - Linear Tubes: (3) 4' Lamps	Occupancy Sensor	44	1,784	0.14	566	0.0	\$95.06	\$533.00	\$65.00	4.92
139	2	Linear Fluorescent - T12: 4' T12 (40W) - 3L	Wall Switch	127	2,548	Relamp & Reballast	Yes	2	LED - Linear Tubes: (3) 4' Lamps	Occupancy Sensor	44	1,784	0.14	566	0.0	\$95.06	\$533.00	\$65.00	4.92
141	2	Linear Fluorescent - T12: 4' T12 (40W) - 3L	Wall Switch	127	2,548	Relamp & Reballast	Yes	2	LED - Linear Tubes: (3) 4' Lamps	Occupancy Sensor	44	1,784	0.14	566	0.0	\$95.06	\$533.00	\$65.00	4.92
Office	2	Linear Fluorescent - T12: 4' T12 (40W) - 3L	Wall Switch	127	2,548	Relamp & Reballast	Yes	2	LED - Linear Tubes: (3) 4' Lamps	Occupancy Sensor	44	1,784	0.14	566	0.0	\$95.06	\$533.00	\$65.00	4.92
143	2	Linear Fluorescent - T12: 4' T12 (40W) - 3L	Wall Switch	127	2,548	Relamp & Reballast	Yes	2	LED - Linear Tubes: (3) 4' Lamps	Occupancy Sensor	44	1,784	0.14	566	0.0	\$95.06	\$533.00	\$65.00	4.92
144	2	Linear Fluorescent - T12: 4' T12 (40W) - 3L	Wall Switch	127	2,548	Relamp & Reballast	Yes	2	LED - Linear Tubes: (3) 4' Lamps	Occupancy Sensor	44	1,784	0.14	566	0.0	\$95.06	\$533.00	\$65.00	4.92
Women's Room	18	Linear Fluorescent - T12: 4' T12 (40W) - 1L	Wall Switch	46	3,640	Relamp & Reballast	Yes	18	LED - Linear Tubes: (1) 4' Lamp	Occupancy Sensor	15	2,548	0.47	2,701	0.0	\$453.81	\$2,034.00	\$125.00	4.21
Women's Room	3	Compact Fluorescent 2L CFL Pin	Wall Switch	26	3,640	Relamp	No	3	LED Screw-In Lamps: Plug-in - 2L	Wall Switch	18	3,640	0.02	98	0.0	\$16.46	\$263.72	\$0.00	16.03
Janitor Closet	1	Linear Fluorescent - T12: 4' T12 (40W) - 1L	Wall Switch	46	3,640	Relamp & Reballast	No	1	LED - Linear Tubes: (1) 4' Lamp	Wall Switch	15	3,640	0.02	132	0.0	\$22.15	\$98.00	\$5.00	4.20
Electrical Closet	1	Linear Fluorescent - T12: 4' T12 (40W) - 1L	Wall Switch	46	3,640	Relamp & Reballast	No	1	LED - Linear Tubes: (1) 4' Lamp	Wall Switch	15	3,640	0.02	132	0.0	\$22.15	\$98.00	\$5.00	4.20
145	2	Linear Fluorescent - T12: 4' T12 (40W) - 3L	Wall Switch	127	2,548	Relamp & Reballast	Yes	2	LED - Linear Tubes: (3) 4' Lamps	Occupancy Sensor	44	1,784	0.14	566	0.0	\$95.06	\$533.00	\$65.00	4.92
Hall	10	Compact Fluorescent 2L CFL Pin	Wall Switch	26	3,900	Relamp	No	10	LED Screw-In Lamps: Plug-in - 2L	Wall Switch	18	3,900	0.06	350	0.0	\$58.77	\$879.06	\$0.00	14.96
Hall	1	Linear Fluorescent - T12: 4' T12 (40W) - 4L	Wall Switch	176	3,900	Relamp & Reballast	No	1	LED - Linear Tubes: (4) 4' Lamps	Wall Switch	58	3,900	0.09	529	0.0	\$88.91	\$161.83	\$20.00	1.60
South Stairs	3	Linear Fluorescent - T12: 4' T12 (40W) - 2L	Wall Switch	88	3,900	Relamp & Reballast	No	3	LED - Linear Tubes: (2) 4' Lamps	Wall Switch	29	3,900	0.13	794	0.0	\$133.37	\$351.00	\$30.00	2.41
North Stairs	3	Linear Fluorescent - T12: 4' T12 (40W) - 2L	Wall Switch	88	3,900	Relamp & Reballast	No	3	LED - Linear Tubes: (2) 4' Lamps	Wall Switch	29	3,900	0.13	794	0.0	\$133.37	\$351.00	\$30.00	2.41
Hall	5	Compact Fluorescent: Circline	Wall Switch	39	3,900	Fixture Replacement	No	5	LED Screw-In Lamps: Plug-in - 1L	Wall Switch	27	3,900	0.04	262	0.0	\$44.08	\$1,000.00	\$0.00	22.69
Hall	3	Compact Fluorescent 2L CFL Pin	Wall Switch	26	3,900	Relamp	No	3	LED Screw-In Lamps: Plug-in - 2L	Wall Switch	18	3,900	0.02	105	0.0	\$17.63	\$263.72	\$0.00	14.96

Location	Existing Conditions					Proposed Conditions							Energy Impact & Financial Analysis						
	Fixture Quantity	Fixture Description	Control System	Watts per Fixture	Annual Operating Hours	Fixture Recommendation	Add Controls?	Fixture Quantity	Fixture Description	Control System	Watts per Fixture	Annual Operating Hours	Total Peak kW Savings	Total Annual kWh Savings	Total Annual MMBtu Savings	Total Annual Energy Cost Savings	Total Installation Cost	Total Incentives	Simple Payback w/ Incentives in Years
Hall	16	Linear Fluorescent - T12: 4' T12 (40W) - 1L	Wall Switch	46	3,900	Relamp & Reballast	Yes	16	LED - Linear Tubes: (1) 4' Lamp	High/Low Control	15	2,730	0.42	2,573	0.0	\$432.20	\$1,968.00	\$80.00	4.37
270	7	Linear Fluorescent - T12: 4' T12 (40W) - 3L	Wall Switch	127	2,548	Relamp & Reballast	Yes	7	LED - Linear Tubes: (3) 4' Lamps	Occupancy Sensor	44	1,784	0.50	1,980	0.0	\$332.70	\$1,190.50	\$140.00	3.16
273	9	Linear Fluorescent - T12: 4' T12 (40W) - 3L	Wall Switch	127	2,548	Relamp & Reballast	Yes	9	LED - Linear Tubes: (3) 4' Lamps	Occupancy Sensor	44	1,784	0.64	2,546	0.0	\$427.76	\$1,453.50	\$170.00	3.00
272	12	Linear Fluorescent - T12: 4' T12 (40W) - 3L	Wall Switch	127	2,548	Relamp & Reballast	Yes	12	LED - Linear Tubes: (3) 4' Lamps	Occupancy Sensor	44	1,784	0.85	3,395	0.0	\$570.35	\$1,848.00	\$215.00	2.86
271	9	Linear Fluorescent - T12: 4' T12 (40W) - 3L	Wall Switch	127	2,548	Relamp & Reballast	Yes	9	LED - Linear Tubes: (3) 4' Lamps	Occupancy Sensor	44	1,784	0.64	2,546	0.0	\$427.76	\$1,453.50	\$170.00	3.00
Men's Room	18	Linear Fluorescent - T12: 4' T12 (40W) - 1L	Wall Switch	46	3,640	Relamp & Reballast	Yes	18	LED - Linear Tubes: (1) 4' Lamp	Occupancy Sensor	15	2,548	0.47	2,701	0.0	\$453.81	\$2,034.00	\$125.00	4.21
Men's Room	4	Compact Fluorescent: 2L CFL Pin	Wall Switch	26	3,640	Relamp	No	4	LED Screw-In Lamps: Plug-in - 2L	Wall Switch	18	3,640	0.02	131	0.0	\$21.94	\$351.62	\$0.00	16.03
Women's Room	18	Linear Fluorescent - T12: 4' T12 (40W) - 1L	Wall Switch	46	3,640	Relamp & Reballast	Yes	18	LED - Linear Tubes: (1) 4' Lamp	Occupancy Sensor	15	2,548	0.47	2,701	0.0	\$453.81	\$2,034.00	\$125.00	4.21
Women's Room	4	Compact Fluorescent: 2L CFL Pin	Wall Switch	26	3,640	Relamp	No	4	LED Screw-In Lamps: Plug-in - 2L	Wall Switch	18	3,640	0.02	131	0.0	\$21.94	\$351.62	\$0.00	16.03
Janitor Closet	1	Linear Fluorescent - T12: 4' T12 (40W) - 1L	Wall Switch	46	3,640	Relamp & Reballast	No	1	LED - Linear Tubes: (1) 4' Lamp	Wall Switch	15	3,640	0.02	132	0.0	\$22.15	\$98.00	\$5.00	4.20
Electrical Closet	1	Linear Fluorescent - T12: 4' T12 (40W) - 1L	Wall Switch	46	3,640	Relamp & Reballast	No	1	LED - Linear Tubes: (1) 4' Lamp	Wall Switch	15	3,640	0.02	132	0.0	\$22.15	\$98.00	\$5.00	4.20
275	12	Linear Fluorescent - T12: 4' T12 (40W) - 3L	Wall Switch	127	2,548	Relamp & Reballast	Yes	12	LED - Linear Tubes: (3) 4' Lamps	Occupancy Sensor	44	1,784	0.85	3,395	0.0	\$570.35	\$1,848.00	\$215.00	2.86
276	6	Linear Fluorescent - T12: 4' T12 (40W) - 3L	Wall Switch	127	2,548	Relamp & Reballast	Yes	6	LED - Linear Tubes: (3) 4' Lamps	Occupancy Sensor	44	1,784	0.43	1,697	0.0	\$285.17	\$1,059.00	\$125.00	3.28
Hall	7	Linear Fluorescent - T12: 4' T12 (40W) - 3L	Wall Switch	127	3,900	Relamp & Reballast	Yes	7	LED - Linear Tubes: (3) 4' Lamps	High/Low Control	44	2,730	0.50	3,031	0.0	\$509.24	\$1,120.50	\$105.00	1.99
286	6	Linear Fluorescent - T12: 4' T12 (40W) - 3L	Wall Switch	127	2,548	Relamp & Reballast	Yes	6	LED - Linear Tubes: (3) 4' Lamps	Occupancy Sensor	44	1,784	0.43	1,697	0.0	\$285.17	\$1,059.00	\$125.00	3.28
285	4	Linear Fluorescent - T12: 4' T12 (40W) - 3L	Wall Switch	127	2,548	Relamp & Reballast	Yes	4	LED - Linear Tubes: (3) 4' Lamps	Occupancy Sensor	44	1,784	0.28	1,132	0.0	\$190.12	\$796.00	\$95.00	3.69
Study Rooms	3	U-Bend Fluorescent - T8: U T8 (32W) - 2L	Wall Switch	62	2,548	Relamp	Yes	3	LED - Linear Tubes: (2) U-Lamp	Occupancy Sensor	33	1,784	0.09	342	0.0	\$57.45	\$459.60	\$35.00	7.39
Study Rooms	2	Linear Fluorescent - T8: 4' T8 (32W) - 3L	Wall Switch	93	2,548	Relamp	Yes	2	LED - Linear Tubes: (3) 4' Lamps	Occupancy Sensor	44	1,784	0.09	367	0.0	\$61.58	\$420.40	\$65.00	5.77
Hall	17	Linear Fluorescent - T12: 4' T12 (40W) - 1L	Wall Switch	46	3,900	Relamp & Reballast	Yes	17	LED - Linear Tubes: (1) 4' Lamp	High/Low Control	15	2,730	0.45	2,733	0.0	\$459.21	\$2,066.00	\$85.00	4.31
215	2	Linear Fluorescent - T12: 4' T12 (40W) - 3L	Wall Switch	127	2,548	Relamp & Reballast	Yes	2	LED - Linear Tubes: (3) 4' Lamps	Occupancy Sensor	44	1,784	0.14	566	0.0	\$95.06	\$533.00	\$65.00	4.92
215	5	Linear Fluorescent - T8: 4' T8 (32W) - 3L	Wall Switch	93	2,548	Relamp	Yes	5	LED - Linear Tubes: (3) 4' Lamps	Occupancy Sensor	44	1,784	0.23	916	0.0	\$153.96	\$646.00	\$110.00	3.48
287	9	Linear Fluorescent - T12: 4' T12 (40W) - 3L	Wall Switch	127	2,548	Relamp & Reballast	Yes	9	LED - Linear Tubes: (3) 4' Lamps	Occupancy Sensor	44	1,784	0.64	2,546	0.0	\$427.76	\$1,453.50	\$170.00	3.00
282	12	Linear Fluorescent - T12: 4' T12 (40W) - 3L	Wall Switch	127	2,548	Relamp & Reballast	Yes	12	LED - Linear Tubes: (3) 4' Lamps	Occupancy Sensor	44	1,784	0.85	3,395	0.0	\$570.35	\$1,848.00	\$215.00	2.86
281	12	Linear Fluorescent - T12: 4' T12 (40W) - 3L	Wall Switch	127	2,548	Relamp & Reballast	Yes	12	LED - Linear Tubes: (3) 4' Lamps	Occupancy Sensor	44	1,784	0.85	3,395	0.0	\$570.35	\$1,848.00	\$215.00	2.86
280	12	Linear Fluorescent - T12: 4' T12 (40W) - 3L	Wall Switch	127	2,548	Relamp & Reballast	Yes	12	LED - Linear Tubes: (3) 4' Lamps	Occupancy Sensor	44	1,784	0.85	3,395	0.0	\$570.35	\$1,848.00	\$215.00	2.86

Location	Existing Conditions					Proposed Conditions							Energy Impact & Financial Analysis						
	Fixture Quantity	Fixture Description	Control System	Watts per Fixture	Annual Operating Hours	Fixture Recommendation	Add Controls?	Fixture Quantity	Fixture Description	Control System	Watts per Fixture	Annual Operating Hours	Total Peak kW Savings	Total Annual kWh Savings	Total Annual MMBtu Savings	Total Annual Energy Cost Savings	Total Installation Cost	Total Incentives	Simple Payback w/ Incentives in Years
279	12	Linear Fluorescent - T12: 4' T12 (40W) - 3L	Wall Switch	127	2,548	Relamp & Reballast	Yes	12	LED - Linear Tubes: (3) 4' Lamps	Occupancy Sensor	44	1,784	0.85	3,395	0.0	\$570.35	\$1,848.00	\$215.00	2.86
Hall	4	Linear Fluorescent - T12: 4' T12 (40W) - 1L	Wall Switch	46	3,900	Relamp & Reballast	Yes	4	LED - Linear Tubes: (1) 4' Lamp	High/Low Control	15	2,730	0.11	643	0.0	\$108.05	\$592.00	\$20.00	5.29
219	7	Linear Fluorescent - T12: 4' T12 (40W) - 3L	Wall Switch	127	2,548	Relamp & Reballast	Yes	7	LED - Linear Tubes: (3) 4' Lamps	Occupancy Sensor	44	1,784	0.50	1,980	0.0	\$332.70	\$1,190.50	\$140.00	3.16
220	2	Linear Fluorescent - T12: 4' T12 (40W) - 3L	Wall Switch	127	2,548	Relamp & Reballast	Yes	2	LED - Linear Tubes: (3) 4' Lamps	Occupancy Sensor	44	1,784	0.14	566	0.0	\$95.06	\$533.00	\$65.00	4.92
221	2	Linear Fluorescent - T12: 4' T12 (40W) - 3L	Wall Switch	127	2,548	Relamp & Reballast	Yes	2	LED - Linear Tubes: (3) 4' Lamps	Occupancy Sensor	44	1,784	0.14	566	0.0	\$95.06	\$533.00	\$65.00	4.92
223	2	Linear Fluorescent - T12: 4' T12 (40W) - 3L	Wall Switch	127	2,548	Relamp & Reballast	Yes	2	LED - Linear Tubes: (3) 4' Lamps	Occupancy Sensor	44	1,784	0.14	566	0.0	\$95.06	\$533.00	\$65.00	4.92
225	2	Linear Fluorescent - T12: 4' T12 (40W) - 3L	Wall Switch	127	2,548	Relamp & Reballast	Yes	2	LED - Linear Tubes: (3) 4' Lamps	Occupancy Sensor	44	1,784	0.14	566	0.0	\$95.06	\$533.00	\$65.00	4.92
226	2	Linear Fluorescent - T12: 4' T12 (40W) - 3L	Wall Switch	127	2,548	Relamp & Reballast	Yes	2	LED - Linear Tubes: (3) 4' Lamps	Occupancy Sensor	44	1,784	0.14	566	0.0	\$95.06	\$533.00	\$65.00	4.92
227	2	Linear Fluorescent - T12: 4' T12 (40W) - 3L	Wall Switch	127	2,548	Relamp & Reballast	Yes	2	LED - Linear Tubes: (3) 4' Lamps	Occupancy Sensor	44	1,784	0.14	566	0.0	\$95.06	\$533.00	\$65.00	4.92
229	2	Linear Fluorescent - T12: 4' T12 (40W) - 3L	Wall Switch	127	2,548	Relamp & Reballast	Yes	2	LED - Linear Tubes: (3) 4' Lamps	Occupancy Sensor	44	1,784	0.14	566	0.0	\$95.06	\$533.00	\$65.00	4.92
232	2	Linear Fluorescent - T12: 4' T12 (40W) - 3L	Wall Switch	127	2,548	Relamp & Reballast	Yes	2	LED - Linear Tubes: (3) 4' Lamps	Occupancy Sensor	44	1,784	0.14	566	0.0	\$95.06	\$533.00	\$65.00	4.92
234	2	Linear Fluorescent - T12: 4' T12 (40W) - 3L	Wall Switch	127	2,548	Relamp & Reballast	Yes	2	LED - Linear Tubes: (3) 4' Lamps	Occupancy Sensor	44	1,784	0.14	566	0.0	\$95.06	\$533.00	\$65.00	4.92
231	2	Linear Fluorescent - T12: 4' T12 (40W) - 3L	Wall Switch	127	2,548	Relamp & Reballast	Yes	2	LED - Linear Tubes: (3) 4' Lamps	Occupancy Sensor	44	1,784	0.14	566	0.0	\$95.06	\$533.00	\$65.00	4.92
233	2	Linear Fluorescent - T12: 4' T12 (40W) - 3L	Wall Switch	127	2,548	Relamp & Reballast	Yes	2	LED - Linear Tubes: (3) 4' Lamps	Occupancy Sensor	44	1,784	0.14	566	0.0	\$95.06	\$533.00	\$65.00	4.92
Office 1	2	Linear Fluorescent - T12: 4' T12 (40W) - 3L	Wall Switch	127	2,548	Relamp & Reballast	Yes	2	LED - Linear Tubes: (3) 4' Lamps	Occupancy Sensor	44	1,784	0.14	566	0.0	\$95.06	\$533.00	\$65.00	4.92
Office 2	2	Linear Fluorescent - T12: 4' T12 (40W) - 3L	Wall Switch	127	2,548	Relamp & Reballast	Yes	2	LED - Linear Tubes: (3) 4' Lamps	Occupancy Sensor	44	1,784	0.14	566	0.0	\$95.06	\$533.00	\$65.00	4.92
235	2	Linear Fluorescent - T12: 4' T12 (40W) - 3L	Wall Switch	127	2,548	Relamp & Reballast	Yes	2	LED - Linear Tubes: (3) 4' Lamps	Occupancy Sensor	44	1,784	0.14	566	0.0	\$95.06	\$533.00	\$65.00	4.92
237	2	Linear Fluorescent - T12: 4' T12 (40W) - 3L	Wall Switch	127	2,548	Relamp & Reballast	Yes	2	LED - Linear Tubes: (3) 4' Lamps	Occupancy Sensor	44	1,784	0.14	566	0.0	\$95.06	\$533.00	\$65.00	4.92
240	2	Linear Fluorescent - T12: 4' T12 (40W) - 3L	Wall Switch	127	2,548	Relamp & Reballast	Yes	2	LED - Linear Tubes: (3) 4' Lamps	Occupancy Sensor	44	1,784	0.14	566	0.0	\$95.06	\$533.00	\$65.00	4.92
239	2	Linear Fluorescent - T12: 4' T12 (40W) - 3L	Wall Switch	127	2,548	Relamp & Reballast	Yes	2	LED - Linear Tubes: (3) 4' Lamps	Occupancy Sensor	44	1,784	0.14	566	0.0	\$95.06	\$533.00	\$65.00	4.92
Office	2	Linear Fluorescent - T12: 4' T12 (40W) - 3L	Wall Switch	127	2,548	Relamp & Reballast	Yes	2	LED - Linear Tubes: (3) 4' Lamps	Occupancy Sensor	44	1,784	0.14	566	0.0	\$95.06	\$533.00	\$65.00	4.92
246	2	Linear Fluorescent - T12: 4' T12 (40W) - 3L	Wall Switch	127	2,548	Relamp & Reballast	Yes	2	LED - Linear Tubes: (3) 4' Lamps	Occupancy Sensor	44	1,784	0.14	566	0.0	\$95.06	\$533.00	\$65.00	4.92
241	2	Linear Fluorescent - T12: 4' T12 (40W) - 3L	Wall Switch	127	2,548	Relamp & Reballast	Yes	2	LED - Linear Tubes: (3) 4' Lamps	Occupancy Sensor	44	1,784	0.14	566	0.0	\$95.06	\$533.00	\$65.00	4.92
243	2	Linear Fluorescent - T12: 4' T12 (40W) - 3L	Wall Switch	127	2,548	Relamp & Reballast	Yes	2	LED - Linear Tubes: (3) 4' Lamps	Occupancy Sensor	44	1,784	0.14	566	0.0	\$95.06	\$533.00	\$65.00	4.92
245	2	Linear Fluorescent - T12: 4' T12 (40W) - 3L	Wall Switch	127	2,548	Relamp & Reballast	Yes	2	LED - Linear Tubes: (3) 4' Lamps	Occupancy Sensor	44	1,784	0.14	566	0.0	\$95.06	\$533.00	\$65.00	4.92

Existing Conditions						Proposed Conditions						Energy Impact & Financial Analysis							
Location	Fixture Quantity	Fixture Description	Control System	Watts per Fixture	Annual Operating Hours	Fixture Recommendation	Add Controls?	Fixture Quantity	Fixture Description	Control System	Watts per Fixture	Annual Operating Hours	Total Peak kW Savings	Total Annual kWh Savings	Total Annual MMBtu Savings	Total Annual Energy Cost Savings	Total Installation Cost	Total Incentives	Simple Payback w/ Incentives in Years
Women's Room	18	Linear Fluorescent - T12: 4' T12 (40W) - 1L	Wall Switch	46	3,640	Relamp & Reballast	Yes	18	LED - Linear Tubes: (1) 4' Lamp	Occupancy Sensor	15	2,548	0.47	2,701	0.0	\$453.81	\$2,034.00	\$125.00	4.21
Women's Room	3	Compact Fluorescent 2L CFL Pin	Wall Switch	26	3,640	Relamp	No	3	LED Screw-In Lamps: Plug-in - 2L	Wall Switch	18	3,640	0.02	98	0.0	\$16.46	\$263.72	\$0.00	16.03
Men's Room	18	Linear Fluorescent - T12: 4' T12 (40W) - 1L	Wall Switch	46	3,640	Relamp & Reballast	Yes	18	LED - Linear Tubes: (1) 4' Lamp	Occupancy Sensor	15	2,548	0.47	2,701	0.0	\$453.81	\$2,034.00	\$125.00	4.21
Men's Room	3	Compact Fluorescent 2L CFL Pin	Wall Switch	26	3,640	Relamp	No	3	LED Screw-In Lamps: Plug-in - 2L	Wall Switch	18	3,640	0.02	98	0.0	\$16.46	\$263.72	\$0.00	16.03
247	2	Linear Fluorescent - T12: 4' T12 (40W) - 3L	Wall Switch	127	2,548	Relamp & Reballast	Yes	2	LED - Linear Tubes: (3) 4' Lamps	Occupancy Sensor	44	1,784	0.14	566	0.0	\$95.06	\$533.00	\$65.00	4.92
249	2	Linear Fluorescent - T12: 4' T12 (40W) - 3L	Wall Switch	127	2,548	Relamp & Reballast	Yes	2	LED - Linear Tubes: (3) 4' Lamps	Occupancy Sensor	44	1,784	0.14	566	0.0	\$95.06	\$533.00	\$65.00	4.92
250	2	Linear Fluorescent - T12: 4' T12 (40W) - 3L	Wall Switch	127	2,548	Relamp & Reballast	Yes	2	LED - Linear Tubes: (3) 4' Lamps	Occupancy Sensor	44	1,784	0.14	566	0.0	\$95.06	\$533.00	\$65.00	4.92
251	2	Linear Fluorescent - T12: 4' T12 (40W) - 3L	Wall Switch	127	2,548	Relamp & Reballast	Yes	2	LED - Linear Tubes: (3) 4' Lamps	Occupancy Sensor	44	1,784	0.14	566	0.0	\$95.06	\$533.00	\$65.00	4.92
262	2	Linear Fluorescent - T12: 4' T12 (40W) - 3L	Wall Switch	127	2,548	Relamp & Reballast	Yes	2	LED - Linear Tubes: (3) 4' Lamps	Occupancy Sensor	44	1,784	0.14	566	0.0	\$95.06	\$533.00	\$65.00	4.92
262	2	Linear Fluorescent - T12: 4' T12 (40W) - 3L	Wall Switch	127	2,548	Relamp & Reballast	Yes	2	LED - Linear Tubes: (3) 4' Lamps	Occupancy Sensor	44	1,784	0.14	566	0.0	\$95.06	\$533.00	\$65.00	4.92
252	2	Linear Fluorescent - T12: 4' T12 (40W) - 3L	Wall Switch	127	2,548	Relamp & Reballast	Yes	2	LED - Linear Tubes: (3) 4' Lamps	Occupancy Sensor	44	1,784	0.14	566	0.0	\$95.06	\$533.00	\$65.00	4.92
253	2	Linear Fluorescent - T12: 4' T12 (40W) - 3L	Wall Switch	127	2,548	Relamp & Reballast	Yes	2	LED - Linear Tubes: (3) 4' Lamps	Occupancy Sensor	44	1,784	0.14	566	0.0	\$95.06	\$533.00	\$65.00	4.92
260	2	Linear Fluorescent - T12: 4' T12 (40W) - 3L	Wall Switch	127	2,548	Relamp & Reballast	Yes	2	LED - Linear Tubes: (3) 4' Lamps	Occupancy Sensor	44	1,784	0.14	566	0.0	\$95.06	\$533.00	\$65.00	4.92
254	2	Linear Fluorescent - T12: 4' T12 (40W) - 3L	Wall Switch	127	2,548	Relamp & Reballast	Yes	2	LED - Linear Tubes: (3) 4' Lamps	Occupancy Sensor	44	1,784	0.14	566	0.0	\$95.06	\$533.00	\$65.00	4.92
259	2	Linear Fluorescent - T12: 4' T12 (40W) - 3L	Wall Switch	127	2,548	Relamp & Reballast	Yes	2	LED - Linear Tubes: (3) 4' Lamps	Occupancy Sensor	44	1,784	0.14	566	0.0	\$95.06	\$533.00	\$65.00	4.92
255	2	Linear Fluorescent - T12: 4' T12 (40W) - 3L	Wall Switch	127	2,548	Relamp & Reballast	Yes	2	LED - Linear Tubes: (3) 4' Lamps	Occupancy Sensor	44	1,784	0.14	566	0.0	\$95.06	\$533.00	\$65.00	4.92
256	2	Linear Fluorescent - T12: 4' T12 (40W) - 3L	Wall Switch	127	2,548	Relamp & Reballast	Yes	2	LED - Linear Tubes: (3) 4' Lamps	Occupancy Sensor	44	1,784	0.14	566	0.0	\$95.06	\$533.00	\$65.00	4.92
257	2	Linear Fluorescent - T12: 4' T12 (40W) - 3L	Wall Switch	127	2,548	Relamp & Reballast	Yes	2	LED - Linear Tubes: (3) 4' Lamps	Occupancy Sensor	44	1,784	0.14	566	0.0	\$95.06	\$533.00	\$65.00	4.92
258	2	Linear Fluorescent - T12: 4' T12 (40W) - 3L	Wall Switch	127	2,548	Relamp & Reballast	Yes	2	LED - Linear Tubes: (3) 4' Lamps	Occupancy Sensor	44	1,784	0.14	566	0.0	\$95.06	\$533.00	\$65.00	4.92
Hall	27	Linear Fluorescent - T12: 4' T12 (40W) - 1L	Wall Switch	46	3,900	Relamp & Reballast	Yes	27	LED - Linear Tubes: (1) 4' Lamp	High/Low Control	15	2,730	0.71	4,341	0.0	\$729.33	\$3,446.00	\$135.00	4.54
Hall	3	Linear Fluorescent - T12: 4' T12 (40W) - 4L	Wall Switch	176	3,900	Relamp & Reballast	Yes	3	LED - Linear Tubes: (4) 4' Lamps	High/Low Control	58	2,730	0.30	1,822	0.0	\$306.06	\$685.50	\$60.00	2.04
Stairs	9	Linear Fluorescent - T12: 4' T12 (40W) - 2L	Wall Switch	88	3,900	Relamp & Reballast	No	9	LED - Linear Tubes: (2) 4' Lamps	Wall Switch	29	3,900	0.39	2,382	0.0	\$400.10	\$1,053.00	\$90.00	2.41
Mech Room	17	Linear Fluorescent - T12: 4' T12 (40W) - 2L	Wall Switch	88	3,640	Relamp & Reballast	No	17	LED - Linear Tubes: (2) 4' Lamps	Wall Switch	29	3,640	0.74	4,199	0.0	\$705.36	\$1,989.00	\$170.00	2.58
110	2	Linear Fluorescent - T12: 4' T12 (40W) - 2L	Wall Switch	88	2,548	Relamp & Reballast	No	2	LED - Linear Tubes: (2) 4' Lamps	Wall Switch	29	2,548	0.09	346	0.0	\$58.09	\$234.00	\$20.00	3.68
Hall	8	Linear Fluorescent - T12: 4' T12 (40W) - 1L	Wall Switch	46	3,900	Relamp & Reballast	Yes	8	LED - Linear Tubes: (1) 4' Lamp	High/Low Control	15	2,730	0.21	1,286	0.0	\$216.10	\$984.00	\$40.00	4.37
Stairs	12	Linear Fluorescent - T12: 4' T12 (40W) - 2L	Wall Switch	88	3,900	Relamp & Reballast	No	12	LED - Linear Tubes: (2) 4' Lamps	Wall Switch	29	3,900	0.52	3,175	0.0	\$533.46	\$1,404.00	\$120.00	2.41

Location	Existing Conditions					Proposed Conditions							Energy Impact & Financial Analysis						
	Fixture Quantity	Fixture Description	Control System	Watts per Fixture	Annual Operating Hours	Fixture Recommendation	Add Controls?	Fixture Quantity	Fixture Description	Control System	Watts per Fixture	Annual Operating Hours	Total Peak kW Savings	Total Annual kWh Savings	Total Annual MMBtu Savings	Total Annual Energy Cost Savings	Total Installation Cost	Total Incentives	Simple Payback w/ Incentives in Years
151	4	Linear Fluorescent - T12: 4' T12 (40W) - 2L	Wall Switch	88	2,548	Relamp & Reballast	Yes	4	LED - Linear Tubes: (2) 4' Lamps	Occupancy Sensor	29	1,784	0.20	793	0.0	\$133.31	\$738.00	\$75.00	4.97
101	2	Linear Fluorescent - T12: 4' T12 (40W) - 2L	Wall Switch	88	2,548	Relamp & Reballast	No	2	LED - Linear Tubes: (2) 4' Lamps	Wall Switch	29	2,548	0.09	346	0.0	\$58.09	\$234.00	\$20.00	3.68
102	2	Linear Fluorescent - T12: 4' T12 (40W) - 2L	Wall Switch	88	2,548	Relamp & Reballast	No	2	LED - Linear Tubes: (2) 4' Lamps	Wall Switch	29	2,548	0.09	346	0.0	\$58.09	\$234.00	\$20.00	3.68
150	2	Linear Fluorescent - T12: 4' T12 (40W) - 2L	Wall Switch	88	2,548	Relamp & Reballast	No	2	LED - Linear Tubes: (2) 4' Lamps	Wall Switch	29	2,548	0.09	346	0.0	\$58.09	\$234.00	\$20.00	3.68
155	12	Linear Fluorescent - T12: 4' T12 (40W) - 1L	Wall Switch	46	2,548	Relamp & Reballast	Yes	12	LED - Linear Tubes: (1) 4' Lamp	Occupancy Sensor	15	1,784	0.32	1,261	0.0	\$211.78	\$1,446.00	\$95.00	6.38
149	2	Linear Fluorescent - T12: 4' T12 (40W) - 3L	Wall Switch	127	2,548	Relamp & Reballast	Yes	2	LED - Linear Tubes: (3) 4' Lamps	Occupancy Sensor	44	1,784	0.14	566	0.0	\$95.06	\$533.00	\$65.00	4.92
148	2	Linear Fluorescent - T12: 4' T12 (40W) - 3L	Wall Switch	127	2,548	Relamp & Reballast	Yes	2	LED - Linear Tubes: (3) 4' Lamps	Occupancy Sensor	44	1,784	0.14	566	0.0	\$95.06	\$533.00	\$65.00	4.92
142	2	Linear Fluorescent - T12: 4' T12 (40W) - 3L	Wall Switch	127	2,548	Relamp & Reballast	Yes	2	LED - Linear Tubes: (3) 4' Lamps	Occupancy Sensor	44	1,784	0.14	566	0.0	\$95.06	\$533.00	\$65.00	4.92
147	2	Linear Fluorescent - T12: 4' T12 (40W) - 3L	Wall Switch	127	2,548	Relamp & Reballast	Yes	2	LED - Linear Tubes: (3) 4' Lamps	Occupancy Sensor	44	1,784	0.14	566	0.0	\$95.06	\$533.00	\$65.00	4.92
146	2	Linear Fluorescent - T12: 4' T12 (40W) - 3L	Wall Switch	127	2,548	Relamp & Reballast	Yes	2	LED - Linear Tubes: (3) 4' Lamps	Occupancy Sensor	44	1,784	0.14	566	0.0	\$95.06	\$533.00	\$65.00	4.92
109	2	Linear Fluorescent - T12: 4' T12 (40W) - 3L	Wall Switch	127	2,548	Relamp & Reballast	Yes	2	LED - Linear Tubes: (3) 4' Lamps	Occupancy Sensor	44	1,784	0.14	566	0.0	\$95.06	\$533.00	\$65.00	4.92
153	2	Linear Fluorescent - T12: 4' T12 (40W) - 3L	Wall Switch	127	2,548	Relamp & Reballast	Yes	2	LED - Linear Tubes: (3) 4' Lamps	Occupancy Sensor	44	1,784	0.14	566	0.0	\$95.06	\$533.00	\$65.00	4.92
154	2	Linear Fluorescent - T12: 4' T12 (40W) - 3L	Wall Switch	127	2,548	Relamp & Reballast	Yes	2	LED - Linear Tubes: (3) 4' Lamps	Occupancy Sensor	44	1,784	0.14	566	0.0	\$95.06	\$533.00	\$65.00	4.92
108	2	Linear Fluorescent - T12: 4' T12 (40W) - 3L	Wall Switch	127	2,548	Relamp & Reballast	Yes	2	LED - Linear Tubes: (3) 4' Lamps	Occupancy Sensor	44	1,784	0.14	566	0.0	\$95.06	\$533.00	\$65.00	4.92
106	2	Linear Fluorescent - T12: 4' T12 (40W) - 3L	Wall Switch	127	2,548	Relamp & Reballast	Yes	2	LED - Linear Tubes: (3) 4' Lamps	Occupancy Sensor	44	1,784	0.14	566	0.0	\$95.06	\$533.00	\$65.00	4.92
105	2	Linear Fluorescent - T12: 4' T12 (40W) - 3L	Wall Switch	127	2,548	Relamp & Reballast	Yes	2	LED - Linear Tubes: (3) 4' Lamps	Occupancy Sensor	44	1,784	0.14	566	0.0	\$95.06	\$533.00	\$65.00	4.92
104	2	Linear Fluorescent - T12: 4' T12 (40W) - 3L	Wall Switch	127	2,548	Relamp & Reballast	Yes	2	LED - Linear Tubes: (3) 4' Lamps	Occupancy Sensor	44	1,784	0.14	566	0.0	\$95.06	\$533.00	\$65.00	4.92
201	3	Linear Fluorescent - T12: 4' T12 (40W) - 3L	Wall Switch	127	2,548	Relamp & Reballast	Yes	3	LED - Linear Tubes: (3) 4' Lamps	Occupancy Sensor	44	1,784	0.21	849	0.0	\$142.59	\$664.50	\$80.00	4.10
202	3	Linear Fluorescent - T12: 4' T12 (40W) - 3L	Wall Switch	127	2,548	Relamp & Reballast	Yes	3	LED - Linear Tubes: (3) 4' Lamps	Occupancy Sensor	44	1,784	0.21	849	0.0	\$142.59	\$664.50	\$80.00	4.10
204	3	Linear Fluorescent - T12: 4' T12 (40W) - 3L	Wall Switch	127	2,548	Relamp & Reballast	Yes	3	LED - Linear Tubes: (3) 4' Lamps	Occupancy Sensor	44	1,784	0.21	849	0.0	\$142.59	\$664.50	\$80.00	4.10
205	3	Linear Fluorescent - T12: 4' T12 (40W) - 3L	Wall Switch	127	2,548	Relamp & Reballast	Yes	3	LED - Linear Tubes: (3) 4' Lamps	Occupancy Sensor	44	1,784	0.21	849	0.0	\$142.59	\$664.50	\$80.00	4.10
206	2	Linear Fluorescent - T12: 4' T12 (40W) - 3L	Wall Switch	127	2,548	Relamp & Reballast	Yes	2	LED - Linear Tubes: (3) 4' Lamps	Occupancy Sensor	44	1,784	0.14	566	0.0	\$95.06	\$533.00	\$65.00	4.92
Hall	8	Linear Fluorescent - T12: 4' T12 (40W) - 1L	Wall Switch	46	3,900	Relamp & Reballast	Yes	8	LED - Linear Tubes: (1) 4' Lamp	High/Low Control	15	2,730	0.21	1,286	0.0	\$216.10	\$984.00	\$40.00	4.37
207	2	Linear Fluorescent - T12: 4' T12 (40W) - 3L	Wall Switch	127	2,548	Relamp & Reballast	Yes	2	LED - Linear Tubes: (3) 4' Lamps	Occupancy Sensor	44	1,784	0.14	566	0.0	\$95.06	\$533.00	\$65.00	4.92
208	2	Linear Fluorescent - T12: 4' T12 (40W) - 3L	Wall Switch	127	2,548	Relamp & Reballast	Yes	2	LED - Linear Tubes: (3) 4' Lamps	Occupancy Sensor	44	1,784	0.14	566	0.0	\$95.06	\$533.00	\$65.00	4.92

Location	Existing Conditions					Proposed Conditions							Energy Impact & Financial Analysis						
	Fixture Quantity	Fixture Description	Control System	Watts per Fixture	Annual Operating Hours	Fixture Recommendation	Add Controls?	Fixture Quantity	Fixture Description	Control System	Watts per Fixture	Annual Operating Hours	Total Peak kW Savings	Total Annual kWh Savings	Total Annual MMBtu Savings	Total Annual Energy Cost Savings	Total Installation Cost	Total Incentives	Simple Payback w/ Incentives in Years
205	2	Linear Fluorescent - T12: 4' T12 (40W) - 3L	Wall Switch	127	2,548	Relamp & Reballast	Yes	2	LED - Linear Tubes: (3) 4' Lamps	Occupancy Sensor	44	1,784	0.14	566	0.0	\$95.06	\$533.00	\$65.00	4.92
263	2	Linear Fluorescent - T12: 4' T12 (40W) - 3L	Wall Switch	127	2,548	Relamp & Reballast	Yes	2	LED - Linear Tubes: (3) 4' Lamps	Occupancy Sensor	44	1,784	0.14	566	0.0	\$95.06	\$533.00	\$65.00	4.92
264	12	Linear Fluorescent - T12: 4' T12 (40W) - 1L	Wall Switch	46	2,548	Relamp & Reballast	Yes	12	LED - Linear Tubes: (1) 4' Lamp	Occupancy Sensor	15	1,784	0.32	1,261	0.0	\$211.78	\$1,446.00	\$95.00	6.38
210	2	Linear Fluorescent - T12: 4' T12 (40W) - 3L	Wall Switch	127	2,548	Relamp & Reballast	Yes	2	LED - Linear Tubes: (3) 4' Lamps	Occupancy Sensor	44	1,784	0.14	566	0.0	\$95.06	\$533.00	\$65.00	4.92
211	2	Linear Fluorescent - T12: 4' T12 (40W) - 3L	Wall Switch	127	2,548	Relamp & Reballast	Yes	2	LED - Linear Tubes: (3) 4' Lamps	Occupancy Sensor	44	1,784	0.14	566	0.0	\$95.06	\$533.00	\$65.00	4.92
Stairs	4	Linear Fluorescent - T12: 4' T12 (40W) - 2L	Wall Switch	88	3,900	Relamp & Reballast	No	4	LED - Linear Tubes: (2) 4' Lamps	Wall Switch	29	3,900	0.17	1,058	0.0	\$177.82	\$468.00	\$40.00	2.41
Stairs	10	Linear Fluorescent - T12: 4' T12 (40W) - 2L	Wall Switch	88	3,900	Relamp & Reballast	No	10	LED - Linear Tubes: (2) 4' Lamps	Wall Switch	29	3,900	0.43	2,646	0.0	\$444.55	\$1,170.00	\$100.00	2.41
301	3	Linear Fluorescent - T12: 4' T12 (40W) - 3L	Wall Switch	127	2,548	Relamp & Reballast	Yes	3	LED - Linear Tubes: (3) 4' Lamps	Occupancy Sensor	44	1,784	0.21	849	0.0	\$142.59	\$664.50	\$80.00	4.10
Hall	8	U-Bend Fluorescent - T8: U T8 (32W) - 2L	Wall Switch	62	3,900	Relamp	Yes	8	LED - Linear Tubes: (2) U-Lamp	High/Low Control	33	2,730	0.23	1,396	0.0	\$234.48	\$705.60	\$0.00	3.01
Hall	11	Linear Fluorescent - T12: 4' T12 (40W) - 1L	Wall Switch	46	3,900	Relamp & Reballast	Yes	11	LED - Linear Tubes: (1) 4' Lamp	High/Low Control	15	2,730	0.29	1,789	0.0	\$297.13	\$1,278.00	\$55.00	4.12
303/304	3	Linear Fluorescent - T12: 4' T12 (40W) - 3L	Wall Switch	127	2,548	Relamp & Reballast	Yes	3	LED - Linear Tubes: (3) 4' Lamps	Occupancy Sensor	44	1,784	0.21	849	0.0	\$142.59	\$664.50	\$80.00	4.10
305	2	Linear Fluorescent - T12: 4' T12 (40W) - 3L	Wall Switch	127	2,548	Relamp & Reballast	Yes	2	LED - Linear Tubes: (3) 4' Lamps	Occupancy Sensor	44	1,784	0.14	566	0.0	\$95.06	\$533.00	\$65.00	4.92
306	2	Linear Fluorescent - T12: 4' T12 (40W) - 3L	Wall Switch	127	2,548	Relamp & Reballast	Yes	2	LED - Linear Tubes: (3) 4' Lamps	Occupancy Sensor	44	1,784	0.14	566	0.0	\$95.06	\$533.00	\$65.00	4.92
307	2	Linear Fluorescent - T12: 4' T12 (40W) - 3L	Wall Switch	127	2,548	Relamp & Reballast	Yes	2	LED - Linear Tubes: (3) 4' Lamps	Occupancy Sensor	44	1,784	0.14	566	0.0	\$95.06	\$533.00	\$65.00	4.92
308	2	Linear Fluorescent - T12: 4' T12 (40W) - 3L	Wall Switch	127	2,548	Relamp & Reballast	Yes	2	LED - Linear Tubes: (3) 4' Lamps	Occupancy Sensor	44	1,784	0.14	566	0.0	\$95.06	\$533.00	\$65.00	4.92
309	2	Linear Fluorescent - T12: 4' T12 (40W) - 3L	Wall Switch	127	2,548	Relamp & Reballast	Yes	2	LED - Linear Tubes: (3) 4' Lamps	Occupancy Sensor	44	1,784	0.14	566	0.0	\$95.06	\$533.00	\$65.00	4.92
310	2	Linear Fluorescent - T12: 4' T12 (40W) - 3L	Wall Switch	127	2,548	Relamp & Reballast	Yes	2	LED - Linear Tubes: (3) 4' Lamps	Occupancy Sensor	44	1,784	0.14	566	0.0	\$95.06	\$533.00	\$65.00	4.92
311	2	Linear Fluorescent - T12: 4' T12 (40W) - 3L	Wall Switch	127	2,548	Relamp & Reballast	Yes	2	LED - Linear Tubes: (3) 4' Lamps	Occupancy Sensor	44	1,784	0.14	566	0.0	\$95.06	\$533.00	\$65.00	4.92
312	2	Linear Fluorescent - T12: 4' T12 (40W) - 3L	Wall Switch	127	2,548	Relamp & Reballast	Yes	2	LED - Linear Tubes: (3) 4' Lamps	Occupancy Sensor	44	1,784	0.14	566	0.0	\$95.06	\$533.00	\$65.00	4.92
313	2	Linear Fluorescent - T12: 4' T12 (40W) - 3L	Wall Switch	127	2,548	Relamp & Reballast	Yes	2	LED - Linear Tubes: (3) 4' Lamps	Occupancy Sensor	44	1,784	0.14	566	0.0	\$95.06	\$533.00	\$65.00	4.92
340	12	Linear Fluorescent - T12: 4' T12 (40W) - 1L	Wall Switch	46	2,548	Relamp & Reballast	Yes	12	LED - Linear Tubes: (1) 4' Lamp	Occupancy Sensor	15	1,784	0.32	1,261	0.0	\$211.78	\$1,446.00	\$95.00	6.38
339	2	Linear Fluorescent - T12: 4' T12 (40W) - 3L	Wall Switch	127	2,548	Relamp & Reballast	Yes	2	LED - Linear Tubes: (3) 4' Lamps	Occupancy Sensor	44	1,784	0.14	566	0.0	\$95.06	\$533.00	\$65.00	4.92
314	2	Linear Fluorescent - T12: 4' T12 (40W) - 3L	Wall Switch	127	2,548	Relamp & Reballast	Yes	2	LED - Linear Tubes: (3) 4' Lamps	Occupancy Sensor	44	1,784	0.14	566	0.0	\$95.06	\$533.00	\$65.00	4.92
315	2	Linear Fluorescent - T12: 4' T12 (40W) - 3L	Wall Switch	127	2,548	Relamp & Reballast	Yes	2	LED - Linear Tubes: (3) 4' Lamps	Occupancy Sensor	44	1,784	0.14	566	0.0	\$95.06	\$533.00	\$65.00	4.92
316	2	Linear Fluorescent - T12: 4' T12 (40W) - 3L	Wall Switch	127	2,548	Relamp & Reballast	Yes	2	LED - Linear Tubes: (3) 4' Lamps	Occupancy Sensor	44	1,784	0.14	566	0.0	\$95.06	\$533.00	\$65.00	4.92

Location	Existing Conditions					Proposed Conditions							Energy Impact & Financial Analysis						
	Fixture Quantity	Fixture Description	Control System	Watts per Fixture	Annual Operating Hours	Fixture Recommendation	Add Controls?	Fixture Quantity	Fixture Description	Control System	Watts per Fixture	Annual Operating Hours	Total Peak kW Savings	Total Annual kWh Savings	Total Annual MMBtu Savings	Total Annual Energy Cost Savings	Total Installation Cost	Total Incentives	Simple Payback w/ Incentives in Years
317	2	Linear Fluorescent - T12: 4' T12 (40W) - 3L	Wall Switch	127	2,548	Relamp & Reballast	Yes	2	LED - Linear Tubes: (3) 4' Lamps	Occupancy Sensor	44	1,784	0.14	566	0.0	\$95.06	\$533.00	\$65.00	4.92
318	2	Linear Fluorescent - T12: 4' T12 (40W) - 3L	Wall Switch	127	2,548	Relamp & Reballast	Yes	2	LED - Linear Tubes: (3) 4' Lamps	Occupancy Sensor	44	1,784	0.14	566	0.0	\$95.06	\$533.00	\$65.00	4.92
320	2	Linear Fluorescent - T12: 4' T12 (40W) - 3L	Wall Switch	127	2,548	Relamp & Reballast	Yes	2	LED - Linear Tubes: (3) 4' Lamps	Occupancy Sensor	44	1,784	0.14	566	0.0	\$95.06	\$533.00	\$65.00	4.92
321	2	Linear Fluorescent - T12: 4' T12 (40W) - 3L	Wall Switch	127	2,548	Relamp & Reballast	Yes	2	LED - Linear Tubes: (3) 4' Lamps	Occupancy Sensor	44	1,784	0.14	566	0.0	\$95.06	\$533.00	\$65.00	4.92
319	2	Linear Fluorescent - T12: 4' T12 (40W) - 3L	Wall Switch	127	2,548	Relamp & Reballast	Yes	2	LED - Linear Tubes: (3) 4' Lamps	Occupancy Sensor	44	1,784	0.14	566	0.0	\$95.06	\$533.00	\$65.00	4.92
337	6	Linear Fluorescent - T12: 4' T12 (40W) - 3L	Wall Switch	127	2,548	Relamp & Reballast	Yes	6	LED - Linear Tubes: (3) 4' Lamps	Occupancy Sensor	44	1,784	0.43	1,697	0.0	\$285.17	\$1,059.00	\$125.00	3.28
Hall	10	Linear Fluorescent - T12: 4' T12 (40W) - 1L	Wall Switch	46	3,900	Relamp & Reballast	Yes	10	LED - Linear Tubes: (1) 4' Lamp	High/Low Control	15	2,730	0.26	1,608	0.0	\$270.12	\$1,180.00	\$50.00	4.18
335	2	Linear Fluorescent - T12: 4' T12 (40W) - 3L	Wall Switch	127	2,548	Relamp & Reballast	Yes	2	LED - Linear Tubes: (3) 4' Lamps	Occupancy Sensor	44	1,784	0.14	566	0.0	\$95.06	\$533.00	\$65.00	4.92
Hall	12	U-Bend Fluorescent - T8: U T8 (32W) - 2L	Wall Switch	62	3,900	Relamp	Yes	12	LED - Linear Tubes: (2) U-Lamp	High/Low Control	33	2,730	0.34	2,094	0.0	\$351.72	\$968.40	\$0.00	2.72
Hall	4	Linear Fluorescent - T12: 4' T12 (40W) - 1L	Wall Switch	46	3,900	Relamp & Reballast	Yes	4	LED - Linear Tubes: (1) 4' Lamp	High/Low Control	15	2,730	0.11	643	0.0	\$108.05	\$792.00	\$20.00	7.14
Hall	8	Linear Fluorescent - T12: 4' T12 (40W) - 1L	Wall Switch	46	3,900	Relamp & Reballast	Yes	8	LED - Linear Tubes: (1) 4' Lamp	High/Low Control	15	2,730	0.21	1,286	0.0	\$216.10	\$984.00	\$40.00	4.37
322	2	Linear Fluorescent - T12: 4' T12 (40W) - 3L	Wall Switch	127	2,548	Relamp & Reballast	Yes	2	LED - Linear Tubes: (3) 4' Lamps	Occupancy Sensor	44	1,784	0.14	566	0.0	\$95.06	\$533.00	\$65.00	4.92
323	2	Linear Fluorescent - T12: 4' T12 (40W) - 3L	Wall Switch	127	2,548	Relamp & Reballast	Yes	2	LED - Linear Tubes: (3) 4' Lamps	Occupancy Sensor	44	1,784	0.14	566	0.0	\$95.06	\$533.00	\$65.00	4.92
325	2	Linear Fluorescent - T12: 4' T12 (40W) - 3L	Wall Switch	127	2,548	Relamp & Reballast	Yes	2	LED - Linear Tubes: (3) 4' Lamps	Occupancy Sensor	44	1,784	0.14	566	0.0	\$95.06	\$533.00	\$65.00	4.92
326	2	Linear Fluorescent - T12: 4' T12 (40W) - 3L	Wall Switch	127	2,548	Relamp & Reballast	Yes	2	LED - Linear Tubes: (3) 4' Lamps	Occupancy Sensor	44	1,784	0.14	566	0.0	\$95.06	\$533.00	\$65.00	4.92
327	2	Linear Fluorescent - T12: 4' T12 (40W) - 3L	Wall Switch	127	2,548	Relamp & Reballast	Yes	2	LED - Linear Tubes: (3) 4' Lamps	Occupancy Sensor	44	1,784	0.14	566	0.0	\$95.06	\$533.00	\$65.00	4.92
328	2	Linear Fluorescent - T12: 4' T12 (40W) - 3L	Wall Switch	127	2,548	Relamp & Reballast	Yes	2	LED - Linear Tubes: (3) 4' Lamps	Occupancy Sensor	44	1,784	0.14	566	0.0	\$95.06	\$533.00	\$65.00	4.92
329	2	Linear Fluorescent - T12: 4' T12 (40W) - 3L	Wall Switch	127	2,548	Relamp & Reballast	Yes	2	LED - Linear Tubes: (3) 4' Lamps	Occupancy Sensor	44	1,784	0.14	566	0.0	\$95.06	\$533.00	\$65.00	4.92
334A	3	Linear Fluorescent - T12: 4' T12 (40W) - 3L	Wall Switch	127	2,548	Relamp & Reballast	Yes	3	LED - Linear Tubes: (3) 4' Lamps	Occupancy Sensor	44	1,784	0.21	849	0.0	\$142.59	\$664.50	\$80.00	4.10
333	3	Linear Fluorescent - T12: 4' T12 (40W) - 3L	Wall Switch	127	2,548	Relamp & Reballast	Yes	3	LED - Linear Tubes: (3) 4' Lamps	Occupancy Sensor	44	1,784	0.21	849	0.0	\$142.59	\$664.50	\$80.00	4.10
332	2	Linear Fluorescent - T12: 4' T12 (40W) - 3L	Wall Switch	127	2,548	Relamp & Reballast	Yes	2	LED - Linear Tubes: (3) 4' Lamps	Occupancy Sensor	44	1,784	0.14	566	0.0	\$95.06	\$533.00	\$65.00	4.92
330	3	Linear Fluorescent - T12: 4' T12 (40W) - 3L	Wall Switch	127	2,548	Relamp & Reballast	Yes	3	LED - Linear Tubes: (3) 4' Lamps	Occupancy Sensor	44	1,784	0.21	849	0.0	\$142.59	\$664.50	\$80.00	4.10
331	2	Linear Fluorescent - T12: 4' T12 (40W) - 3L	Wall Switch	127	2,548	Relamp & Reballast	Yes	2	LED - Linear Tubes: (3) 4' Lamps	Occupancy Sensor	44	1,784	0.14	566	0.0	\$95.06	\$533.00	\$65.00	4.92
348	3	Linear Fluorescent - T12: 4' T12 (40W) - 3L	Wall Switch	127	2,548	Relamp & Reballast	Yes	3	LED - Linear Tubes: (3) 4' Lamps	Occupancy Sensor	44	1,784	0.21	849	0.0	\$142.59	\$664.50	\$80.00	4.10
349	2	Linear Fluorescent - T12: 4' T12 (40W) - 3L	Wall Switch	127	2,548	Relamp & Reballast	Yes	2	LED - Linear Tubes: (3) 4' Lamps	Occupancy Sensor	44	1,784	0.14	566	0.0	\$95.06	\$533.00	\$65.00	4.92

Location	Existing Conditions					Proposed Conditions							Energy Impact & Financial Analysis						
	Fixture Quantity	Fixture Description	Control System	Watts per Fixture	Annual Operating Hours	Fixture Recommendation	Add Controls?	Fixture Quantity	Fixture Description	Control System	Watts per Fixture	Annual Operating Hours	Total Peak kW Savings	Total Annual kWh Savings	Total Annual MMBtu Savings	Total Annual Energy Cost Savings	Total Installation Cost	Total Incentives	Simple Payback w/ Incentives in Years
350	2	Linear Fluorescent - T12: 4' T12 (40W) - 3L	Wall Switch	127	2,548	Relamp & Reballast	Yes	2	LED - Linear Tubes: (3) 4' Lamps	Occupancy Sensor	44	1,784	0.14	566	0.0	\$95.06	\$533.00	\$65.00	4.92
351	2	Linear Fluorescent - T12: 4' T12 (40W) - 3L	Wall Switch	127	2,548	Relamp & Reballast	Yes	2	LED - Linear Tubes: (3) 4' Lamps	Occupancy Sensor	44	1,784	0.14	566	0.0	\$95.06	\$533.00	\$65.00	4.92
352	2	Linear Fluorescent - T12: 4' T12 (40W) - 3L	Wall Switch	127	2,548	Relamp & Reballast	Yes	2	LED - Linear Tubes: (3) 4' Lamps	Occupancy Sensor	44	1,784	0.14	566	0.0	\$95.06	\$533.00	\$65.00	4.92
353	2	Linear Fluorescent - T12: 4' T12 (40W) - 3L	Wall Switch	127	2,548	Relamp & Reballast	Yes	2	LED - Linear Tubes: (3) 4' Lamps	Occupancy Sensor	44	1,784	0.14	566	0.0	\$95.06	\$533.00	\$65.00	4.92
354	2	Linear Fluorescent - T12: 4' T12 (40W) - 3L	Wall Switch	127	2,548	Relamp & Reballast	Yes	2	LED - Linear Tubes: (3) 4' Lamps	Occupancy Sensor	44	1,784	0.14	566	0.0	\$95.06	\$533.00	\$65.00	4.92
353	2	Linear Fluorescent - T12: 4' T12 (40W) - 3L	Wall Switch	127	2,548	Relamp & Reballast	Yes	2	LED - Linear Tubes: (3) 4' Lamps	Occupancy Sensor	44	1,784	0.14	566	0.0	\$95.06	\$533.00	\$65.00	4.92
346	2	Linear Fluorescent - T12: 4' T12 (40W) - 3L	Wall Switch	127	2,548	Relamp & Reballast	Yes	2	LED - Linear Tubes: (3) 4' Lamps	Occupancy Sensor	44	1,784	0.14	566	0.0	\$95.06	\$533.00	\$65.00	4.92
345	2	Linear Fluorescent - T12: 4' T12 (40W) - 3L	Wall Switch	127	2,548	Relamp & Reballast	Yes	2	LED - Linear Tubes: (3) 4' Lamps	Occupancy Sensor	44	1,784	0.14	566	0.0	\$95.06	\$533.00	\$65.00	4.92
334B	3	Linear Fluorescent - T12: 4' T12 (40W) - 3L	Wall Switch	127	2,548	Relamp & Reballast	Yes	3	LED - Linear Tubes: (3) 4' Lamps	Occupancy Sensor	44	1,784	0.21	849	0.0	\$142.59	\$664.50	\$80.00	4.10
Hall	16	Linear Fluorescent - T12: 4' T12 (40W) - 1L	Wall Switch	46	3,900	Relamp & Reballast	Yes	16	LED - Linear Tubes: (1) 4' Lamp	High/Low Control	15	2,730	0.42	2,573	0.0	\$432.20	\$1,968.00	\$80.00	4.37
Hall	8	U-Bend Fluorescent - T8: U T8 (32W) - 2L	Wall Switch	62	3,900	Relamp	Yes	8	LED - Linear Tubes: (2) U-Lamp	High/Low Control	33	2,730	0.23	1,396	0.0	\$234.48	\$705.60	\$0.00	3.01
Hall	7	Linear Fluorescent - T12: 4' T12 (40W) - 1L	Wall Switch	46	3,900	Relamp & Reballast	Yes	7	LED - Linear Tubes: (1) 4' Lamp	High/Low Control	15	2,730	0.18	1,126	0.0	\$189.09	\$1,086.00	\$35.00	5.56
356	2	Linear Fluorescent - T12: 4' T12 (40W) - 3L	Wall Switch	127	2,548	Relamp & Reballast	Yes	2	LED - Linear Tubes: (3) 4' Lamps	Occupancy Sensor	44	1,784	0.14	566	0.0	\$95.06	\$533.00	\$65.00	4.92
357	2	Linear Fluorescent - T12: 4' T12 (40W) - 3L	Wall Switch	127	2,548	Relamp & Reballast	Yes	2	LED - Linear Tubes: (3) 4' Lamps	Occupancy Sensor	44	1,784	0.14	566	0.0	\$95.06	\$533.00	\$65.00	4.92
358	2	Linear Fluorescent - T12: 4' T12 (40W) - 3L	Wall Switch	127	2,548	Relamp & Reballast	Yes	2	LED - Linear Tubes: (3) 4' Lamps	Occupancy Sensor	44	1,784	0.14	566	0.0	\$95.06	\$533.00	\$65.00	4.92
359	2	Linear Fluorescent - T12: 4' T12 (40W) - 3L	Wall Switch	127	2,548	Relamp & Reballast	Yes	2	LED - Linear Tubes: (3) 4' Lamps	Occupancy Sensor	44	1,784	0.14	566	0.0	\$95.06	\$533.00	\$65.00	4.92
360	2	Linear Fluorescent - T12: 4' T12 (40W) - 3L	Wall Switch	127	2,548	Relamp & Reballast	Yes	2	LED - Linear Tubes: (3) 4' Lamps	Occupancy Sensor	44	1,784	0.14	566	0.0	\$95.06	\$533.00	\$65.00	4.92
361	2	Linear Fluorescent - T12: 4' T12 (40W) - 3L	Wall Switch	127	2,548	Relamp & Reballast	Yes	2	LED - Linear Tubes: (3) 4' Lamps	Occupancy Sensor	44	1,784	0.14	566	0.0	\$95.06	\$533.00	\$65.00	4.92
362	2	Linear Fluorescent - T12: 4' T12 (40W) - 3L	Wall Switch	127	2,548	Relamp & Reballast	Yes	2	LED - Linear Tubes: (3) 4' Lamps	Occupancy Sensor	44	1,784	0.14	566	0.0	\$95.06	\$533.00	\$65.00	4.92
363	2	Linear Fluorescent - T12: 4' T12 (40W) - 3L	Wall Switch	127	2,548	Relamp & Reballast	Yes	2	LED - Linear Tubes: (3) 4' Lamps	Occupancy Sensor	44	1,784	0.14	566	0.0	\$95.06	\$533.00	\$65.00	4.92
364	2	Linear Fluorescent - T12: 4' T12 (40W) - 3L	Wall Switch	127	2,548	Relamp & Reballast	Yes	2	LED - Linear Tubes: (3) 4' Lamps	Occupancy Sensor	44	1,784	0.14	566	0.0	\$95.06	\$533.00	\$65.00	4.92
365	2	Linear Fluorescent - T12: 4' T12 (40W) - 3L	Wall Switch	127	2,548	Relamp & Reballast	Yes	2	LED - Linear Tubes: (3) 4' Lamps	Occupancy Sensor	44	1,784	0.14	566	0.0	\$95.06	\$533.00	\$65.00	4.92
344	2	Linear Fluorescent - T12: 4' T12 (40W) - 3L	Wall Switch	127	2,548	Relamp & Reballast	Yes	2	LED - Linear Tubes: (3) 4' Lamps	Occupancy Sensor	44	1,784	0.14	566	0.0	\$95.06	\$533.00	\$65.00	4.92
343	3	Linear Fluorescent - T12: 4' T12 (40W) - 3L	Wall Switch	127	2,548	Relamp & Reballast	Yes	3	LED - Linear Tubes: (3) 4' Lamps	Occupancy Sensor	44	1,784	0.21	849	0.0	\$142.59	\$664.50	\$80.00	4.10
Janitor Closet	2	Linear Fluorescent - T12: 4' T12 (40W) - 1L	Wall Switch	46	3,640	Relamp & Reballast	No	2	LED - Linear Tubes: (1) 4' Lamp	Wall Switch	15	3,640	0.05	264	0.0	\$44.30	\$196.00	\$10.00	4.20

Location	Existing Conditions					Proposed Conditions							Energy Impact & Financial Analysis						
	Fixture Quantity	Fixture Description	Control System	Watts per Fixture	Annual Operating Hours	Fixture Recommendation	Add Controls?	Fixture Quantity	Fixture Description	Control System	Watts per Fixture	Annual Operating Hours	Total Peak kW Savings	Total Annual kWh Savings	Total Annual MMBtu Savings	Total Annual Energy Cost Savings	Total Installation Cost	Total Incentives	Simple Payback w/ Incentives in Years
Electrical Closet	2	Linear Fluorescent - T12: 4' T12 (40W) - 1L	Wall Switch	46	3,640	Relamp & Reballast	No	2	LED - Linear Tubes: (1) 4' Lamp	Wall Switch	15	3,640	0.05	264	0.0	\$44.30	\$196.00	\$10.00	4.20
Men's Room	3	Compact Fluorescent 2L CFL Pin	Wall Switch	26	3,640	Relamp	No	3	LED Screw-In Lamps: Plug-in - 2L	Wall Switch	18	3,640	0.02	98	0.0	\$16.46	\$263.72	\$0.00	16.03
Men's Room	10	Linear Fluorescent - T12: 4' T12 (40W) - 1L	Wall Switch	46	3,640	Relamp & Reballast	Yes	10	LED - Linear Tubes: (1) 4' Lamp	Occupancy Sensor	15	2,548	0.26	1,501	0.0	\$252.11	\$1,250.00	\$85.00	4.62
Women's Room	3	Compact Fluorescent 2L CFL Pin	Wall Switch	26	3,640	Relamp	No	3	LED Screw-In Lamps: Plug-in - 2L	Wall Switch	18	3,640	0.02	98	0.0	\$16.46	\$263.72	\$0.00	16.03
Women's Room	10	Linear Fluorescent - T12: 4' T12 (40W) - 1L	Wall Switch	46	3,640	Relamp & Reballast	Yes	10	LED - Linear Tubes: (1) 4' Lamp	Occupancy Sensor	15	2,548	0.26	1,501	0.0	\$252.11	\$1,250.00	\$85.00	4.62
Hall	4	U-Bend Fluorescent - T12: U T12 (34W) - 2L	Wall Switch	72	3,900	Relamp & Reballast	Yes	4	LED - Linear Tubes: (2) U-Lamp	High/Low Control	33	2,730	0.14	877	0.0	\$147.38	\$668.00	\$0.00	4.53
366	2	Linear Fluorescent - T12: 4' T12 (40W) - 3L	Wall Switch	127	2,548	Relamp & Reballast	Yes	2	LED - Linear Tubes: (3) 4' Lamps	Occupancy Sensor	44	1,784	0.14	566	0.0	\$95.06	\$533.00	\$65.00	4.92
367	2	Linear Fluorescent - T12: 4' T12 (40W) - 3L	Wall Switch	127	2,548	Relamp & Reballast	Yes	2	LED - Linear Tubes: (3) 4' Lamps	Occupancy Sensor	44	1,784	0.14	566	0.0	\$95.06	\$533.00	\$65.00	4.92
368	2	Linear Fluorescent - T12: 4' T12 (40W) - 3L	Wall Switch	127	2,548	Relamp & Reballast	Yes	2	LED - Linear Tubes: (3) 4' Lamps	Occupancy Sensor	44	1,784	0.14	566	0.0	\$95.06	\$533.00	\$65.00	4.92
369	2	Linear Fluorescent - T12: 4' T12 (40W) - 3L	Wall Switch	127	2,548	Relamp & Reballast	Yes	2	LED - Linear Tubes: (3) 4' Lamps	Occupancy Sensor	44	1,784	0.14	566	0.0	\$95.06	\$533.00	\$65.00	4.92
370	2	Linear Fluorescent - T12: 4' T12 (40W) - 3L	Wall Switch	127	2,548	Relamp & Reballast	Yes	2	LED - Linear Tubes: (3) 4' Lamps	Occupancy Sensor	44	1,784	0.14	566	0.0	\$95.06	\$533.00	\$65.00	4.92
371	2	Linear Fluorescent - T12: 4' T12 (40W) - 3L	Wall Switch	127	2,548	Relamp & Reballast	Yes	2	LED - Linear Tubes: (3) 4' Lamps	Occupancy Sensor	44	1,784	0.14	566	0.0	\$95.06	\$533.00	\$65.00	4.92
372	2	Linear Fluorescent - T12: 4' T12 (40W) - 3L	Wall Switch	127	2,548	Relamp & Reballast	Yes	2	LED - Linear Tubes: (3) 4' Lamps	Occupancy Sensor	44	1,784	0.14	566	0.0	\$95.06	\$533.00	\$65.00	4.92
373	2	Linear Fluorescent - T12: 4' T12 (40W) - 3L	Wall Switch	127	2,548	Relamp & Reballast	Yes	2	LED - Linear Tubes: (3) 4' Lamps	Occupancy Sensor	44	1,784	0.14	566	0.0	\$95.06	\$533.00	\$65.00	4.92
Hall	9	Linear Fluorescent - T12: 4' T12 (40W) - 1L	Wall Switch	46	3,900	Relamp & Reballast	Yes	9	LED - Linear Tubes: (1) 4' Lamp	High/Low Control	15	2,730	0.24	1,447	0.0	\$243.11	\$1,082.00	\$45.00	4.27
342	2	Linear Fluorescent - T12: 4' T12 (40W) - 3L	Wall Switch	127	2,548	Relamp & Reballast	Yes	2	LED - Linear Tubes: (3) 4' Lamps	Occupancy Sensor	44	1,784	0.14	566	0.0	\$95.06	\$533.00	\$65.00	4.92
338	12	Linear Fluorescent - T12: 4' T12 (40W) - 1L	Wall Switch	46	2,548	Relamp & Reballast	Yes	12	LED - Linear Tubes: (1) 4' Lamp	Occupancy Sensor	15	1,784	0.32	1,261	0.0	\$211.78	\$1,446.00	\$95.00	6.38
341	2	Linear Fluorescent - T12: 4' T12 (40W) - 3L	Wall Switch	127	2,548	Relamp & Reballast	Yes	2	LED - Linear Tubes: (3) 4' Lamps	Occupancy Sensor	44	1,784	0.14	566	0.0	\$95.06	\$533.00	\$65.00	4.92
Elevator Hall	2	Compact Fluorescent 2L CFL Pin	Wall Switch	26	3,900	Relamp	No	2	LED Screw-In Lamps: Plug-in - 2L	Wall Switch	18	3,900	0.01	70	0.0	\$11.75	\$175.81	\$0.00	14.96
Elevator Hall	8	Linear Fluorescent - T12: 4' T12 (40W) - 1L	Wall Switch	46	3,900	Relamp & Reballast	Yes	8	LED - Linear Tubes: (1) 4' Lamp	High/Low Control	15	2,730	0.21	1,286	0.0	\$216.10	\$984.00	\$40.00	4.37
Hall	17	Linear Fluorescent - T12: 4' T12 (40W) - 1L	Wall Switch	46	3,900	Relamp & Reballast	Yes	17	LED - Linear Tubes: (1) 4' Lamp	High/Low Control	15	2,730	0.45	2,733	0.0	\$459.21	\$2,066.00	\$85.00	4.31
Hall	8	U-Bend Fluorescent - T12: U T12 (34W) - 2L	Wall Switch	72	3,900	Relamp & Reballast	Yes	8	LED - Linear Tubes: (2) U-Lamp	High/Low Control	33	2,730	0.29	1,755	0.0	\$294.76	\$1,136.00	\$0.00	3.85
468	6	Linear Fluorescent - T12: 4' T12 (40W) - 3L	Wall Switch	127	2,548	Relamp & Reballast	Yes	6	LED - Linear Tubes: (3) 4' Lamps	Occupancy Sensor	44	1,784	0.43	1,697	0.0	\$285.17	\$1,059.00	\$125.00	3.28
439	2	Linear Fluorescent - T12: 4' T12 (40W) - 3L	Wall Switch	127	2,548	Relamp & Reballast	Yes	2	LED - Linear Tubes: (3) 4' Lamps	Occupancy Sensor	44	1,784	0.14	566	0.0	\$95.06	\$533.00	\$65.00	4.92
466	2	Linear Fluorescent - T12: 4' T12 (40W) - 3L	Wall Switch	127	2,548	Relamp & Reballast	Yes	2	LED - Linear Tubes: (3) 4' Lamps	Occupancy Sensor	44	1,784	0.14	566	0.0	\$95.06	\$533.00	\$65.00	4.92

Location	Existing Conditions					Proposed Conditions							Energy Impact & Financial Analysis						
	Fixture Quantity	Fixture Description	Control System	Watts per Fixture	Annual Operating Hours	Fixture Recommendation	Add Controls?	Fixture Quantity	Fixture Description	Control System	Watts per Fixture	Annual Operating Hours	Total Peak kW Savings	Total Annual kWh Savings	Total Annual MMBtu Savings	Total Annual Energy Cost Savings	Total Installation Cost	Total Incentives	Simple Payback w/ Incentives in Years
465	2	Linear Fluorescent - T12: 4' T12 (40W) - 3L	Wall Switch	127	2,548	Relamp & Reballast	Yes	2	LED - Linear Tubes: (3) 4' Lamps	Occupancy Sensor	44	1,784	0.14	566	0.0	\$95.06	\$533.00	\$65.00	4.92
440	2	Linear Fluorescent - T12: 4' T12 (40W) - 3L	Wall Switch	127	2,548	Relamp & Reballast	Yes	2	LED - Linear Tubes: (3) 4' Lamps	Occupancy Sensor	44	1,784	0.14	566	0.0	\$95.06	\$533.00	\$65.00	4.92
464	2	Linear Fluorescent - T12: 4' T12 (40W) - 3L	Wall Switch	127	2,548	Relamp & Reballast	Yes	2	LED - Linear Tubes: (3) 4' Lamps	Occupancy Sensor	44	1,784	0.14	566	0.0	\$95.06	\$533.00	\$65.00	4.92
463	2	Linear Fluorescent - T12: 4' T12 (40W) - 3L	Wall Switch	127	2,548	Relamp & Reballast	Yes	2	LED - Linear Tubes: (3) 4' Lamps	Occupancy Sensor	44	1,784	0.14	566	0.0	\$95.06	\$533.00	\$65.00	4.92
462	2	Linear Fluorescent - T12: 4' T12 (40W) - 3L	Wall Switch	127	2,548	Relamp & Reballast	Yes	2	LED - Linear Tubes: (3) 4' Lamps	Occupancy Sensor	44	1,784	0.14	566	0.0	\$95.06	\$533.00	\$65.00	4.92
461	2	Linear Fluorescent - T12: 4' T12 (40W) - 3L	Wall Switch	127	2,548	Relamp & Reballast	Yes	2	LED - Linear Tubes: (3) 4' Lamps	Occupancy Sensor	44	1,784	0.14	566	0.0	\$95.06	\$533.00	\$65.00	4.92
Men's Room	3	Compact Fluorescent: 2L CFL Pin	Wall Switch	26	3,640	Relamp	No	3	LED Screw-In Lamps: Plug-in - 2L	Wall Switch	18	3,640	0.02	98	0.0	\$16.46	\$263.72	\$0.00	16.03
Men's Room	8	Linear Fluorescent - T12: 4' T12 (40W) - 1L	Wall Switch	46	3,640	Relamp & Reballast	Yes	8	LED - Linear Tubes: (1) 4' Lamp	Occupancy Sensor	15	2,548	0.21	1,201	0.0	\$201.69	\$1,054.00	\$75.00	4.85
Women's Room	3	Compact Fluorescent: 2L CFL Pin	Wall Switch	26	3,640	Relamp	No	3	LED Screw-In Lamps: Plug-in - 2L	Wall Switch	18	3,640	0.02	98	0.0	\$16.46	\$263.72	\$0.00	16.03
Women's Room	8	Linear Fluorescent - T12: 4' T12 (40W) - 1L	Wall Switch	46	3,640	Relamp & Reballast	Yes	8	LED - Linear Tubes: (1) 4' Lamp	Occupancy Sensor	15	2,548	0.21	1,201	0.0	\$201.69	\$1,054.00	\$75.00	4.85
Electrical Closet	2	Linear Fluorescent - T12: 4' T12 (40W) - 1L	Wall Switch	46	3,640	Relamp & Reballast	No	2	LED - Linear Tubes: (1) 4' Lamp	Wall Switch	15	3,640	0.05	264	0.0	\$44.30	\$196.00	\$10.00	4.20
460	2	Linear Fluorescent - T12: 4' T12 (40W) - 3L	Wall Switch	127	2,548	Relamp & Reballast	Yes	2	LED - Linear Tubes: (3) 4' Lamps	Occupancy Sensor	44	1,784	0.14	566	0.0	\$95.06	\$533.00	\$65.00	4.92
459	2	Linear Fluorescent - T12: 4' T12 (40W) - 3L	Wall Switch	127	2,548	Relamp & Reballast	Yes	2	LED - Linear Tubes: (3) 4' Lamps	Occupancy Sensor	44	1,784	0.14	566	0.0	\$95.06	\$533.00	\$65.00	4.92
458	2	Linear Fluorescent - T12: 4' T12 (40W) - 3L	Wall Switch	127	2,548	Relamp & Reballast	Yes	2	LED - Linear Tubes: (3) 4' Lamps	Occupancy Sensor	44	1,784	0.14	566	0.0	\$95.06	\$533.00	\$65.00	4.92
457	2	Linear Fluorescent - T12: 4' T12 (40W) - 3L	Wall Switch	127	2,548	Relamp & Reballast	Yes	2	LED - Linear Tubes: (3) 4' Lamps	Occupancy Sensor	44	1,784	0.14	566	0.0	\$95.06	\$533.00	\$65.00	4.92
441	2	Linear Fluorescent - T12: 4' T12 (40W) - 3L	Wall Switch	127	2,548	Relamp & Reballast	Yes	2	LED - Linear Tubes: (3) 4' Lamps	Occupancy Sensor	44	1,784	0.14	566	0.0	\$95.06	\$533.00	\$65.00	4.92
442	2	Linear Fluorescent - T12: 4' T12 (40W) - 3L	Wall Switch	127	2,548	Relamp & Reballast	Yes	2	LED - Linear Tubes: (3) 4' Lamps	Occupancy Sensor	44	1,784	0.14	566	0.0	\$95.06	\$533.00	\$65.00	4.92
432	12	Linear Fluorescent - T12: 4' T12 (40W) - 1L	Wall Switch	46	2,548	Relamp & Reballast	Yes	12	LED - Linear Tubes: (1) 4' Lamp	Occupancy Sensor	15	1,784	0.32	1,261	0.0	\$211.78	\$1,446.00	\$95.00	6.38
456	2	Linear Fluorescent - T12: 4' T12 (40W) - 3L	Wall Switch	127	2,548	Relamp & Reballast	Yes	2	LED - Linear Tubes: (3) 4' Lamps	Occupancy Sensor	44	1,784	0.14	566	0.0	\$95.06	\$533.00	\$65.00	4.92
455	2	Linear Fluorescent - T12: 4' T12 (40W) - 3L	Wall Switch	127	2,548	Relamp & Reballast	Yes	2	LED - Linear Tubes: (3) 4' Lamps	Occupancy Sensor	44	1,784	0.14	566	0.0	\$95.06	\$533.00	\$65.00	4.92
454	2	Linear Fluorescent - T12: 4' T12 (40W) - 3L	Wall Switch	127	2,548	Relamp & Reballast	Yes	2	LED - Linear Tubes: (3) 4' Lamps	Occupancy Sensor	44	1,784	0.14	566	0.0	\$95.06	\$533.00	\$65.00	4.92
453	2	Linear Fluorescent - T12: 4' T12 (40W) - 3L	Wall Switch	127	2,548	Relamp & Reballast	Yes	2	LED - Linear Tubes: (3) 4' Lamps	Occupancy Sensor	44	1,784	0.14	566	0.0	\$95.06	\$533.00	\$65.00	4.92
452	2	Linear Fluorescent - T12: 4' T12 (40W) - 3L	Wall Switch	127	2,548	Relamp & Reballast	Yes	2	LED - Linear Tubes: (3) 4' Lamps	Occupancy Sensor	44	1,784	0.14	566	0.0	\$95.06	\$533.00	\$65.00	4.92
443	2	Linear Fluorescent - T12: 4' T12 (40W) - 3L	Wall Switch	127	2,548	Relamp & Reballast	Yes	2	LED - Linear Tubes: (3) 4' Lamps	Occupancy Sensor	44	1,784	0.14	566	0.0	\$95.06	\$533.00	\$65.00	4.92
451	2	Linear Fluorescent - T12: 4' T12 (40W) - 3L	Wall Switch	127	2,548	Relamp & Reballast	Yes	2	LED - Linear Tubes: (3) 4' Lamps	Occupancy Sensor	44	1,784	0.14	566	0.0	\$95.06	\$533.00	\$65.00	4.92

Location	Existing Conditions					Proposed Conditions							Energy Impact & Financial Analysis						
	Fixture Quantity	Fixture Description	Control System	Watts per Fixture	Annual Operating Hours	Fixture Recommendation	Add Controls?	Fixture Quantity	Fixture Description	Control System	Watts per Fixture	Annual Operating Hours	Total Peak kW Savings	Total Annual kWh Savings	Total Annual MMBtu Savings	Total Annual Energy Cost Savings	Total Installation Cost	Total Incentives	Simple Payback w/ Incentives in Years
450	2	Linear Fluorescent - T12: 4' T12 (40W) - 3L	Wall Switch	127	2,548	Relamp & Reballast	Yes	2	LED - Linear Tubes: (3) 4' Lamps	Occupancy Sensor	44	1,784	0.14	566	0.0	\$95.06	\$533.00	\$65.00	4.92
449	2	Linear Fluorescent - T12: 4' T12 (40W) - 3L	Wall Switch	127	2,548	Relamp & Reballast	Yes	2	LED - Linear Tubes: (3) 4' Lamps	Occupancy Sensor	44	1,784	0.14	566	0.0	\$95.06	\$533.00	\$65.00	4.92
448	2	Linear Fluorescent - T12: 4' T12 (40W) - 3L	Wall Switch	127	2,548	Relamp & Reballast	Yes	2	LED - Linear Tubes: (3) 4' Lamps	Occupancy Sensor	44	1,784	0.14	566	0.0	\$95.06	\$533.00	\$65.00	4.92
447	2	Linear Fluorescent - T12: 4' T12 (40W) - 3L	Wall Switch	127	2,548	Relamp & Reballast	Yes	2	LED - Linear Tubes: (3) 4' Lamps	Occupancy Sensor	44	1,784	0.14	566	0.0	\$95.06	\$533.00	\$65.00	4.92
430	12	Linear Fluorescent - T12: 4' T12 (40W) - 1L	Wall Switch	46	2,548	Relamp & Reballast	Yes	12	LED - Linear Tubes: (1) 4' Lamp	Occupancy Sensor	15	1,784	0.32	1,261	0.0	\$211.78	\$1,446.00	\$95.00	6.38
Hall	16	U-Bend Fluorescent - T12: U T12 (34W) - 2L	Wall Switch	72	3,900	Relamp & Reballast	Yes	16	LED - Linear Tubes: (2) U-Lamp	High/Low Control	33	2,730	0.58	3,509	0.0	\$589.52	\$2,272.00	\$0.00	3.85
Hall	7	Linear Fluorescent - T12: 4' T12 (40W) - 1L	Wall Switch	46	3,900	Relamp & Reballast	Yes	7	LED - Linear Tubes: (1) 4' Lamp	High/Low Control	15	2,730	0.18	1,126	0.0	\$189.09	\$886.00	\$35.00	4.50
Hall	14	Linear Fluorescent - T12: 4' T12 (40W) - 1L	Wall Switch	46	3,900	Relamp & Reballast	Yes	14	LED - Linear Tubes: (1) 4' Lamp	High/Low Control	15	2,730	0.37	2,251	0.0	\$378.17	\$1,772.00	\$70.00	4.50
444	3	Linear Fluorescent - T12: 4' T12 (40W) - 3L	Wall Switch	127	2,548	Relamp & Reballast	Yes	3	LED - Linear Tubes: (3) 4' Lamps	Occupancy Sensor	44	1,784	0.21	849	0.0	\$142.59	\$664.50	\$80.00	4.10
446	2	Linear Fluorescent - T12: 4' T12 (40W) - 3L	Wall Switch	127	2,548	Relamp & Reballast	Yes	2	LED - Linear Tubes: (3) 4' Lamps	Occupancy Sensor	44	1,784	0.14	566	0.0	\$95.06	\$533.00	\$65.00	4.92
445	3	Linear Fluorescent - T12: 4' T12 (40W) - 3L	Wall Switch	127	2,548	Relamp & Reballast	Yes	3	LED - Linear Tubes: (3) 4' Lamps	Occupancy Sensor	44	1,784	0.21	849	0.0	\$142.59	\$664.50	\$80.00	4.10
428	2	Linear Fluorescent - T12: 4' T12 (40W) - 3L	Wall Switch	127	2,548	Relamp & Reballast	Yes	2	LED - Linear Tubes: (3) 4' Lamps	Occupancy Sensor	44	1,784	0.14	566	0.0	\$95.06	\$533.00	\$65.00	4.92
427	2	Linear Fluorescent - T12: 4' T12 (40W) - 3L	Wall Switch	127	2,548	Relamp & Reballast	Yes	2	LED - Linear Tubes: (3) 4' Lamps	Occupancy Sensor	44	1,784	0.14	566	0.0	\$95.06	\$533.00	\$65.00	4.92
426	2	Linear Fluorescent - T12: 4' T12 (40W) - 3L	Wall Switch	127	2,548	Relamp & Reballast	Yes	2	LED - Linear Tubes: (3) 4' Lamps	Occupancy Sensor	44	1,784	0.14	566	0.0	\$95.06	\$533.00	\$65.00	4.92
425	2	Linear Fluorescent - T12: 4' T12 (40W) - 3L	Wall Switch	127	2,548	Relamp & Reballast	Yes	2	LED - Linear Tubes: (3) 4' Lamps	Occupancy Sensor	44	1,784	0.14	566	0.0	\$95.06	\$533.00	\$65.00	4.92
424	2	Linear Fluorescent - T12: 4' T12 (40W) - 3L	Wall Switch	127	2,548	Relamp & Reballast	Yes	2	LED - Linear Tubes: (3) 4' Lamps	Occupancy Sensor	44	1,784	0.14	566	0.0	\$95.06	\$533.00	\$65.00	4.92
423	2	Linear Fluorescent - T12: 4' T12 (40W) - 3L	Wall Switch	127	2,548	Relamp & Reballast	Yes	2	LED - Linear Tubes: (3) 4' Lamps	Occupancy Sensor	44	1,784	0.14	566	0.0	\$95.06	\$533.00	\$65.00	4.92
422	2	Linear Fluorescent - T12: 4' T12 (40W) - 3L	Wall Switch	127	2,548	Relamp & Reballast	Yes	2	LED - Linear Tubes: (3) 4' Lamps	Occupancy Sensor	44	1,784	0.14	566	0.0	\$95.06	\$533.00	\$65.00	4.92
421	2	Linear Fluorescent - T12: 4' T12 (40W) - 3L	Wall Switch	127	2,548	Relamp & Reballast	Yes	2	LED - Linear Tubes: (3) 4' Lamps	Occupancy Sensor	44	1,784	0.14	566	0.0	\$95.06	\$533.00	\$65.00	4.92
420	2	Linear Fluorescent - T12: 4' T12 (40W) - 3L	Wall Switch	127	2,548	Relamp & Reballast	Yes	2	LED - Linear Tubes: (3) 4' Lamps	Occupancy Sensor	44	1,784	0.14	566	0.0	\$95.06	\$533.00	\$65.00	4.92
429	2	Linear Fluorescent - T12: 4' T12 (40W) - 3L	Wall Switch	127	2,548	Relamp & Reballast	Yes	2	LED - Linear Tubes: (3) 4' Lamps	Occupancy Sensor	44	1,784	0.14	566	0.0	\$95.06	\$533.00	\$65.00	4.92
Hall	7	Linear Fluorescent - T12: 4' T12 (40W) - 1L	Wall Switch	46	3,900	Relamp & Reballast	Yes	7	LED - Linear Tubes: (1) 4' Lamp	High/Low Control	15	2,730	0.18	1,126	0.0	\$189.09	\$886.00	\$35.00	4.50
Hall	8	Linear Fluorescent - T12: 4' T12 (40W) - 1L	Wall Switch	46	3,900	Relamp & Reballast	Yes	8	LED - Linear Tubes: (1) 4' Lamp	High/Low Control	15	2,730	0.21	1,286	0.0	\$216.10	\$984.00	\$40.00	4.37
431	2	Linear Fluorescent - T12: 4' T12 (40W) - 3L	Wall Switch	127	2,548	Relamp & Reballast	Yes	2	LED - Linear Tubes: (3) 4' Lamps	Occupancy Sensor	44	1,784	0.14	566	0.0	\$95.06	\$533.00	\$65.00	4.92
419	2	Linear Fluorescent - T12: 4' T12 (40W) - 3L	Wall Switch	127	2,548	Relamp & Reballast	Yes	2	LED - Linear Tubes: (3) 4' Lamps	Occupancy Sensor	44	1,784	0.14	566	0.0	\$95.06	\$533.00	\$65.00	4.92

Location	Existing Conditions					Proposed Conditions							Energy Impact & Financial Analysis						
	Fixture Quantity	Fixture Description	Control System	Watts per Fixture	Annual Operating Hours	Fixture Recommendation	Add Controls?	Fixture Quantity	Fixture Description	Control System	Watts per Fixture	Annual Operating Hours	Total Peak kW Savings	Total Annual kWh Savings	Total Annual MMBtu Savings	Total Annual Energy Cost Savings	Total Installation Cost	Total Incentives	Simple Payback w/ Incentives in Years
418	2	Linear Fluorescent - T12: 4' T12 (40W) - 3L	Wall Switch	127	2,548	Relamp & Reballast	Yes	2	LED - Linear Tubes: (3) 4' Lamps	Occupancy Sensor	44	1,784	0.14	566	0.0	\$95.06	\$533.00	\$65.00	4.92
417	2	Linear Fluorescent - T12: 4' T12 (40W) - 3L	Wall Switch	127	2,548	Relamp & Reballast	Yes	2	LED - Linear Tubes: (3) 4' Lamps	Occupancy Sensor	44	1,784	0.14	566	0.0	\$95.06	\$533.00	\$65.00	4.92
416	2	Linear Fluorescent - T12: 4' T12 (40W) - 3L	Wall Switch	127	2,548	Relamp & Reballast	Yes	2	LED - Linear Tubes: (3) 4' Lamps	Occupancy Sensor	44	1,784	0.14	566	0.0	\$95.06	\$533.00	\$65.00	4.92
415	2	Linear Fluorescent - T12: 4' T12 (40W) - 3L	Wall Switch	127	2,548	Relamp & Reballast	Yes	2	LED - Linear Tubes: (3) 4' Lamps	Occupancy Sensor	44	1,784	0.14	566	0.0	\$95.06	\$533.00	\$65.00	4.92
414	2	Linear Fluorescent - T12: 4' T12 (40W) - 3L	Wall Switch	127	2,548	Relamp & Reballast	Yes	2	LED - Linear Tubes: (3) 4' Lamps	Occupancy Sensor	44	1,784	0.14	566	0.0	\$95.06	\$533.00	\$65.00	4.92
413	2	Linear Fluorescent - T12: 4' T12 (40W) - 3L	Wall Switch	127	2,548	Relamp & Reballast	Yes	2	LED - Linear Tubes: (3) 4' Lamps	Occupancy Sensor	44	1,784	0.14	566	0.0	\$95.06	\$533.00	\$65.00	4.92
412	2	Linear Fluorescent - T12: 4' T12 (40W) - 3L	Wall Switch	127	2,548	Relamp & Reballast	Yes	2	LED - Linear Tubes: (3) 4' Lamps	Occupancy Sensor	44	1,784	0.14	566	0.0	\$95.06	\$533.00	\$65.00	4.92
411	2	Linear Fluorescent - T12: 4' T12 (40W) - 3L	Wall Switch	127	2,548	Relamp & Reballast	Yes	2	LED - Linear Tubes: (3) 4' Lamps	Occupancy Sensor	44	1,784	0.14	566	0.0	\$95.06	\$533.00	\$65.00	4.92
410	2	Linear Fluorescent - T12: 4' T12 (40W) - 3L	Wall Switch	127	2,548	Relamp & Reballast	Yes	2	LED - Linear Tubes: (3) 4' Lamps	Occupancy Sensor	44	1,784	0.14	566	0.0	\$95.06	\$533.00	\$65.00	4.92
Hall	19	Linear Fluorescent - T12: 4' T12 (40W) - 1L	Wall Switch	46	3,900	Relamp & Reballast	Yes	19	LED - Linear Tubes: (1) 4' Lamp	High/Low Control	15	2,730	0.50	3,055	0.0	\$513.23	\$2,462.00	\$95.00	4.61
433	2	Linear Fluorescent - T12: 4' T12 (40W) - 3L	Wall Switch	127	2,548	Relamp & Reballast	Yes	2	LED - Linear Tubes: (3) 4' Lamps	Occupancy Sensor	44	1,784	0.14	566	0.0	\$95.06	\$533.00	\$65.00	4.92
436	2	Linear Fluorescent - T12: 4' T12 (40W) - 3L	Wall Switch	127	2,548	Relamp & Reballast	Yes	2	LED - Linear Tubes: (3) 4' Lamps	Occupancy Sensor	44	1,784	0.14	566	0.0	\$95.06	\$533.00	\$65.00	4.92
435	2	Linear Fluorescent - T12: 4' T12 (40W) - 1L	Wall Switch	46	2,548	Relamp & Reballast	No	2	LED - Linear Tubes: (1) 4' Lamp	Wall Switch	15	2,548	0.05	185	0.0	\$31.01	\$196.00	\$10.00	6.00
Hall	8	U-Bend Fluorescent - T12: U T12 (34W) - 2L	Wall Switch	72	3,900	Relamp & Reballast	Yes	8	LED - Linear Tubes: (2) U-Lamp	High/Low Control	33	2,730	0.29	1,755	0.0	\$294.76	\$1,136.00	\$0.00	3.85
409	2	Linear Fluorescent - T12: 4' T12 (40W) - 3L	Wall Switch	127	2,548	Relamp & Reballast	Yes	2	LED - Linear Tubes: (3) 4' Lamps	Occupancy Sensor	44	1,784	0.14	566	0.0	\$95.06	\$533.00	\$65.00	4.92
408	2	Linear Fluorescent - T12: 4' T12 (40W) - 3L	Wall Switch	127	2,548	Relamp & Reballast	Yes	2	LED - Linear Tubes: (3) 4' Lamps	Occupancy Sensor	44	1,784	0.14	566	0.0	\$95.06	\$533.00	\$65.00	4.92
407	2	Linear Fluorescent - T12: 4' T12 (40W) - 3L	Wall Switch	127	2,548	Relamp & Reballast	Yes	2	LED - Linear Tubes: (3) 4' Lamps	Occupancy Sensor	44	1,784	0.14	566	0.0	\$95.06	\$533.00	\$65.00	4.92
406	2	Linear Fluorescent - T12: 4' T12 (40W) - 3L	Wall Switch	127	2,548	Relamp & Reballast	Yes	2	LED - Linear Tubes: (3) 4' Lamps	Occupancy Sensor	44	1,784	0.14	566	0.0	\$95.06	\$533.00	\$65.00	4.92
405	2	Linear Fluorescent - T12: 4' T12 (40W) - 3L	Wall Switch	127	2,548	Relamp & Reballast	Yes	2	LED - Linear Tubes: (3) 4' Lamps	Occupancy Sensor	44	1,784	0.14	566	0.0	\$95.06	\$533.00	\$65.00	4.92
436	12	Linear Fluorescent - T12: 4' T12 (40W) - 1L	Wall Switch	46	2,548	Relamp & Reballast	Yes	12	LED - Linear Tubes: (1) 4' Lamp	Occupancy Sensor	15	1,784	0.32	1,261	0.0	\$211.78	\$1,446.00	\$95.00	6.38
437	2	Linear Fluorescent - T12: 4' T12 (40W) - 3L	Wall Switch	127	2,548	Relamp & Reballast	Yes	2	LED - Linear Tubes: (3) 4' Lamps	Occupancy Sensor	44	1,784	0.14	566	0.0	\$95.06	\$533.00	\$65.00	4.92
438	12	Linear Fluorescent - T12: 4' T12 (40W) - 1L	Wall Switch	46	2,548	Relamp & Reballast	Yes	12	LED - Linear Tubes: (1) 4' Lamp	Occupancy Sensor	15	1,784	0.32	1,261	0.0	\$211.78	\$1,446.00	\$95.00	6.38
401	8	Linear Fluorescent - T12: 4' T12 (40W) - 3L	Wall Switch	127	2,548	Relamp & Reballast	Yes	8	LED - Linear Tubes: (3) 4' Lamps	Occupancy Sensor	44	1,784	0.57	2,263	0.0	\$380.23	\$1,322.00	\$155.00	3.07
403	2	Linear Fluorescent - T12: 4' T12 (40W) - 3L	Wall Switch	127	2,548	Relamp & Reballast	Yes	2	LED - Linear Tubes: (3) 4' Lamps	Occupancy Sensor	44	1,784	0.14	566	0.0	\$95.06	\$533.00	\$65.00	4.92
Office	3	Linear Fluorescent - T12: 4' T12 (40W) - 3L	Wall Switch	127	2,548	Relamp & Reballast	Yes	3	LED - Linear Tubes: (3) 4' Lamps	Occupancy Sensor	44	1,784	0.21	849	0.0	\$142.59	\$664.50	\$80.00	4.10

Existing Conditions						Proposed Conditions						Energy Impact & Financial Analysis							
Location	Fixture Quantity	Fixture Description	Control System	Watts per Fixture	Annual Operating Hours	Fixture Recommendation	Add Controls?	Fixture Quantity	Fixture Description	Control System	Watts per Fixture	Annual Operating Hours	Total Peak kW Savings	Total Annual kWh Savings	Total Annual MMBtu Savings	Total Annual Energy Cost Savings	Total Installation Cost	Total Incentives	Simple Payback w/ Incentives in Years
402	6	Linear Fluorescent - T12: 4' T12 (40W) - 3L	Wall Switch	127	2,548	Relamp & Reballast	Yes	6	LED - Linear Tubes: (3) 4' Lamps	Occupancy Sensor	44	1,784	0.43	1,697	0.0	\$285.17	\$1,059.00	\$125.00	3.28
Elevator Hall	6	Linear Fluorescent - T12: 4' T12 (40W) - 1L	Wall Switch	46	3,900	Relamp & Reballast	Yes	6	LED - Linear Tubes: (1) 4' Lamp	High/Low Control	15	2,730	0.16	965	0.0	\$162.07	\$788.00	\$30.00	4.68
Elevator Hall	2	Compact Fluorescent 2L CFL Pin	Wall Switch	26	3,900	Relamp	No	2	LED Screw-In Lamps: Plug-in - 2L	Wall Switch	18	3,900	0.01	70	0.0	\$11.75	\$175.81	\$0.00	14.96

Motor Inventory & Recommendations

Existing Conditions								Proposed Conditions				Energy Impact & Financial Analysis						
Location	Area(s)/System(s) Served	Motor Quantity	Motor Application	HP Per Motor	Full Load Efficiency	VFD Control?	Annual Operating Hours	Install High Efficiency Motors?	Full Load Efficiency	Install VFDs?	Number of VFDs	Total Peak kW Savings	Total Annual kWh Savings	Total Annual MMBtu Savings	Total Annual Energy Cost Savings	Total Installation Cost	Total Incentives	Simple Payback w/ Incentives in Years
Mechanical room	Heating hot water	2	Heating Hot Water Pump	3.0	86.5%	No	1,373	No	86.5%	No		0.00	0	0.0	\$0.00	\$0.00	\$0.00	0.00
Mechanical room	Chilled water	2	Chilled Water Pump	20.0	91.0%	No	1,696	Yes	93.0%	Yes	2	5.19	24,472	0.0	\$4,111.27	\$17,164.06	\$2,400.00	3.59
Mechanical room	Condensate water	2	Other	2.0	84.0%	No	1,373	No	84.0%	No		0.00	0	0.0	\$0.00	\$0.00	\$0.00	0.00
Mechanical room	Condenser water	2	Condenser Water Pump	20.0	93.6%	No	1,696	No	93.6%	No		0.00	0	0.0	\$0.00	\$0.00	\$0.00	0.00
Roof	AHU-1	2	Supply Fan	40.0	93.0%	Yes	3,391	No	93.0%	No		0.00	0	0.0	\$0.00	\$0.00	\$0.00	0.00
Roof	AHU-1	1	Return Fan	30.0	92.4%	Yes	3,391	No	92.4%	No		0.00	0	0.0	\$0.00	\$0.00	\$0.00	0.00
Roof	AHU-2	1	Supply Fan	40.0	93.0%	Yes	3,391	No	93.0%	No		0.00	0	0.0	\$0.00	\$0.00	\$0.00	0.00
Roof	AHU-2	1	Return Fan	30.0	92.4%	Yes	3,391	No	92.4%	No		0.00	0	0.0	\$0.00	\$0.00	\$0.00	0.00
Whole building	VAV boxes	27	Ventilation Fan	0.5	82.5%	No	1,500	No	82.5%	No		0.00	0	0.0	\$0.00	\$0.00	\$0.00	0.00
Whole building	VAV boxes	45	Ventilation Fan	0.2	82.5%	No	1,500	No	82.5%	No		0.00	0	0.0	\$0.00	\$0.00	\$0.00	0.00
Whole building	VAV boxes	80	Ventilation Fan	0.3	82.5%	No	1,500	No	82.5%	No		0.00	0	0.0	\$0.00	\$0.00	\$0.00	0.00
Elevator room	Elevator	1	Other	40.0	78.5%	No	2,000	No	78.5%	No		0.00	0	0.0	\$0.00	\$0.00	\$0.00	0.00
Mechanical room	Air compressor	2	Other	3.0	86.5%	No	1,500	No	86.5%	No		0.00	0	0.0	\$0.00	\$0.00	\$0.00	0.00

Electric HVAC Inventory & Recommendations

Existing Conditions					Proposed Conditions							Energy Impact & Financial Analysis								
Location	Area(s)/System(s) Served	System Quantity	System Type	Cooling Capacity per Unit (Tons)	Heating Capacity per Unit (kBtu/hr)	Install High Efficiency System?	System Quantity	System Type	Cooling Capacity per Unit (Tons)	Heating Capacity per Unit (kBtu/hr)	Cooling Mode Efficiency (SEER/EER)	Heating Mode Efficiency (COP)	Install Dual Enthalpy Economizer?	Total Peak kW Savings	Total Annual kWh Savings	Total Annual MMBtu Savings	Total Annual Energy Cost Savings	Total Installation Cost	Total Incentives	Simple Payback w/ Incentives in Years
Roof	Server room	1	Ductless Mini-Split AC	3.00		No							No	0.00	0	0.0	\$0.00	\$0.00	\$0.00	0.00

Fuel Heating Inventory & Recommendations

Location	Area(s)/System(s) Served	Existing Conditions			Proposed Conditions						Energy Impact & Financial Analysis						
		System Quantity	System Type	Output Capacity per Unit (MBh)	Install High Efficiency System?	System Quantity	System Type	Output Capacity per Unit (MBh)	Heating Efficiency	Heating Efficiency Units	Total Peak kW Savings	Total Annual kWh Savings	Total Annual MMBtu Savings	Total Annual Energy Cost Savings	Total Installation Cost	Total Incentives	Simple Payback w/ Incentives in Years
Central plant	Whole building	1	Forced Draft Steam Boiler	4,000.59	No						0.00	0	0.0	\$0.00	\$0.00	\$0.00	0.00
Mechanical room	Whole building	1	Forced Draft Steam Boiler	2,922.25	No						0.00	0	0.0	\$0.00	\$0.00	\$0.00	0.00

DHW Inventory & Recommendations

Location	Area(s)/System(s) Served	Existing Conditions			Proposed Conditions						Energy Impact & Financial Analysis					
		System Quantity	System Type	Replace?	System Quantity	System Type	Fuel Type	System Efficiency	Efficiency Units	Total Peak kW Savings	Total Annual kWh Savings	Total Annual MMBtu Savings	Total Annual Energy Cost Savings	Total Installation Cost	Total Incentives	Simple Payback w/ Incentives in Years
Central plant	Whole building	1	Indirect System	No						0.00	0	0.0	\$0.00	\$0.00	\$0.00	0.00

Plug Load Inventory

Location	Existing Conditions			
	Quantity	Equipment Description	Energy Rate (W)	ENERGY STAR Qualified?
Whole building	40	Computer	110.0	Yes
Whole building	30	Printer/copier	300.0	Yes
Whole building	3	Microwave	1,000.0	Yes
Kitchen	2	Refrigerator/Freezer	600.0	Yes

Vending Machine Inventory & Recommendations

Location	Existing Conditions		Proposed Conditions	Energy Impact & Financial Analysis						
	Quantity	Vending Machine Type	Install Controls?	Total Peak kW Savings	Total Annual kWh Savings	Total Annual MMBtu Savings	Total Annual Energy Cost Savings	Total Installation Cost	Total Incentives	Simple Payback w/ Incentives in Years
Break room	1	Refrigerated	Yes	0.00	1,612	0.0	\$270.79	\$230.00	\$0.00	0.85
Break room	1	Non-Refrigerated	Yes	0.00	343	0.0	\$57.54	\$230.00	\$0.00	4.00

APPENDIX B: ENERGY STAR® STATEMENT OF ENERGY PERFORMANCE

ENERGY STAR® Statement of Energy Performance

LEARN MORE AT energystar.gov

N/A

Montclair State University Campus (Buildings 1-41)

Primary Property Type: College/University
Gross Floor Area (ft²): 2,925,896
Built: 1908

For Year Ending: October 31, 2016
Date Generated: October 10, 2017

ENERGY STAR® Score¹

1. The ENERGY STAR score is a 1-100 assessment of a building's energy efficiency as compared with similar buildings nationwide, adjusting for climate and business activity.

Property & Contact Information

Property Address	Property Owner	Primary Contact
Montclair State University Campus (Buildings 1-41) 1 Normal Avenue Montclair, New Jersey 07043	Montclair Statet University 1 Normal Avenue Montclair, NJ 07043 973-655-3244	Ana Pinto 1 Normal Avenue Montclair, NJ 07043 973-655-3244 pintoa@montclair.edu
Property ID: 6069294		

Energy Consumption and Energy Use Intensity (EUI)

Site EUI	Annual Energy by Fuel	National Median Comparison
172.3 kBtu/ft²	District Chilled Water - 81,507,530 (16%) Other (kBtu)	National Median Site EUI (kBtu/ft²) 147.6 National Median Source EUI (kBtu/ft²) 262.6 % Diff from National Median Source EUI 17%
	District Steam (kBtu) 223,798,259 (44%) Electric - Grid (kBtu) 161,334,839 (32%) Natural Gas (kBtu) 37,406,141 (7%)	
Source EUI 306.4 kBtu/ft²		Annual Emissions Greenhouse Gas Emissions (Metric Tons CO2e/year) N/A

Signature & Stamp of Verifying Professional

I _____ (Name) verify that the above information is true and correct to the best of my knowledge.

Signature: _____ Date: _____

Licensed Professional

 () _____



Professional Engineer Stamp
(if applicable)